



Department  
of Health

# TRAUMA EVENTS AT NON- TRAUMA CENTERS

WENDY PATTERSON, MPH

MAY 28, 2025 STATEWIDE TRAUMA ADVISORY COMMITTEE TROY, NY

# PURPOSE

Identify trauma cases that are treated and discharged at non-designated Trauma Centers (“Non-Trauma Centers”)

Compare trauma cases at Non-Trauma Centers to Trauma Centers

# METHODS

## SPARCS Inpatient Discharges in 2023

### Split hospitals into two groups

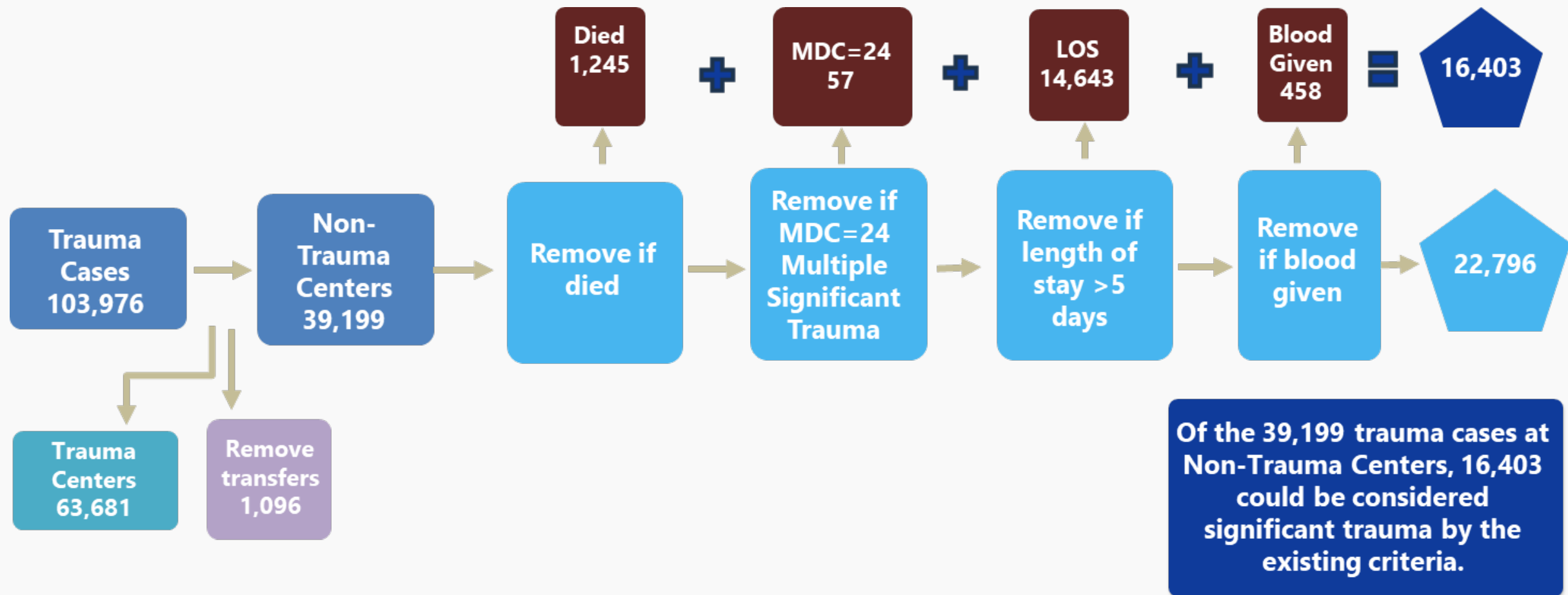
- Non-Trauma Centers
- Trauma Centers

### Limit to trauma cases using definition similar to Trauma Registry

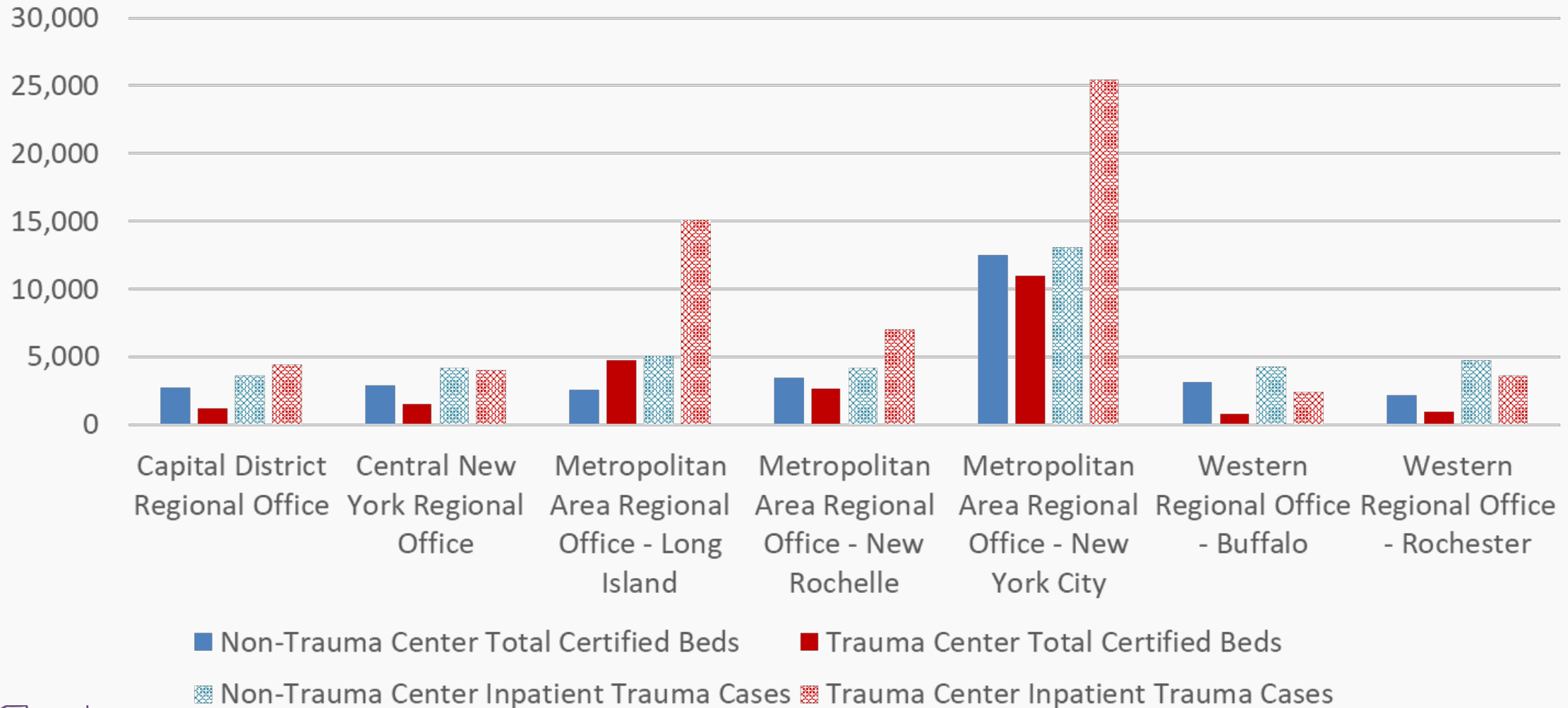
- ICD-10 code of:
  - S00-S99 with 7th character modifiers of A, B, or C only
  - T07, T14, T79.A1-T79.A9 with 7th character modifier of A only
  - Excluding S00, S10, S20, S30, S40, S50, S60, S70, S80 and S90
- Exclude if transferred to another hospital



# TRAUMA CASES IN NYS, 2023

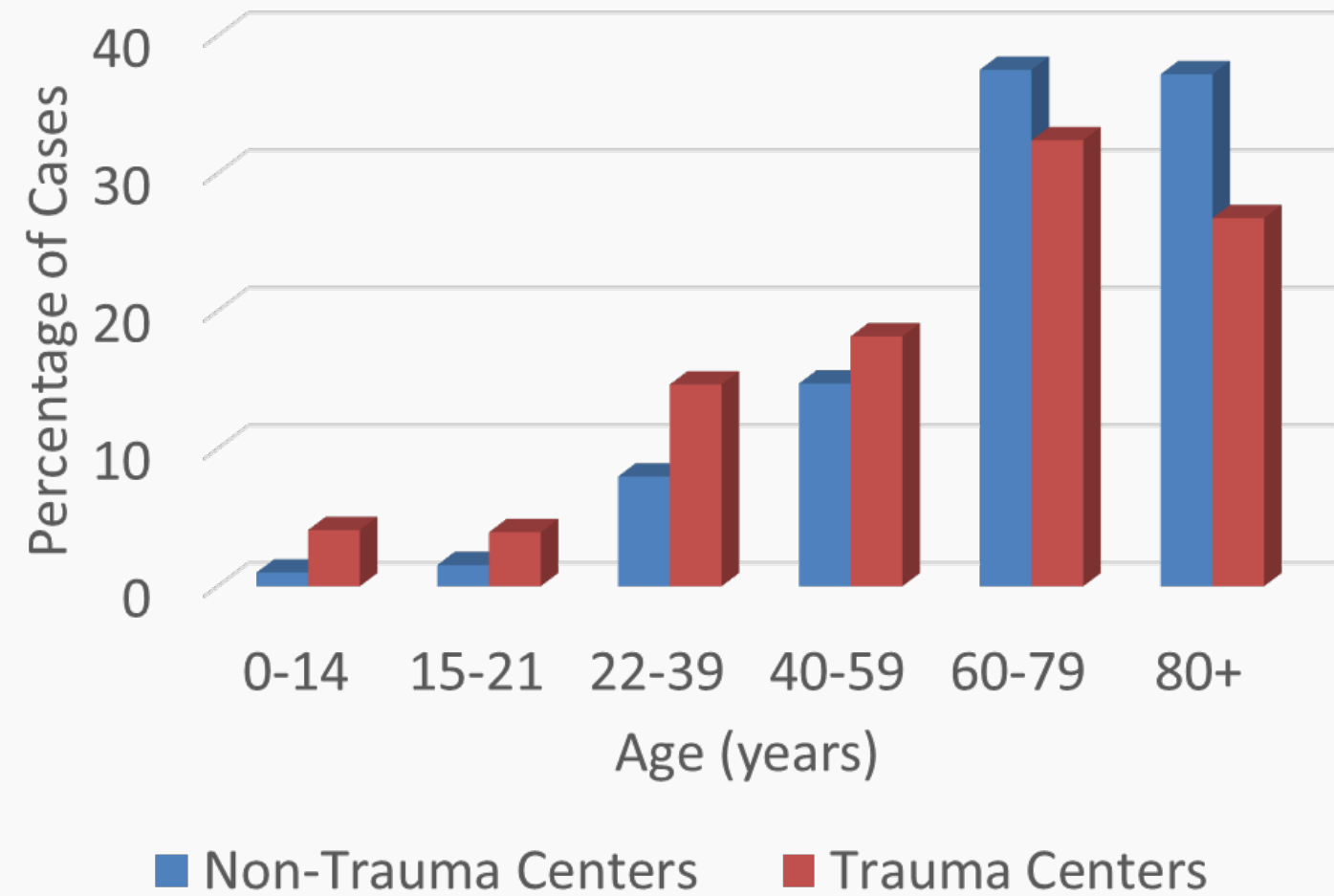


# IN WESTERN NY (CENTRAL, ROCHESTER, BUFFALO) NON-TRAUMA CENTERS TREAT MORE TRAUMA CASES THAN TRAUMA CENTERS



**Department  
of Health**

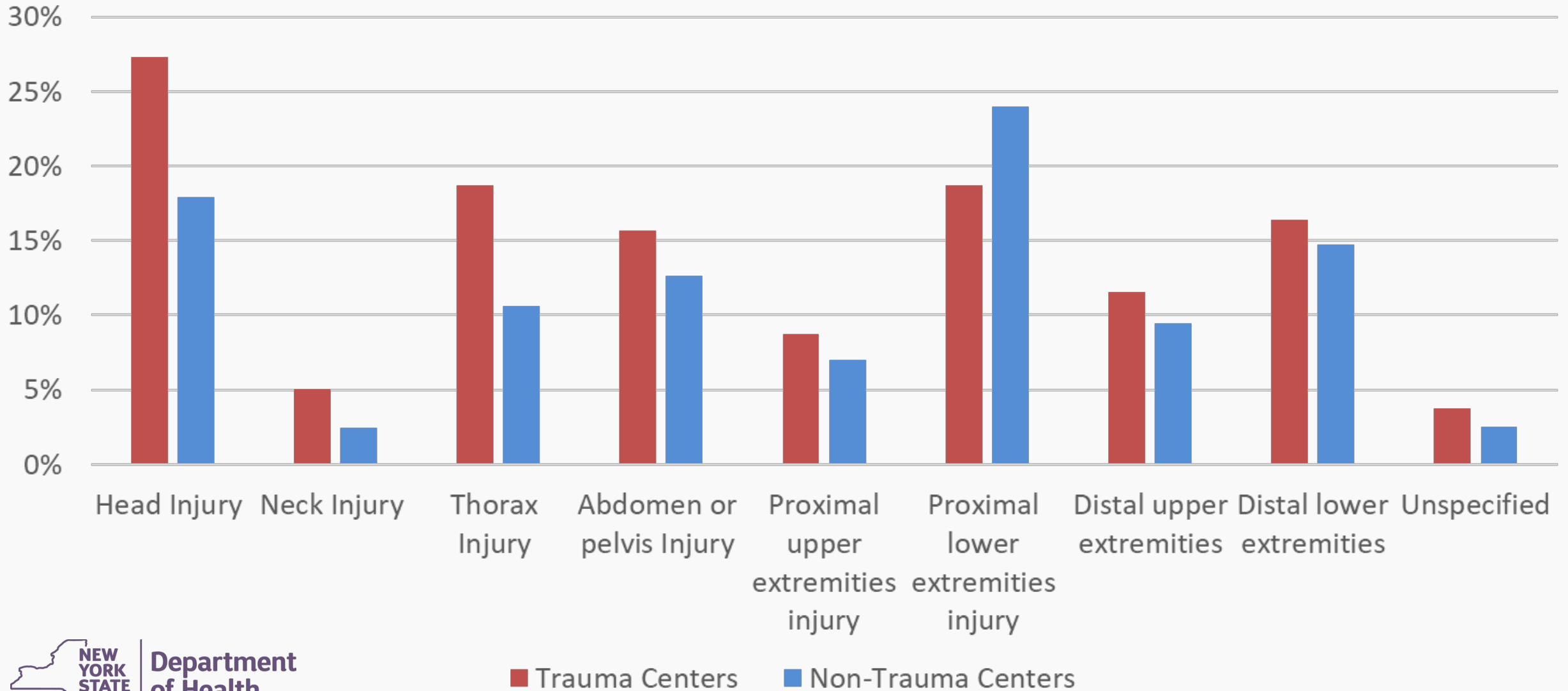
# NON-TRAUMA CENTERS TREAT OLDER PATIENTS



Non-Trauma Center	Trauma Center
Median Age = 74	Median Age = 66
Mean Age = 70	Mean Age = 61



# NON-TRAUMA CENTERS TREAT MORE PROXIMAL LOWER EXTREMITY INJURIES, WHILE TRAUMA CENTERS TREAT MORE HEAD INJURIES



Department  
of Health

■ Trauma Centers

■ Non-Trauma Centers

# INJURY TYPE DIFFERENCES EXIST BY REGION

## Trauma Centers

- Head injury was most common in all regions except Capital District and Western NY, where thorax injury was most common

## Non-Trauma Centers

- Proximal lower extremities injury was most common except in NYC and Long Island, where head injury was most common



# TRAUMA CENTERS TREAT MORE SEVERE INJURIES

Injury Severity Score Group	Percent of Discharges at Trauma Centers	Percent of Discharges at Non-Trauma Centers
1-8	51.7	80.7
9-15	24.8	13.6
16-24	11.1	2.6
25-34	7.9	0.9
35-75	1.8	0.1
Unknown	2.7	2.1



# PEDIATRIC CASES AT NON-TRAUMA CENTERS

Age 14 and under

391 discharges (less than 1%)

In 40 non-trauma centers

Average age 7.5 years (median=8 years)

Most frequent primary diagnosis code

- 15% Displaced simple supracondylar fracture without intercondylar fracture of left or right humerus, initial encounter for closed fracture
- 3% Liveborn infant with secondary diagnosis of laceration (e.g., scalp, thigh)



# SUMMARY

In regions with few trauma centers, trauma injuries were treated at non-trauma centers.

Non-trauma centers treated injuries with lower Injury Severity Score than trauma centers.

# QUESTIONS?



Department  
of Health



**Department  
of Health**