



Department  
of Health

# New York State Early Intervention General Services in 2019 vs. 2020

EICC Meeting  
March 23, 2021

1

2

## NYS Early Intervention General Service Data 2019 vs. 2020



Department  
of Health

2

3

## NYS Early Intervention General Service Data 2019 vs. 2020

Total General Service	1/1/2019-12/31/2019	1/1/2020-12/31/2020	% in 2020	% Reduction
Rendering Providers	14,982	13,751	92%	8%
Services	7,132,054	5,339,717	75%	25%
Children	59,346	52,477	88%	12%
Services/Child	120.2	101.8	85%	15%

New York State Early Intervention General Services by Service Type and Month (NYEIS data as of 20210308)

Service Date	Data	Total General Service	Special Instruction	Speech Language	Physical Therapy	Occupational Therapy	Group	Family Training	Social Work	Vision	Nutrition	Assistive Technology	Family Counseling	Audiology	Nursing	Family Support	Psychology
1/1/2019-12/31/2019	Rendering Providers	14,982	6,539	4,263	1,617	2,290	785	2,326	241	77	26	147	16	18	1	18	2
1/1/2019-12/31/2019	Services	7,132,054	2,848,619	1,971,717	887,008	813,134	536,039	40,397	14,770	11,301	4,799	2,575	880	560	16	236	3
1/1/2019-12/31/2019	Children	59,346	33,817	45,525	21,585	21,883	6,912	3,172	1,462	343	507	679	60	145	*	27	*
1/1/2019-12/31/2019	Services/Child	120.2	84.2	43.3	41.1	37.2	77.6	12.7	10.1	32.9	9.5	3.8	14.7	3.9	*	8.7	*
1/1/2020-12/31/2020	Rendering Providers	13,751	6,007	3,967	1,532	2,191	502	1,754	220	68	25	105	16	19	0	14	2
1/1/2020-12/31/2020	Services	5,339,717	2,403,714	1,515,917	649,969	583,510	131,566	29,420	10,591	8,915	3,524	1,480	524	373	0	201	13
1/1/2020-12/31/2020	Children	52,477	30,095	40,811	18,625	19,577	4,163	2,380	1,095	304	430	542	52	121	0	15	*
1/1/2020-12/31/2020	Services/Child	101.8	79.9	37.1	34.9	29.8	31.6	12.4	9.7	29.3	8.2	2.7	10.1	3.1	N/A	13.4	*



3

4

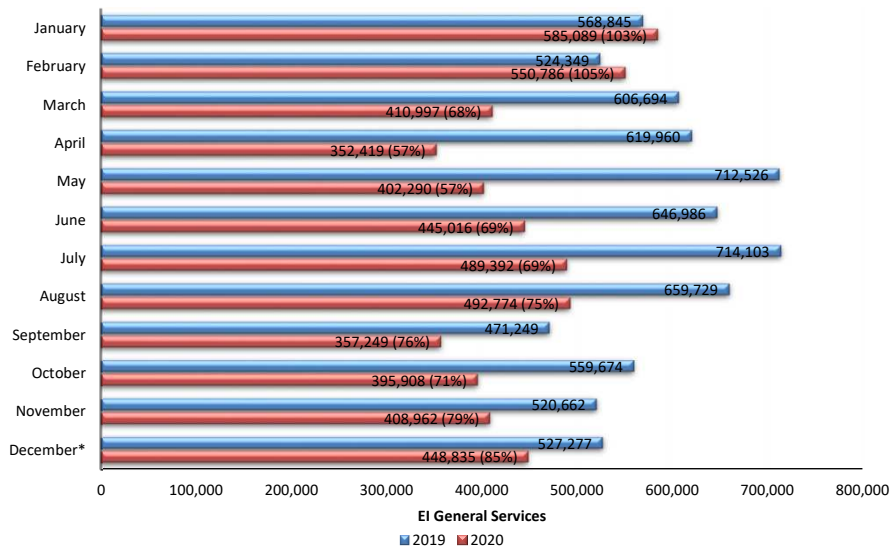
## NYS Early Intervention General Service Monthly Trend



4

5

**NYS EI General Services Rendered by Month in 2019 vs. 2020**  
(NYEIS data as of 3/8/2021)



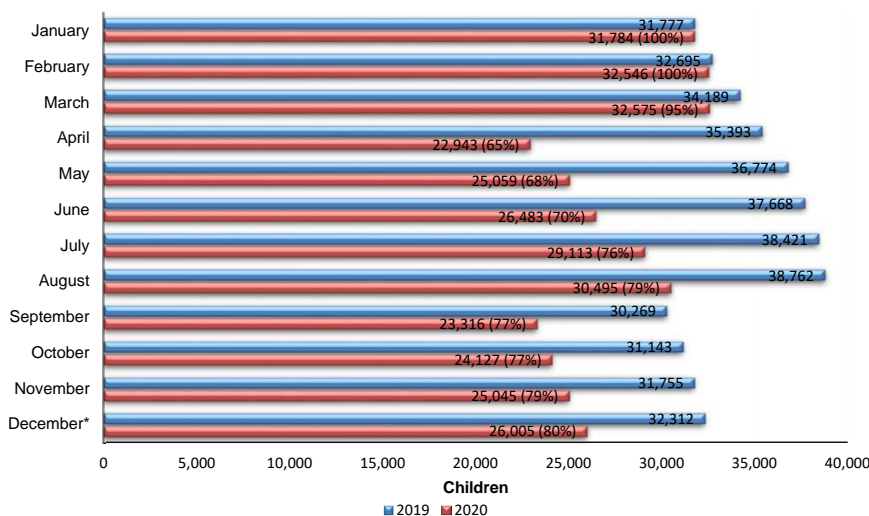
Early Intervention (EI) general services include Special Instruction, Speech Language Pathology, Physical Therapy (PT), Occupational Therapy (OT), Group, Family Training, Social Work, Vision, Nutrition, Assistive Technology, Family Counseling, Audiology, Nursing, Psychology and Family Support. Services are reported by provider claims approved in the New York Early Intervention System (NYEIS). Therefore, services provided in December 2020 are not completely reported as of 3/8/2021 due to claiming lag of 90 days. The percentages are calculated from the 2020 count divided by the 2019 count.



5

6

**NYS Children Who Received EI General Services by Month in 2019 vs. 2020**  
(NYEIS data as of 3/8/2021)

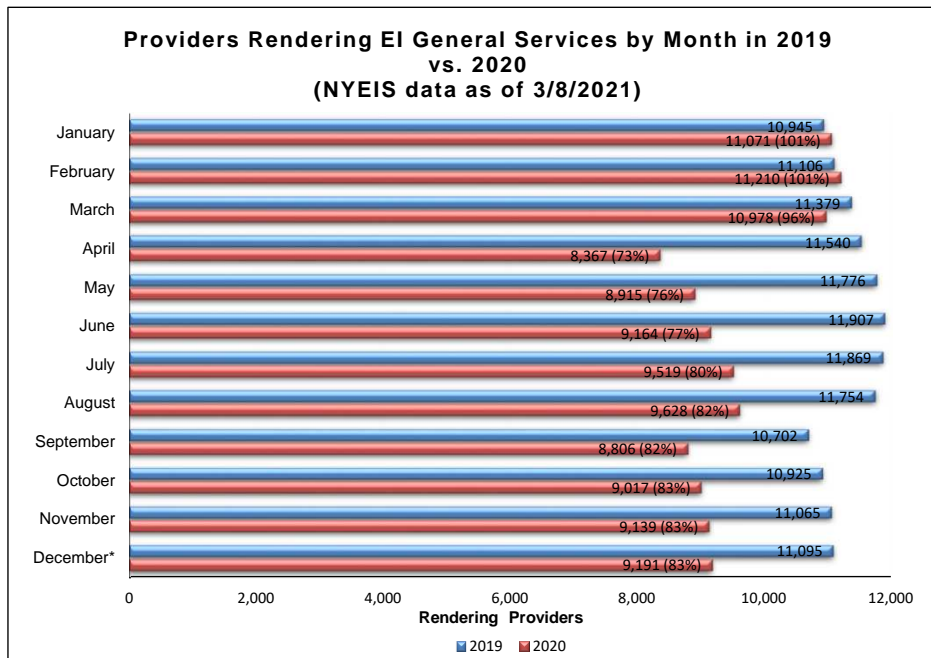


Early Intervention (EI) general services include Special Instruction, Speech Language Pathology, Physical Therapy (PT), Occupational Therapy (OT), Group, Family Training, Social Work, Vision, Nutrition, Assistive Technology, Family Counseling, Audiology, Nursing, Psychology and Family Support. Services are reported by provider claims approved in the New York Early Intervention System (NYEIS). Therefore, services provided in December 2020 are not completely reported as of 3/8/2021 due to claiming lag of 90 days. The percentages are calculated from the 2020 count divided by the 2019 count.



6

7

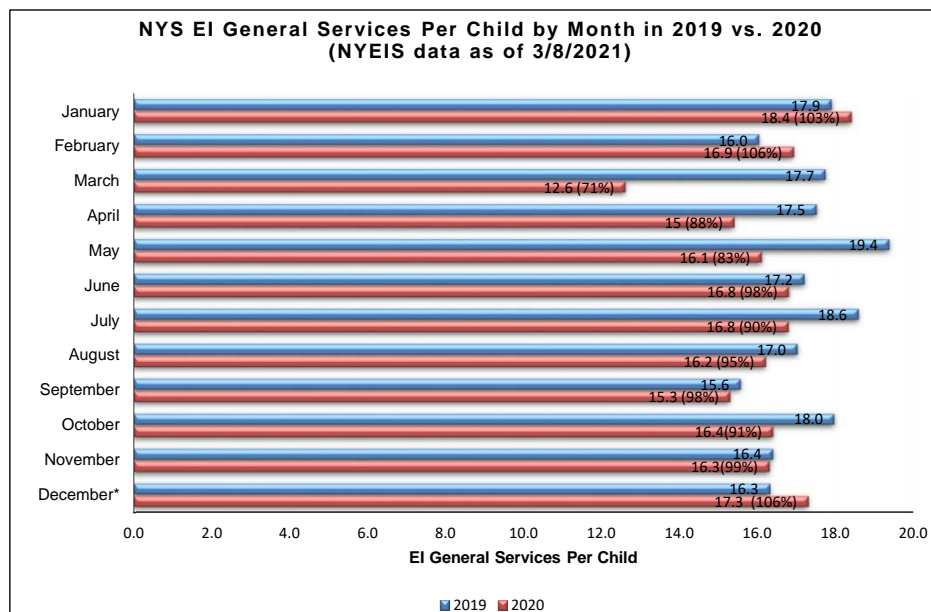


Early Intervention (EI) general services include Special Instruction, Speech Language Pathology, Physical Therapy (PT), Occupational Therapy (OT), Group, Family Training, Social Work, Vision, Nutrition, Assistive Technology, Family Counseling, Audiology, Nursing, Psychology and Family Support. Services are reported by provider claims approved in the New York Early Intervention System (NYEIS). Therefore, services provided in December 2020 are not completely reported as of 3/8/2021 due to claiming lag of 90 days. The percentages are calculated from the 2020 count divided by the 2019 count.



7

8

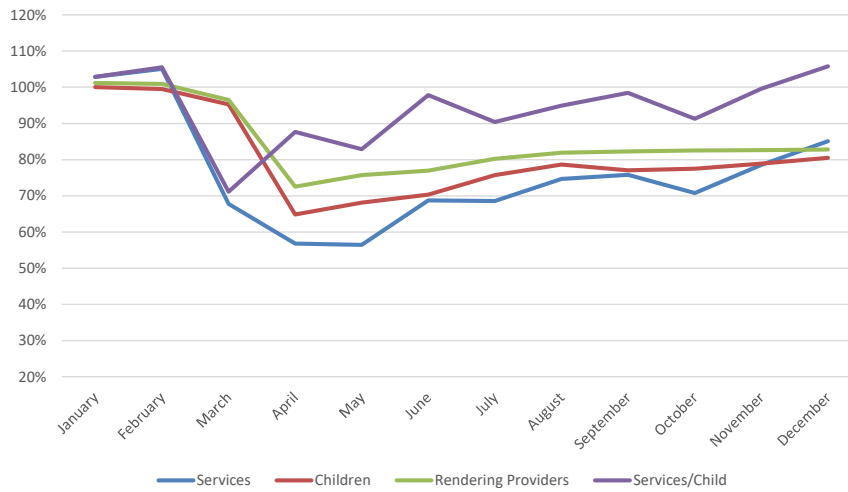


Early Intervention (EI) general services include Special Instruction, Speech Language Pathology, Physical Therapy (PT), Occupational Therapy (OT), Group, Family Training, Social Work, Vision, Nutrition, Assistive Technology, Family Counseling, Audiology, Nursing, Psychology and Family Support. Services are reported by provider claims approved in the New York Early Intervention System (NYEIS). Therefore, services provided in December 2020 are not completely reported as of 3/8/2021 due to claiming lag of 90 days. The percentages are calculated from the 2020 ratio divided by the 2019 ratio.



8

2020's Services, Children, Providers, and Services/Child as a % of 2019  
(NYEIS Data as of 3/8/2021)



Early Intervention (EI) general services include Special Instruction, Speech Language Pathology, Physical Therapy (PT), Occupational Therapy (OT), Group, Family Training, Social Work, Vision, Nutrition, Assistive Technology, Family Counseling, Audiology, Nursing, Psychology and Family Support. Services are reported by provider claims approved in the New York Early Intervention System (NYEIS). Therefore, services provided in December 2020 are not completely reported as of 3/8/2021 due to claiming lag of 90 days. The percentages are calculated from the 2020 count or ratio divided by the 2019 count or ratio as applicable.

