



Learn the Signs, Act Early in New York State

Melissa Passarelli, MA
Director of Programs, Docs for Tots
New York State Act Early Ambassador

Acknowledgment

The Act Early Ambassador project is a collaborative effort of the Centers for Disease Control and Prevention (CDC), Health Resources and Services Administration (HRSA) and Association of University Centers on Disabilities (AUCD) to advance CDC's "Learn the Signs. Act Early." program to improve early identification of developmental disabilities. The project is funded by CDC and HRSA.

www.cdc.gov/ActEarly



1

Agenda

- What is the "Learn the Signs, Act Early" Campaign?
 - Campaign overview
 - Website tour
 - Materials highlights
 - Trainings and other information for professionals
- LTSAE and EI
- What is the role of an Act Early Ambassador?
- Learn the Signs, Act Early in New York State
- Q & A



2



What is the “Learn the Signs, Act Early” Campaign?



3

Learn the Signs, Act Early Campaign

- Research-based early childhood public health campaign from the Centers for Disease Control (CDC)
- Aims to improve early identification of children with developmental delays and disabilities by promoting developmental monitoring so children and families can get the services and support they need as early as possible
- Offers free tools to help parents and professionals track developmental milestones
- LTSAE for short!



4

Simply put....

Helping parents and other care providers
 learn the signs of typical development and
 act early on concerns.



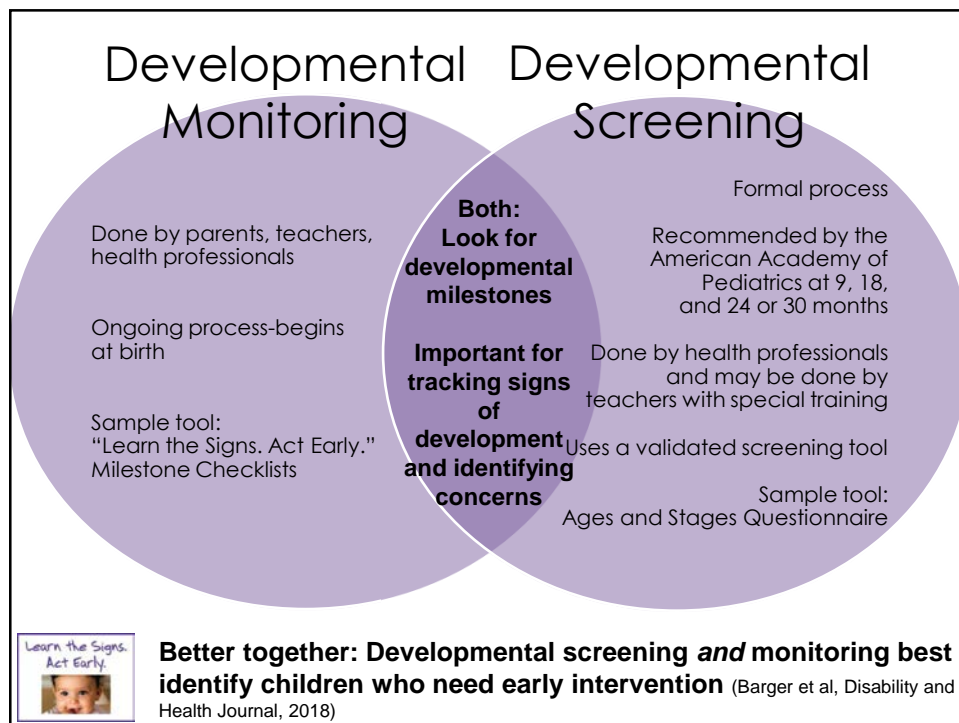
Signs of typical development = Milestones

Act Early =

Talk with the doctor, ask for screening
 Get referral to specialist and connect with early
 intervention.



5



6

cdc.gov/actearly

- Audiences
 - Parents
 - Health Care Providers
 - Early Childhood Educators
 - WIC Providers
 - Home Visitors
- Materials ordering
- Professional trainings
- Research



7


LTSAE Materials

- All are available in English and Spanish to download
- Materials can be ordered for free in limited quantities based on what is available in the warehouse
- Materials can be adapted, translated, and customized to help health professionals, early care and education providers, and other service providers work with parents to track the development of the children they serve



8

Milestone Moments Booklet




Learn the Signs. Act Early.

www.cdc.gov/ActEarly

9

Milestone Moments Booklet

- Includes:
 - Complete milestone checklists (2mo – 5yrs)
 - Activities to try at home
 - Space to write down questions
- Intended for parent use throughout a child's early years
- Helps parents prepare for well-child visits; gives you a parent-friendly reference



Learn the Signs. Act Early.

www.cdc.gov/ActEarly

10

Milestones Brochure

Select milestones at a glance for ages 6 months to 4 years



Learn the Signs. Act Early.

www.cdc.gov/ActEarly

11

11

Milestone Checklists



- Complete checklists address
 - Four domains of development
 - Developmental “red flags”
- How to use
 - Distribute to families at every well-child visit
- Can be printed with Spanish translation on reverse

Learn the Signs. Act Early.

www.cdc.gov/ActEarly

12

12

Children's Books

- 3 different ages: 1YO, 2YO, 3YO
- In English and Spanish
- Include tips for caregivers on developmental milestones

Learn the Signs. Act Early.

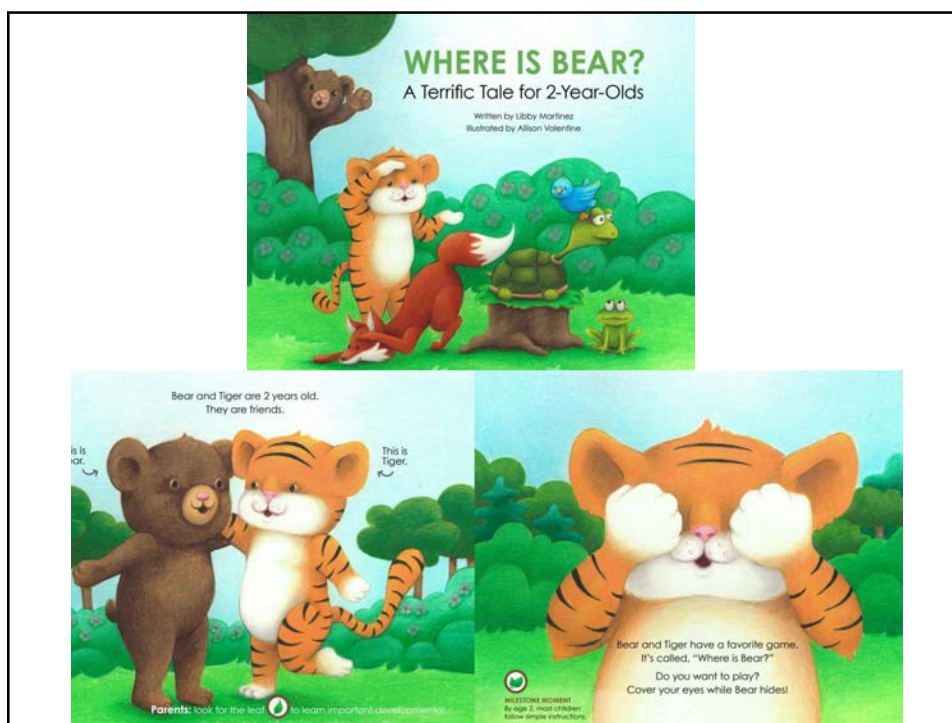
www.cdc.gov/ActEarly

13

13



14



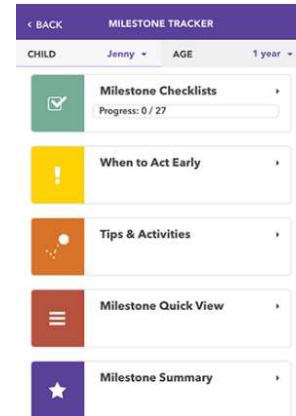
15



16

Milestone Tracker App

- Available in English and Spanish for iOS and Android
- Can add multiple children
- Milestones tracker including photos and videos to help understand
- Tips and Activities
- Track appointments



Learn the Signs. Act Early.

www.cdc.gov/ActEarly

17

17

Professional Development: ECE Providers

- ECE Providers: *Watch Me!* Training
 - Hour-long online course
 - Available in English and Spanish
 - 4 modules
 - Continuing Education credit available
- Physicians: Free online courses for CEUs, MOC
 - MOC (Part 2) Approved
 - Identifying
 - Diagnosing
 - Managing
 - In-Class Curriculum
 - Teaching Guide
 - Video Library



18

LTSAE and Early Intervention

- Working with partners to utilize these resources as part of developmental monitoring
 - Engaging both parents and other professionals in developmental promotion and monitoring
 - Customize materials to have local EI referral information
- Child Find: utilize things like Milestones booklets to educate parents on milestones to expect as children age, activities that promote development, and what to do when there's a concern



19



What is the role of the Act Early Ambassador?



20

Act Early Ambassadors

- CDC's Act Early Ambassadors comprise a network of professionals working with the support of federal partners to improve the early identification of developmental disabilities in their states
- The "Act Early Network" is a joint effort of the CDC, Health Resources and Services Administration (HRSA), and the Association of University Centers on Disabilities (AUCD)
- Ambassadors are selected via application process, and serve for 2 years



21

So what's their role?

- Create and implement work plans to utilize/integrate LTSAE materials in different state and local systems (like WIC, EI, healthcare, Head Start, child care, home visiting, etc.)
 - Outreach: presentations, trainings, etc.
 - Develop relationships with partners to integrate LTSAE
- Assistance in utilizing and integrating LTSAE resources
- Help with obtaining materials, such as in different languages
- Part of national network: can learn from what others have done, find solutions to problems, etc.



22

NYS Act Early Ambassadors



Melissa Passarelli, MA

- Director of Programs at Docs for Tots
- Coordinator of Help Me Grow – Long Island
- melissa@docsfortots.org



Romina Barros, MD, FAAP

- Developmental-Behavioral Pediatrician and Medical Director Trauma Services-GABI, Montefiore Medical Center
- rbarros@montefiore.org



23

Using LTSAE: Raising Awareness

- **Inform individuals**
 - Familiarize yourself with the LTSAE website, materials, and app, and share with families
 - Invite an Act Early ambassador to present for your organization or at an event
 - Mention LTSAE materials during presentations
- **Include in Informational Spaces**
 - Link to cdc.gov/actearly on your website or newsletters
 - Have LTSAE materials available in your waiting room or incorporate in materials distribution



24

Change Practice

- **Build Relationships and Change Routines**
 - Mention LTSAE materials and resources at partner meetings
 - Connect the Act Early Ambassador to partners that can utilize the LTSAE campaign
 - Embed child developmental monitoring practices into staff manuals and workflows
- **Change Culture and Structures**
 - Include engaging families in developmental monitoring as part of your scope of work
 - Make training around developmental promotion and monitoring part of your organization's professional development
 - Build developmental promotion and monitoring into your organization's professional competencies



25



LTSAE in NYS



26

NYActs

- To bolster the 4 steps of early identification of developmental delays and disabilities, including the first step of parent-engaged developmental monitoring and advance the promotion and distribution of existing, relevant tools, materials, and program to improve resiliency among families with young children during COVID-19 response and mitigation efforts.
- The project is being implemented in US states and territories. Funding from the CDC and overseen by AUCD



27

New York Act Early Team (NYActs)

- Learning Collaborative led by Ambassadors Melissa Passarelli and Dr. Romina Barros
- Evaluation support from the Schuyler Center for Advocacy and Analysis
- Overall vision: With support from the NY Ambassadors, each participating agency will create and implement a workplan to integrate LTSAE, Bright By Text, or other identified developmental/resilience promotion resources into **existing activities** in a sustainable way



28

Act Today!

- Tell your colleagues and families about LTSAE!
- Connect with your Act Early Ambassador: For help with utilizing LTSAE resources, contact Melissa@docsfortots.org
- View, print, or order FREE “Learn the Signs. Act Early.” resources at www.cdc.gov/ActEarly
- If you'd like to customize these materials for your practice and print them locally, contact ActEarly@cdc.gov



29



Q & A



30