

# Motor Vehicle Traffic Injuries Otsego County Residents 2012-2014



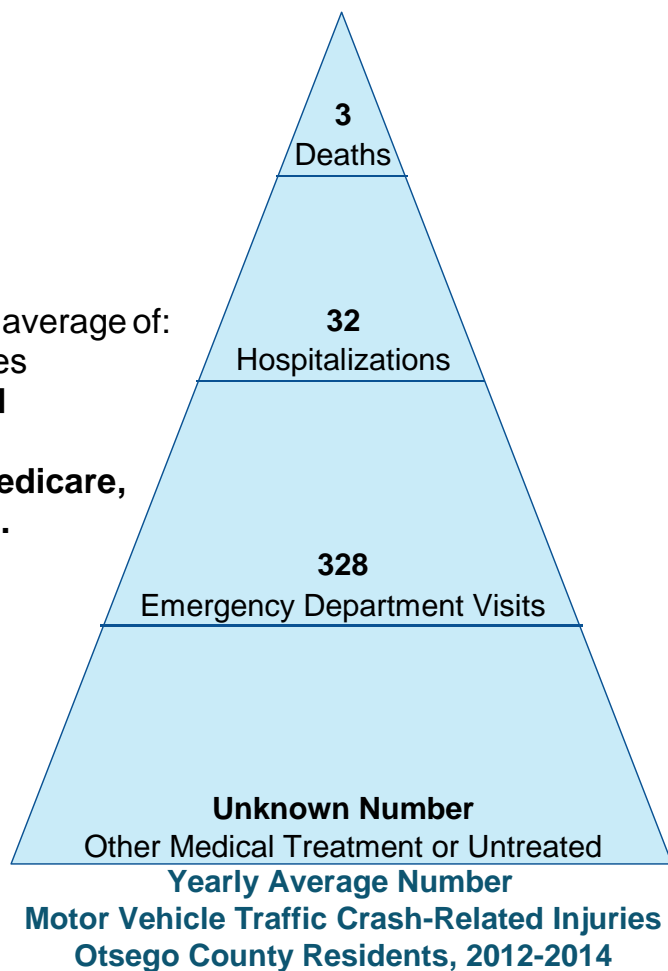
## The Concern

Motor Vehicle Traffic Injuries are the 4th leading cause of injury related death in Otsego County. Traffic crash-related injuries are the 4th leading cause of injury related hospitalization and a leading cause of injury related emergency department (ED) visits in Otsego County.

Traffic crash-related injuries are not accidents! They are not random, uncontrollable acts of fate, but occur in predictable patterns, with recognizable risk factors and among identifiable populations. A traffic crash-related injury is a predictable and preventable event!

## Magnitude of the Crash Problem

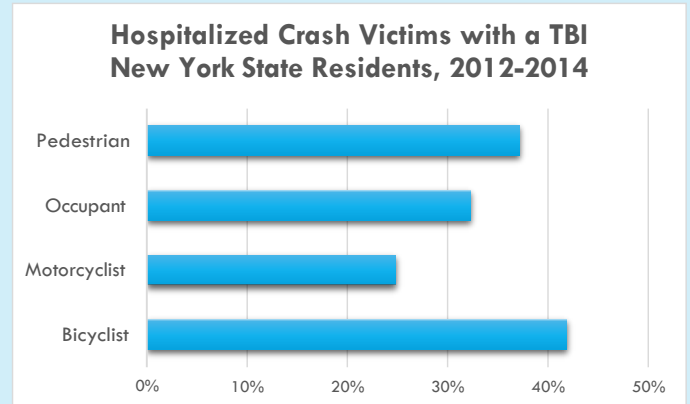
- Every two **months**, because of a traffic crash, an average of:
  - 1 Otsego County resident(s) died
  - 5 Otsego County residents were hospitalized
  - 55 Otsego County residents were treated in an ED
- Annually, traffic crashes resulted in an average of:
  - \$1.3 Million in hospitalization charges
    - **Approximately \$119.4 Thousand was charged to publicly funded programs, such as Medicaid, Medicare, VA health care, and corrections.**
  - \$888.5 Thousand in ED charges
- 10% of hospitalized crash victims were released to another hospital, rehabilitation center or long-term care facility, **incurring additional costs.**





**Traumatic Brain Injuries (TBIs)** can result from traffic crashes and may result in the loss of independent function, requiring long-term care, and increased in life-long expenses.

- Among Otsego County Residents that were hospitalized following a traffic crash **14% were diagnosed with a TBI.**
- Bicyclists and motorcyclists who wear helmets reduce their risk of a TBI!
- The risk of TBI can be reduced by wearing your seat belt!

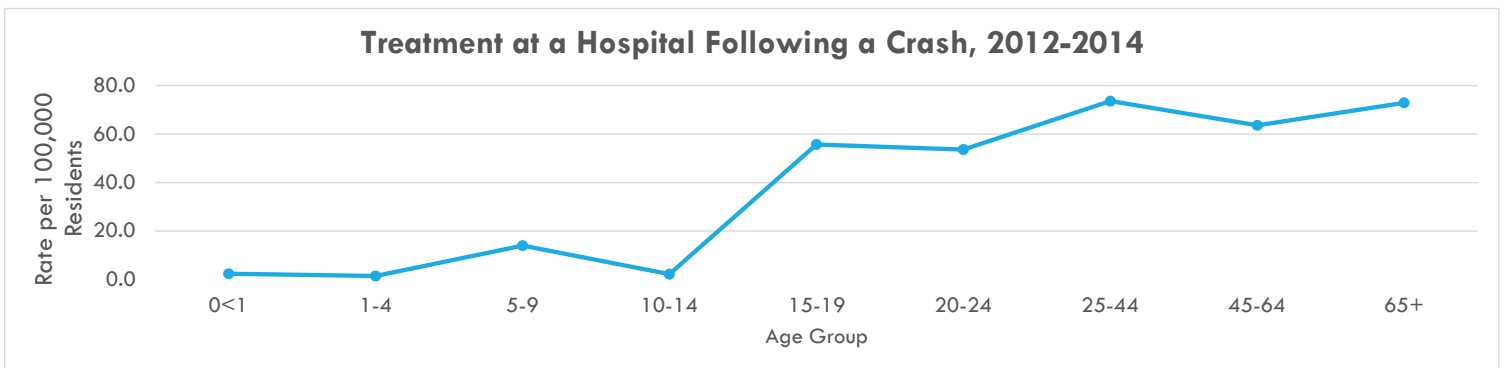


### Who is at Risk for Crash-Related Injuries?

- Although most crash victims in Otsego County were vehicle occupants, **a higher percentage of bicyclists and motorcyclists were injured severely** enough to require hospitalization.

### In Otsego County:

- Although females have a higher rate of outpatient ED visits, males are more likely to have been hospitalized from a traffic crash.
- Traffic-related crash injuries occur in all age groups.



*Otsego County residents aged 25-44 had the highest rate of injuries treated in a hospital following a crash.*

**For more detailed information on motor vehicle traffic crashes in New York State:**

Please see the detailed county tables provided at [https://www.health.ny.gov/statistics/prevention/injury\\_prevention/traffic/](https://www.health.ny.gov/statistics/prevention/injury_prevention/traffic/)  
Or visit the Governors Traffic Safety Committee website at [www.safeny.ny.gov](http://www.safeny.ny.gov)

For additional questions or customized data requests, you may also contact the NYS Department of Health, Bureau of Occupational Health and injury prevention at (518) 402-7900, [injury@health.ny.gov](mailto:injury@health.ny.gov)

***Motor vehicle crash injuries are a leading cause of injury related deaths for Otsego County residents – and they can be prevented!***