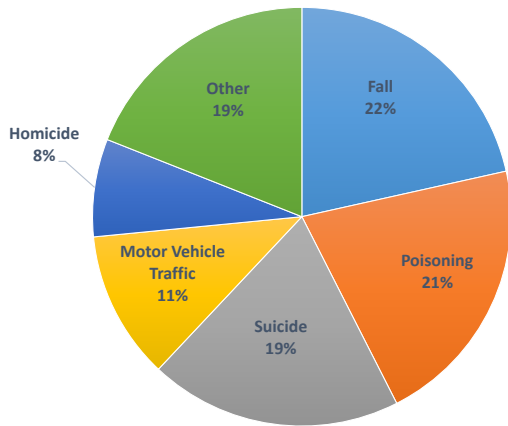
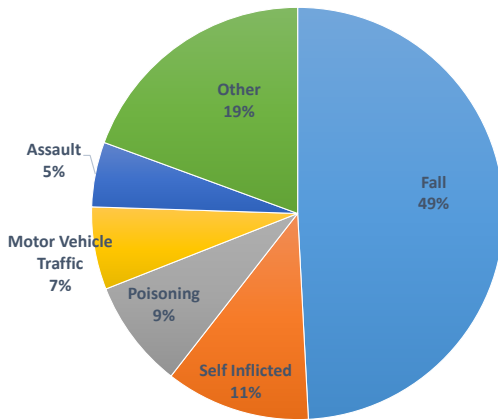


Leading Causes of All Injury Deaths, Hospitalizations, and Emergency Department (ED)[†] Visits Onondaga County Residents, 2012-2014



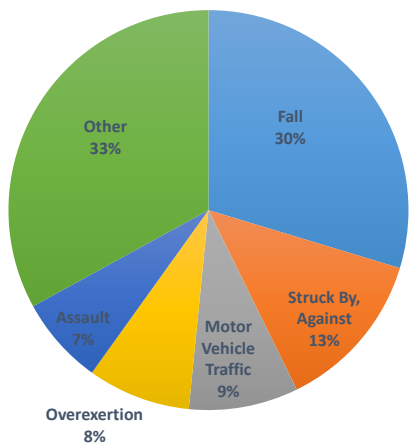
Deaths

- Motor Vehicle Traffic Injuries are a leading cause of injury related death in Onondaga County.
- Annually, 30 Onondaga County Residents die due to traffic related injuries.
 - 16 Occupants
 - 6 Pedestrians
 - 4 Motorcyclists
 - 3 Unspecified Persons
 - 2 Bicyclists



Hospitalizations

- Motor Vehicle Traffic Injuries are a leading cause of injury related hospitalizations in Onondaga County.
- Annually, 122 Onondaga County Residents are hospitalized due to traffic related injuries.
 - 122 Occupants
 - 38 Motorcyclists
 - 34 Pedestrians
 - 9 Bicyclists
 - 7 Unspecified Persons



Emergency Department (ED)[†] Visits

- Motor Vehicle Traffic Injuries are the third leading cause of injury related emergency department visits in Onondaga County.
- Annually, 2,248 Onondaga County Residents are treated and released from an emergency department due to traffic related injuries.
 - 1,797 Occupants
 - 150 Pedestrians
 - 109 Unspecified Persons
 - 101 Motorcyclists
 - 72 Bicyclists

[†] The incidence of ED visits does not include patients that were subsequently admitted into the hospital
 *Data based on frequencies less than six not reported