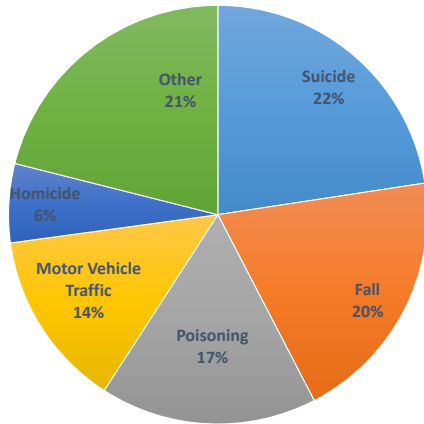
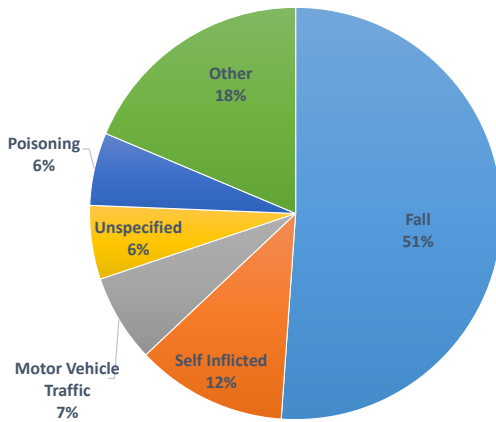


Leading Causes of All Injury Deaths, Hospitalizations, and Emergency Department (ED)[†] Visits Oneida County Residents, 2012-2014



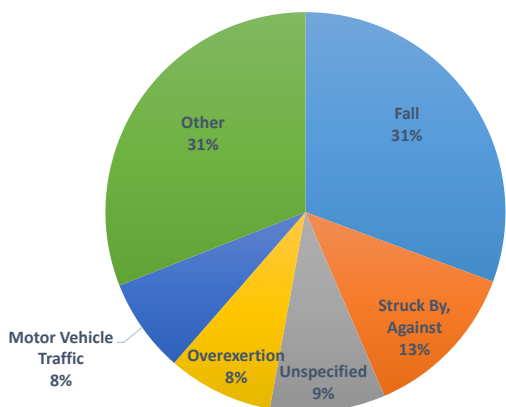
Deaths

- Motor Vehicle Traffic Injuries are a leading cause of injury related death in Oneida County.
- Annually, 18 Oneida County Residents die due to traffic related injuries.
 - 9 Occupants
 - 4 Pedestrians
 - 3 Motorcyclists
 - * Unspecified Persons
 - * Bicyclists



Hospitalizations

- Motor Vehicle Traffic Injuries are the third leading cause of injury related hospitalizations in Oneida County.
- Annually, 158 Oneida County Residents are hospitalized due to traffic related injuries.
 - 108 Occupants
 - 25 Motorcyclists
 - 14 Pedestrians
 - 6 Bicyclists
 - 4 Unspecified Persons



Emergency Department (ED)[†] Visits

- Motor Vehicle Traffic Injuries are a leading cause of injury related emergency department visits in Oneida County.
- Annually, 1,576 Oneida County Residents are treated and released from an emergency department due to traffic related injuries.
 - 1,307 Occupants
 - 87 Unspecified Persons
 - 81 Pedestrians
 - 62 Motorcyclists
 - 34 Bicyclists

[†] The incidence of ED visits does not include patients that were subsequently admitted into the hospital
 *Data based on frequencies less than six not reported