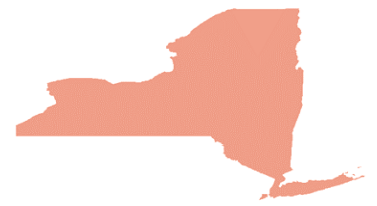


Motor Vehicle Traffic Injuries Niagara County Roadways 2014



The Concern

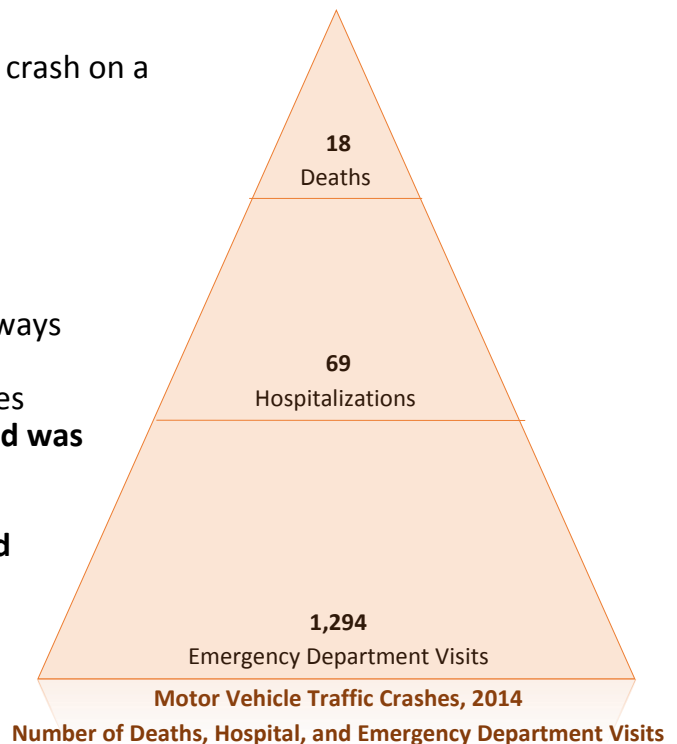
Motor Vehicle Traffic Injuries are a serious public health problem in Niagara County.

They are the third leading cause of injury related deaths. Crashes are not only a significant cause of death, pain and suffering, but also an economic burden to Niagara County. In 2014, the crashes on Niagara County's roadways resulted in \$7.4 million in hospitalization and emergency department (ED) charges.

These crashes are not accidents! They are not random, uncontrollable acts of fate, but occur in predictable patterns, with recognizable risk factors and among identifiable populations. A crash-related injury is a predictable and preventable event!

Magnitude of the Crash Problem

- Every month, because of a traffic-related crash on a Niagara County road, an average of:
 - 3 people died
 - 12 people were hospitalized
 - 216 people were treated in an ED
- In 2014, crashes on Niagara County roadways resulted in:
 - \$4.8 million in hospitalization charges
 - **Approximately \$645.6 thousand was charged to publicly funded programs, such as Medicaid, Medicare, VA health care, and corrections.**
 - \$2.6 million in ED charges



Traumatic Brain Injuries (TBIs) can result from traffic related crashes and may result in the loss of independent function, requiring long-term care and increased lifelong expenses.

Crashes on Niagara County roadways in 2014:

- ⇒ Unrestrained vehicle occupants were two times more likely to sustain a TBI than vehicle occupants that buckled-up!
- ⇒ Alcohol and Traffic Control Disregarded related crashes were associated with the highest risk of a TBI.

Risky Driving Behaviors Help to Identify Crash Patterns and Associated Risks

Vehicle occupants that did NOT USE SEAT BELTS or CHILD SAFETY SEATS were:

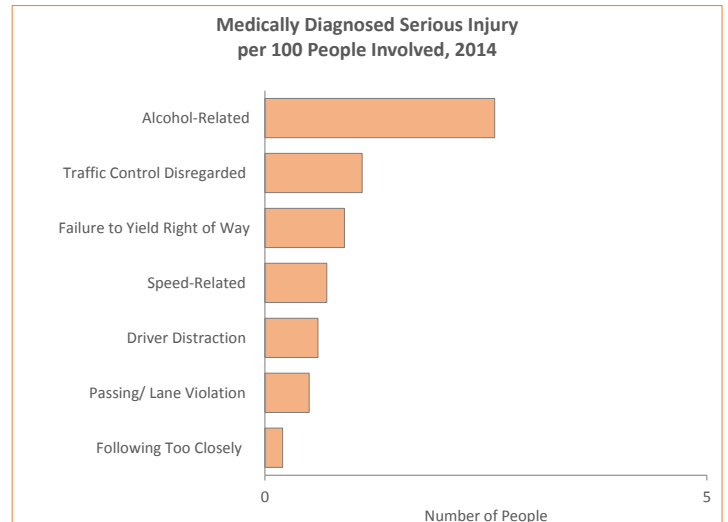
- ⇒ Two times more likely to require hospitalization.
- ⇒ Two times more likely to be diagnosed with a TBI.

People involved in alcohol and traffic control disregarded related crashes:

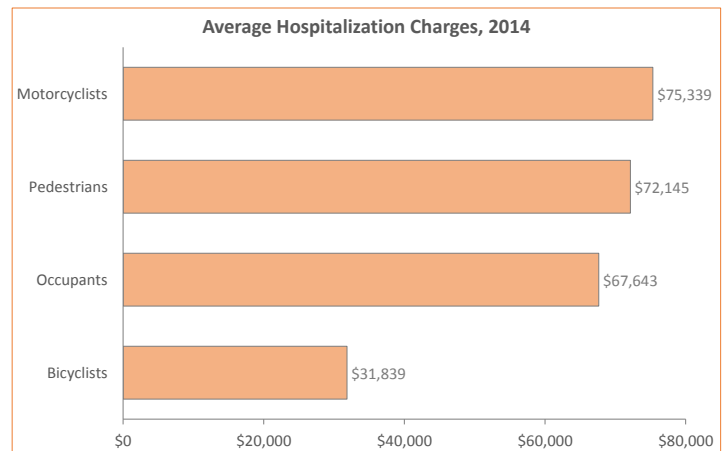
- ⇒ Were more likely to have medically diagnosed serious injuries
 - Resulting in some of the highest hospitalization charges among those injured in a motor vehicle crash

In 2014, crashes on Niagara County roadways resulted in \$7.4 million in hospital and ED charges for treatment of injuries

- ⇒ Average hospital charge = \$68,928
- ⇒ Average ED charge = \$2,043
- ⇒ Highest average hospital charges were for:
 - Motorcyclists
 - Pedestrians
- ⇒ Highest total hospital and ED charges were for:
 - Driver Distraction
 - Failure to Yield Right of Way
 - Alcohol-Related



In Niagara County 3 of every 100 people involved in an alcohol-related crash are seriously injured



For more detailed information on motor vehicle traffic crashes in New York State:

Please see the detailed county tables provided at:
https://www.health.ny.gov/statistics/prevention/injury_prevention/traffic/

Or visit the Governors Traffic Safety Committee website at: www.safenyny.gov

For additional questions or customized data requests you may also contact the NYS Department of Health, Bureau of Occupational Health and Injury Prevention at (518) 402-7900, injury@health.ny.gov.

Reducing risky behaviors on the road can save lives and prevent injuries – making Niagara County a safer place to drive!

Source: NYSDOH, Bureau of Occupational Health and Injury Prevention
Crash Outcome Data Evaluation System, 2016

CODES is a database that matches individual records from the NYS Department of Motor Vehicles Accident Information System to the NYS Department of Health emergency medical services (Pre-Hospital Care Reports) and Hospital Discharge databases.