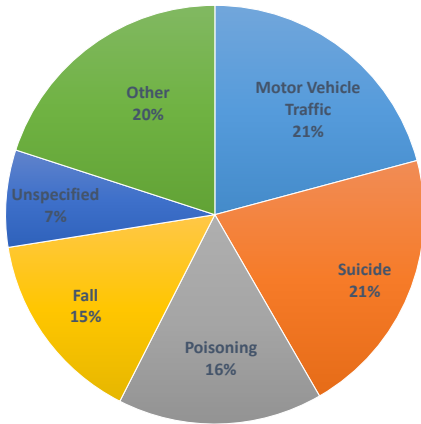
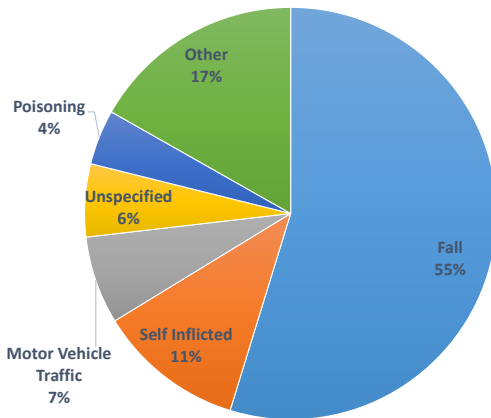


Leading Causes of All Injury Deaths, Hospitalizations, and Emergency Department (ED)[†] Visits Cayuga County Residents, 2012-2014



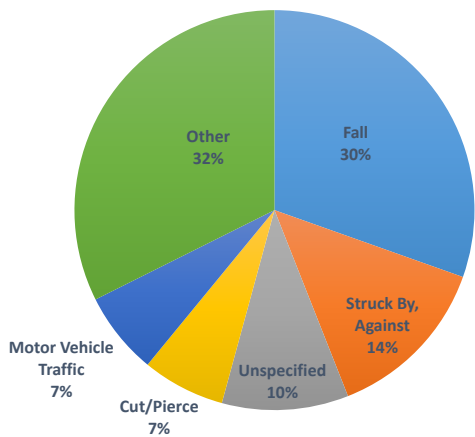
Deaths

- Motor Vehicle Traffic Injuries are the leading cause of injury related death in Cayuga County.
- Annually, 8 Cayuga County Residents die due to traffic related injuries.
 - 6 Occupants
 - * Pedestrians
 - * Unspecified Persons
 - * Motorcyclists
 - 0 Bicyclists



Hospitalizations

- Motor Vehicle Traffic Injuries are the third leading cause of injury related hospitalizations in Cayuga County.
- Annually, 51 Cayuga County Residents are hospitalized due to traffic related injuries.
 - 36 Occupants
 - 7 Motorcyclists
 - 5 Pedestrians
 - 2 Unspecified Persons
 - * Bicyclists



Emergency Department (ED)[†] Visits

- Motor Vehicle Traffic Injuries are a leading cause of injury related emergency department visits in Cayuga County.
- Annually, 394 Cayuga County Residents are treated and released from an emergency department due to traffic related injuries.
 - 322 Occupants
 - 22 Unspecified Persons
 - 23 Motorcyclists
 - 16 Pedestrians
 - 10 Bicyclists

[†] The incidence of ED visits does not include patients that were subsequently admitted into the hospital
 *Data based on frequencies less than six not reported