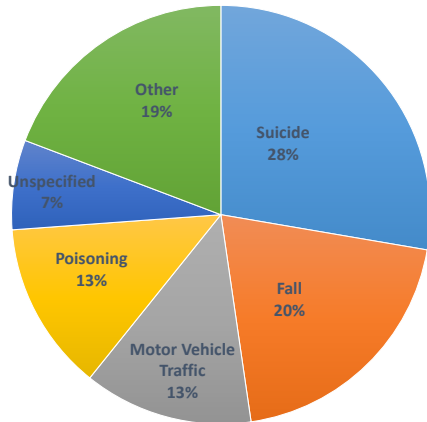
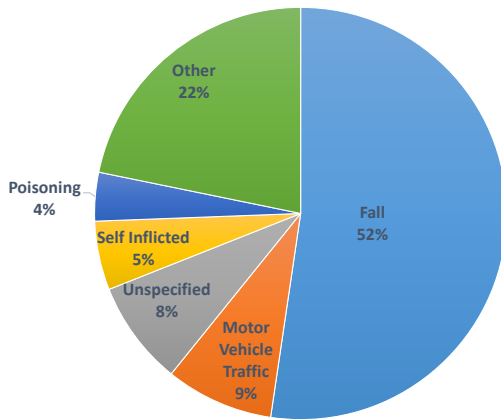


Leading Causes of All Injury Deaths, Hospitalizations, and Emergency Department (ED)[†] Visits Cattaraugus County Residents, 2012-2014



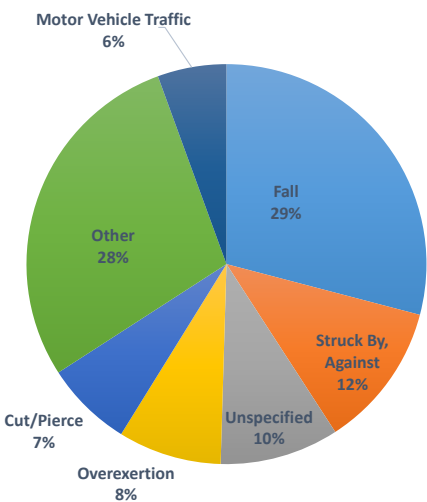
Deaths

- Motor Vehicle Traffic Injuries are the third leading cause of injury related death in Cattaraugus County.
- Annually, 6 Cattaraugus County Residents die due to traffic related injuries.
 - * Occupants
 - * Pedestrians
 - * Unspecified Persons
 - * Motorcyclists
 - 0 Bicyclists



Hospitalizations

- Motor Vehicle Traffic Injuries are the second leading cause of injury related hospitalizations in Cattaraugus County.
- Annually, 50 Cattaraugus County Residents are hospitalized due to traffic related injuries.
 - 30 Occupants
 - 9 Motorcyclists
 - 6 Pedestrians
 - * Unspecified Persons
 - * Bicyclists



Emergency Department (ED)[†] Visits

- Motor Vehicle Traffic Injuries are a leading cause of injury related emergency department visits in Cattaraugus County.
- Annually, 415 Cattaraugus County Residents are treated and released from an emergency department due to traffic related injuries.
 - 340 Occupants
 - 22 Pedestrians
 - 22 Unspecified Persons
 - 21 Motorcyclists
 - 8 Bicyclists

[†] The incidence of ED visits does not include patients that were subsequently admitted into the hospital
 *Data based on frequencies less than six not reported