

NEW YORK STATE DEPARTMENT OF HEALTH

Patient-Centered Medical Homes (PCMHs)

March 2014

Report Overview

- This report provides a snapshot of Patient-Centered Medical Home (PCMH) growth in New York State (NYS).
- The report includes three sections:
 1. Changes in the number of PCMH-recognized providers and a comparison of PCMH-recognized providers in NYS vs. other states.
 2. Changes in the number of Medicaid enrollees that receive care from PCMH-recognized providers.
 3. The amount spent by NYS Medicaid, through increased capitation to Medicaid Managed Care (MMC) plans and fee-for-service (FFS) PCMH 'add-ons' for qualifying visits, on PCMHs.
- This report includes the most currently available data. Section one contains provider information from March 2014. Section two contains enrollee information from September 2013. Section three contains financial data as recent as March 2014. **Figures 4, 6, 7, and 8 do not feature updates because refreshed panel data (a roster of Medicaid enrollees and their primary care providers) was not available at the time of this report. Figure 9 was unable to be updated because the MMC operating report for March 2014 does not feature medical home expenditures. Tables 4, 6, 7, 8, 9 feature the same information presented in the December 2013 report.**
http://www.health.ny.gov/health_care/medicaid/redesign/docs/2013_december.pdf
- This report does not present programmatic results related to quality or satisfaction.



The National Committee for Quality Assurance's Patient-Centered Medical Home

- The National Committee for Quality Assurance's (NCQA) PCMH recognition is awarded to providers that meet a set of standards for improving primary care, including increased care coordination and access to care.
- Providers can be recognized as level 1, 2, or 3 (3 is the highest recognition) under the NCQA's 2008 standards, or the NCQA's more stringent 2011 standards.
 - Practices are now able to apply for recognition under NCQA's newly released 2014 standards. A comparison of the 2011 and 2014 standards is available at:
<http://www.ncqa.org/Programs/Recognition/Practices/PatientCenteredMedicalHomePCMH/PCMH2011PCMH2014Crosswalk.aspx>
- New York State Medicaid provides additional incentive payments to PCMH-recognized providers as explained in detail in the April 2013 Medicaid update.
http://www.health.ny.gov/health_care/medicaid/program/update/2013/april13_mu.pdf



Executive Summary



- In March 2014, there were 4,813 providers* in NYS recognized as PCMH providers by the NCQA.
 - 4,376 (91%) of these providers have achieved the highest (level 3) recognition.
- There are 1,772 (37%) providers recognized under the NCQA's 2008 standards and 3,041 (63%) providers recognized under the NCQA's more stringent 2011 standards. There are no providers recognized under the NCQA's 2014 standards as of March 2014.
- As of September 2013, 39% of MMC members were assigned to a PCMH-recognized Primary Care Provider (PCP).
- As of September 2013, 3,981 (24%) primary care physicians on the MMC roster were recognized as a PCMH provider.
- 15.4% of all PCMH providers in the United States, recognized by NCQA, practice in New York State.
- From January 2014 to March 2014, 45,250 unique FFS Medicaid enrollees had a qualifying visit (a visit that resulted in an 'add-on' payment) with a PCMH-recognized provider.
- From April 2013 to March 2014, over 131,000 unique FFS Medicaid enrollees had a qualifying visit with a PCMH-recognized provider.
- About \$80 million was paid to PCMH-recognized providers via increased capitation payments by MMC plans from January 2013 to December 2013.
- Over \$4.8 million was paid to PCMH-recognized providers via medical home 'add-ons' by Medicaid FFS from April 2013 to March 2014.

*Providers include the following credentials: Medical Doctor (MD), Doctor of Osteopathy (DO), Nurse Practitioner (NP), Family Nurse Practitioner (FNP), Acute Care Nurse Practitioner (ACNP), Certified Registered Nurse Practitioner (CRNP), Adult Nurse Practitioner (ANP), Pediatric Nurse Practitioner (PNP), and Physician Assistant (PA).

Section 1: Provider Information

The most recently available data for this section is: March 2014.

Figure 1a shows the number of distinct PCMH-recognized providers in NYS by NCQA recognition level*

Over 4,200 (88%) of these providers are PCPs** that participate with MMC plans.

Figure 1a: PCMH-Recognized Provider Count by Recognition Level

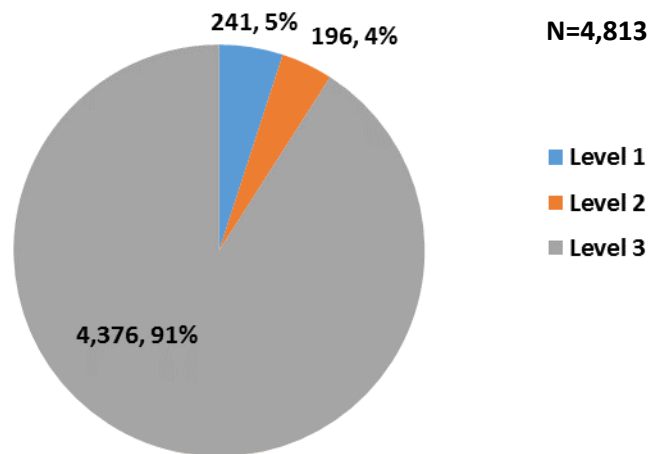
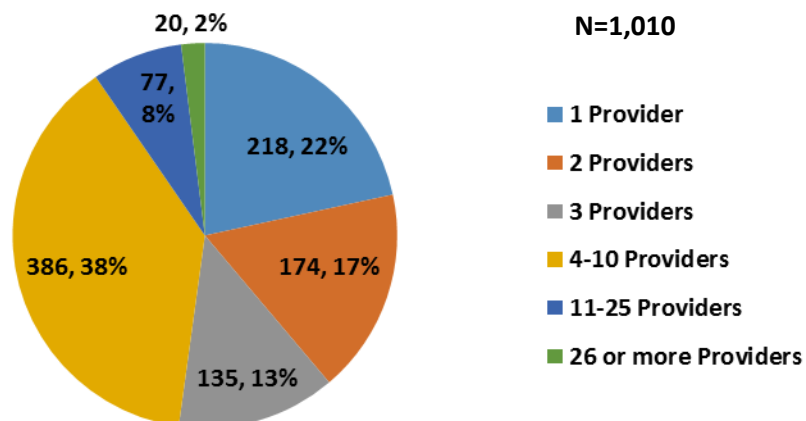


Figure 1b shows the percentage of PCMH-recognized practices by practice size. Practices with 4-10 providers make up the largest proportion of PCMH-recognized practices.

There are 5,165 unique provider-location combinations.

Figure 1b: PCMH-Recognized Practices by Size



*NYS Medicaid stopped providing PCMH 'add-ons' to all level 1 PCMH-recognized providers (effective 1/1/2013) and 2008 standard level 2 PCMH-recognized providers (effective 7/1/2013) even though these providers are still recognized by the NCQA.

**PCPs include MDs, DOs, and CNPs that have a primary or secondary specialty in family practice, general practice, pediatrics, or internal medicine.

The data in Figure 1a and 1b was derived from the most recently available NCQA recognized provider lists (for this report: March 2014).

Section 1: Provider Information (continued)

Figure 1c shows changes to the number of PCMH-recognized providers by NCQA recognition level from October 2013 to March 2014.

**Figure 1c: PCMH-Recognized Providers by Recognition Level
(March 2014 Total= 4,813)**

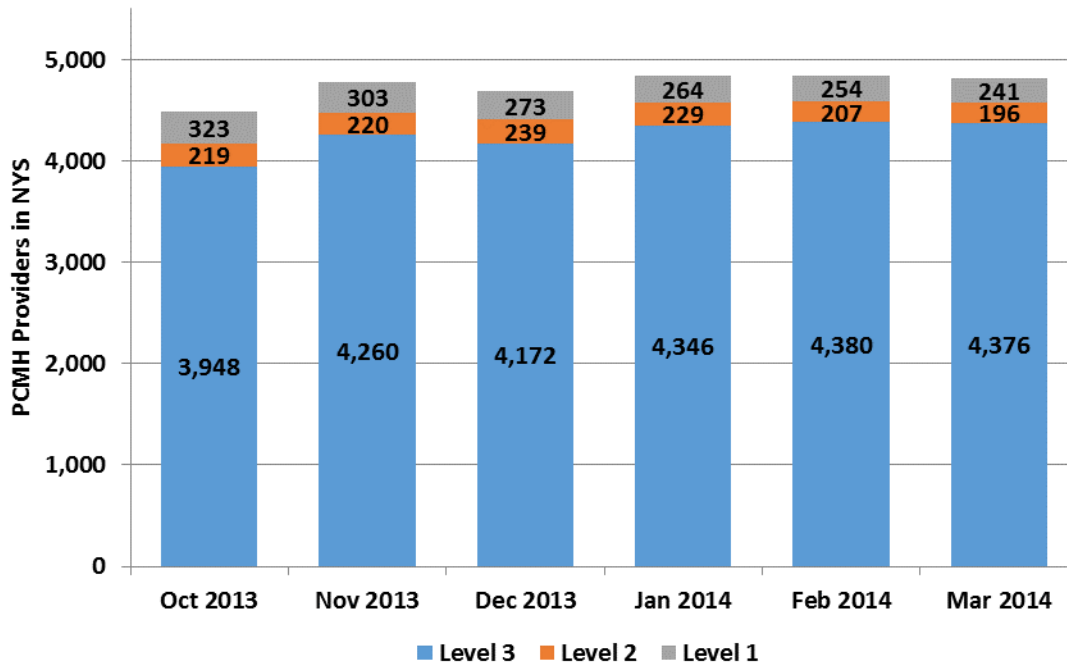


Figure 2 shows the number of PCMH-recognized providers that are recognized as medical homes under NCQA's 2008 standards vs. those recognized under NCQA's 2011 standards from October 2013 to March 2014.*

**Figure 2: PCMH-Recognized Providers: 2008 Standards vs. 2011 Standards
(Statewide Only)**

	Oct 2013	Nov 2013	Dec 2013	Jan 2014	Feb 2014	Mar 2014
2008 Standards	3,315 (74%)	3,112 (65%)	2,673 (57%)	2,435 (50%)	2,220 (46%)	1,772 (37%)
2011 Standards	1,175 (26%)	1,671 (35%)	2,011 (43%)	2,404 (50%)	2,621 (54%)	3,041 (63%)
Total	4,490	4,783	4,684	4,839	4,841	4,813

* The 2011 standards build on 2008 standards, and are better aligned with new health information technology criteria. Providers working in two locations with different medical home recognition standards in each location are counted in the 2011 bucket. A comparison of the two programs is available on the NCQA's website and can be found on page 10 of this report. A comparison of the 2011 and 2014 programs can also be found on page 10 of this report.

The data in Figure 1c and Figure 2 was derived from the most recently available NCQA recognized provider lists (for this report: March 2014).

Section 1: Provider Information (continued)

Figure 3 illustrates the number of PCMH-recognized providers by recognition standards in the statewide program from March 2013 to March 2014.

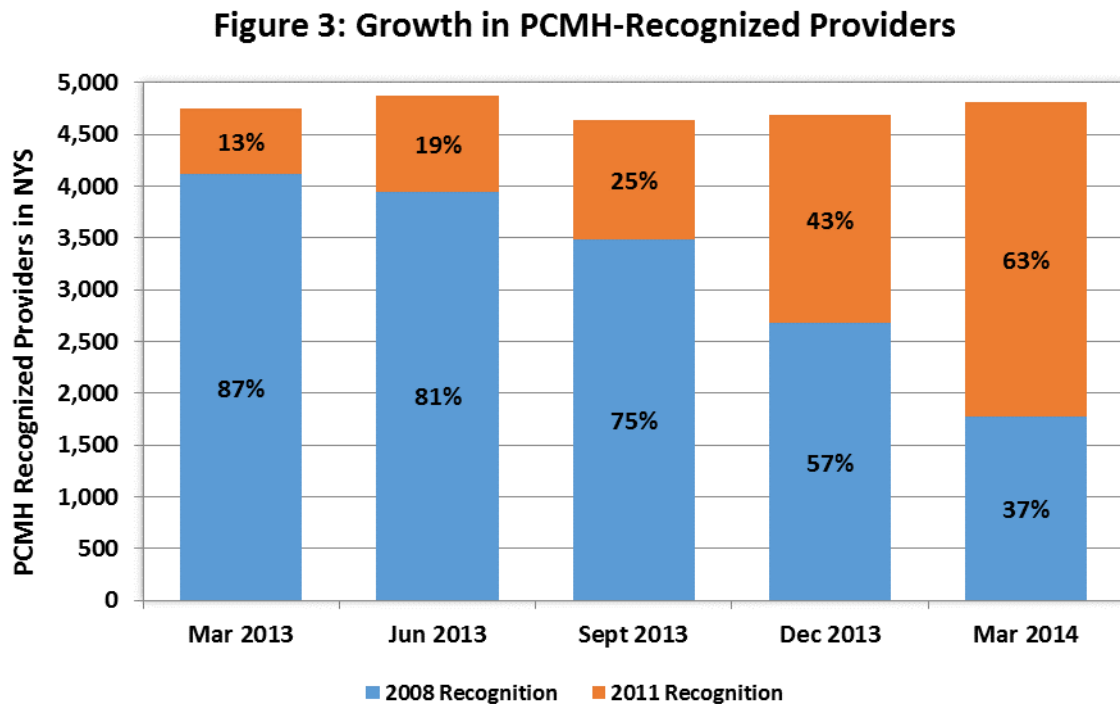


Figure 4* shows the proportion of PCMH-recognized PCPs that participate with MMC. There are 3,981 (24%) PCPs recognized as medical home providers.

Figure 4: Proportion of all PCPs in MMC that are Recognized as a PCMH

PCPs on MMC Roster: September 2013	16,325
PCPs on MMC Roster that are PCMHs: September 2013	3,981 (24%)
*More recent data is unavailable at the time of this report. Data from the December 2013 report was used for this figure.	

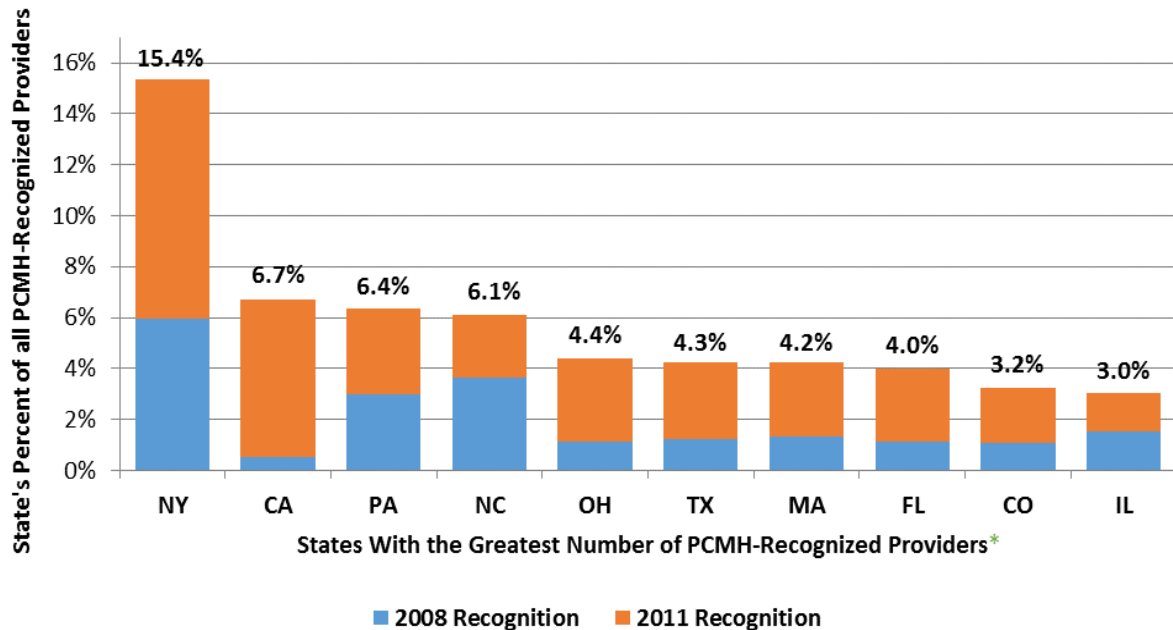
The data in Figure 3 was derived from the most recently available NCQA recognized provider lists (for this report: March 2014).

Figure 4 uses September 2013 panel data (a roster of Medicaid enrollees and the providers they are assigned to) and the most recently available NCQA recognized provider list (for this report: December 2013)

Section 1: Provider Information (continued)

Figure 5 displays the states with the most NCQA PCMH-recognized providers in the country as of March 2014. 15.4% of all PCMH-recognized providers in the country practice in NYS.

**Figure 5: PCMH-Recognition By State
March 2014**

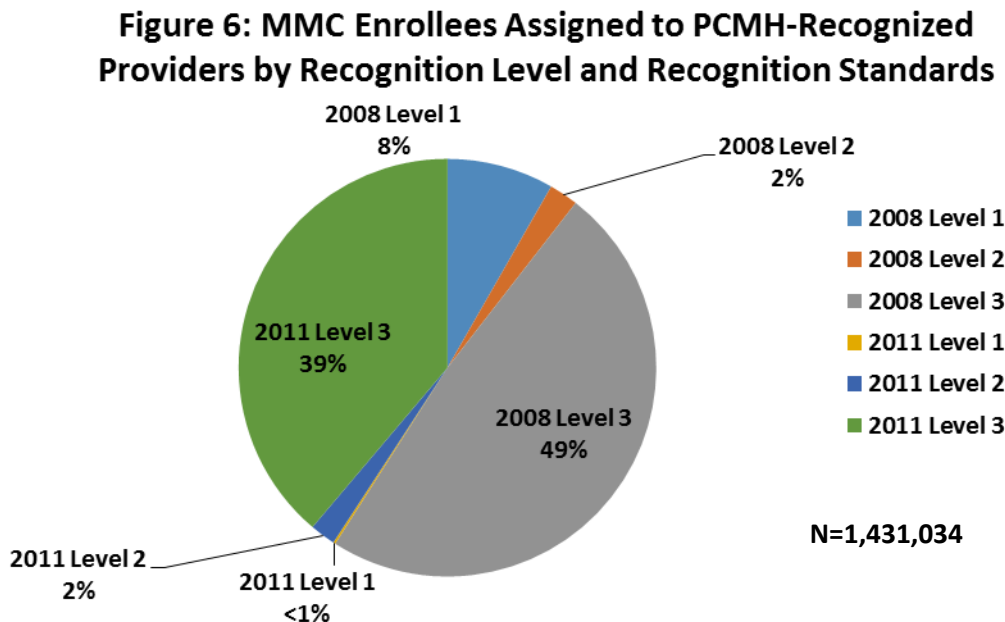


*Figure 5 only represents states with the greatest number of PCMH-recognized providers. These states account for 57.7% of all PCMH-recognized providers in the country; all other states that are not included in this visual make up the remaining 42.3% of PCMH-recognized providers in the country. This figure only represents medical home providers that are recognized by the NCQA. Not all states use the NCQA for PCMH recognition for statewide medical home program initiatives.

Section 2: Enrollee Information

The most recently available data for this section is: September 2013.

Figure 6* shows the number of MMC enrollees assigned to PCMH-recognized PCPs, by level, as of September 2013.



*More recent data is unavailable at the time of this report. Data from the December 2013 report was used for this figure.

Figure 7** shows the number of MMC enrollees assigned to PCMH-recognized PCPs from September 2012 to September 2013. As of September 2013, 39% of the MMC enrollees in the state are assigned to PCMH-recognized providers.

Figure 7: Growth in MMC Enrollees Assigned to PCMH-Recognized PCPs

	Sept 2012	Dec 2012	Mar 2013	Jun 2013	Sept 2013
Total MMC in PCMHs	1,450,466	1,517,730	1,549,220	1,439,034	1,431,034
Total MMC not in PCMHs	2,001,478	2,094,726	2,090,416	2,133,506	2,236,684
Total	3,451,944	3,612,456	3,639,636	3,572,540	3,667,718
Penetration Rate	42%	42%	43%	40%	39%

**More recent data is unavailable at the time of this report. Data from the December 2013 report was used for this figure.

Figure 6 and 7 use plan-reported panel data (a roster of Medicaid enrollees and the providers they are assigned to) (for this report: September 2013) and the NCQA recognized provider lists (for this report: December 2013). Providers recognized at any point during this time were included in the count of PCMH-recognized providers.

Section 2: Enrollee Information (continued)

Figure 8* shows select demographics of MMC enrollees assigned to PCMH-recognized PCPs, as compared to the demographics of all MMC enrollees. There is some variation between groups among the race and aid categories. Characteristics are similar between groups in the location, age, and gender categories.

Figure 8: September 2013 Demographics

Demographic Category		MMC Enrollees Assigned to PCMH-Recognized Providers	All MMC Enrollees
Location	New York City	67%	65%
	Rest of State	33%	35%
Race	Black	25%	21%
	White	23%	27%
	Asian	7%	13%
	Hispanic	38%	32%
	Other	7%	7%
Aid Category	Family Health Plus	9%	11%
	Safety Net	19%	21%
	Supplemental Security Income	11%	10%
	Temporary Assistance for Needy Families	56%	53%
	Other	5%	5%
Age	0-20	49%	48%
	21-54	42%	42%
	55-64	8%	8%
	65-74	<1%	1%
	75+	<1%	<1%
Gender	Male	44%	45%
	Female	56%	55%

*More recent data is unavailable at the time of this report. Data from the December 2013 report was used for this figure.

Fee for Service Visits:

Medicaid Fee-for-Service: There were 45,250** unique Medicaid FFS enrollees that had a qualifying visit (visits resulting in an add-on payment) with a PCMH-recognized provider from January 2014 through March 2014. There were 131,062** unique Medicaid FFS enrollees that had a qualifying visit with a PCMH-recognized provider from April 2013 through March 2014.

**Counts include both the Adirondack Region PCMH program and the Statewide PCMH program.

Demographic data presented in Figure 8 is based on enrollee data (for this report: September 2013).

Section 3: Fiscal Information

The most recently available data for this section is: March 2014.

The figures in this section include the amounts paid as increased capitation payments and medical-home ‘add ons’ by MMC and FFS Medicaid. These figures exclude amounts paid through the [Adirondack Region Medical Home Pilot](#) (ADK).

Figure 9* shows the amount spent on PCMH-recognized providers via increased capitation payments by MMC and Family Health Plus (FHP) from January 2013 to December 2013.

Figure 9: MMC/FHP Medical Home Spending Jan 2013 - Dec 2013	
Level 1	\$ -
Level 2	\$ 1,717,168
Level 3	\$ 78,102,929
Total	\$ 79,820,097

*More recent data is unavailable at the time of this report. Data from the December 2013 report was used for this figure.

Figure 10a shows the amount FFS Medicaid spent on ‘add-ons’ for PCMH-recognized providers from January 2014 to March 2014. Figure 10b shows the amount FFS Medicaid spent on ‘add-ons’ for PCMH-recognized providers from April 2013 to March 2014.

Figure 10a: PCMH add-ons by level for Statewide FFS January 2014 - March 2014	
Level 1	\$ -
Level 2	\$ 17,327.25
Level 3	\$ 1,182,597.50
Total	\$ 1,199,924.75

Figure 10b: PCMH add-ons by level for Statewide FFS April 2013 - March 2014	
Level 1	\$ -
Level 2	\$ 176,010.75
Level 3	\$ 4,685,860.00
Total	\$ 4,861,870.75

New York Medicaid stopped providing PCMH ‘add-ons’ to all level 1 PCMH-recognized providers as of January 1, 2013 and 2008 standard level 2 PCMH-recognized providers as of July 1, 2013.

The amounts in Figure 9 reflect the capitation that managed care plans paid to PCMH-recognized providers and were derived from Medicaid Managed Care Operating Reports (MMCOR) (for this report: June 2013, September 2013, and December 2013).

The amounts in Figures 10a and 10b were derived from claims data from April 2013 to March 2014.

Important Links

About NCQA's Patient-Centered Medical Home Recognition

<http://www.ncqa.org/Programs/Recognition/PatientCenteredMedicalHomePCMH.aspx>

Joint Principles of the Patient-Centered Medical Home

<http://www.medicalhomeinfo.org/downloads/pdfs/jointstatement.pdf>

Information on New York State Medicaid Reimbursement per Provider Level

http://www.health.ny.gov/health_care/medicaid/program/update/2013/april13_mu.pdf

Comparison of NCQA's 2008 and 2011 Programs

<http://www.ncqa.org/Portals/0/Programs/Recognition/PPC-PCMH%202008%20vs%20PCMH%202011Crosswalk%20FINAL.pdf>

Comparison of NCQA's 2011 and 2014 Programs

<http://www.ncqa.org/Programs/Recognition/Practices/PatientCenteredMedicalHomePCMH/PCMH2011PCMH2014Crosswalk.aspx>

NCQA PCMH-Recognition State Comparison

<http://recognition.ncqa.org>

Previous PCMH Quarterly Reports

http://www.health.ny.gov/health_care/medicaid/redesign/pcmh.htm

Information on Level 1 NCQA Recognition Payments Ending

http://www.health.ny.gov/health_care/medicaid/program/update/2012/oct12mu.pdf

Information on 2008 Level 2 NCQA Recognition Payments Ending

http://www.health.ny.gov/health_care/medicaid/program/update/2013/april13_mu.pdf

Information on the Adirondack Region Medical Home Pilot

<http://www.adkmedicalhome.org/>

Questions? Contact the Office of Quality and Patient Safety, NYSDOH, via e-mail at:

pcmh@health.ny.gov

