

STATE OF NEW YORK
PUBLIC HEALTH AND HEALTH PLANNING COUNCIL

COMMITTEE DAY

AGENDA

September 26, 2019
10:00 a.m.

New York State Department of Public Service Commission Offices
90 Church Street
4th Floor Board Room, NYC

I. COMMITTEE ON ESTABLISHMENT AND PROJECT REVIEW

Peter Robinson, Chair

A. Applications for Construction of Health Care Facilities/Agencies

Acute Care Services – Construction

Exhibit # 1

	<u>Number</u>	<u>Applicant/Facility</u>
1.	182232 C	NYU Winthrop Hospital (Nassau County)
2.	191280 C	Maimonides Medical Center (Kings County)
3.	191344 C	North Central Bronx Hospital (Bronx County)
4.	192002 C	Highland Hospital (Monroe County)
5.	192019 C	Southside Hospital (Suffolk County)
6.	192020 C	Southside Hospital (Suffolk County)

Residential Health Care Facility – Construction

Exhibit # 2

	<u>Number</u>	<u>Applicant/Facility</u>
1.	191203 C	St. Anns Community (Monroe County)
2.	182120 C	The Plaza Rehab and Nursing Center (Bronx County)

B. Applications for Establishment and Construction of Health Care Facilities/Agencies

Residential Health Care Facilities - Establish/Construct

Exhibit # 3

<u>Number</u>	<u>Applicant/Facility</u>
1. 182117 E	TCPRNC LLC d/b/a New Riverdale Nursing Home (Bronx County)
2. 191263 E	Schoellkopf Health Center (Niagara County)
3. 191270 E	Troy Diamond Operations, LLC d/b/a The Diamond Hill Nursing and Rehabilitation Center (Rensselaer County)
4. 192001 E	St. Joseph's Hospital - Skilled Nursing Facility (Chemung County)

Certified Home Health Agencies - Establish/Construct

Exhibit # 4

<u>Number</u>	<u>Applicant/Facility</u>
1. 191341 E	Marquis Certified Home Care, LLC (Albany County)

Acute Care Services - Establish/Construct

Exhibit # 5

<u>Number</u>	<u>Applicant/Facility</u>
1. 192030 E	Unity Hospital of Rochester (Monroe County)

Ambulatory Surgery Centers - Establish/Construct

Exhibit # 6

<u>Number</u>	<u>Applicant/Facility</u>
1. 191137 B	Binghamton ASC, LLC d/b/a Greater Binghamton Eye Surgery Center (Broome County)
2. 191164 B	Harlem Road Ventures, LLC t/b/k/a Harlem Ambulatory Surgery Center, LLC (Erie County)
3. 191212 B	Atlantic SC, LLC d/b/a Atlantic Surgery Center (Suffolk County)
4. 191314 B	Staten Island ASC, LLC d/b/a Specialty Surgery Center of Staten Island (Richmond County)

Diagnostic and Treatment Center - Establish/Construct

Exhibit # 7

	<u>Number</u>	<u>Applicant/Facility</u>
1.	191170 B	AIDS Healthcare Foundation (King County)
2.	191326 B	Sunrise Med Plus, LLC (Suffolk County)
3.	192007 B	Cayuga Community Services (Tompkins County)
4.	192012 B	Hollis AK, LLC d/b/a Hollis Diagnostic & Treatment Center (Queens County)

Dialysis Center - Establish/Construct

Exhibit # 8

	<u>Number</u>	<u>Applicant/Facility</u>
1.	191284 E	Citadel Renal Center LLC (Bronx County)
2.	191264 E	Freedom Center of Troy, LLC d/b/a Fresenius Kidney Care – Troy (Rensselaer County)
3.	191288 E	Freedom Center of Rockland County, LLC d/b/a Fresenius Kidney Care Valley Cottage (Rockland County)

C. Home Health Agency Licensures

Exhibit # 9

Changes of Ownership with Consolidation

	<u>Number</u>	<u>Applicant/Facility</u>
1.	191340 E	Marquis Home Care, LLC (Albany County)

Serious Concern/Access

	<u>Number</u>	<u>Applicant/Facility</u>
1.	182282 E	BAYADA Home Health Care, Inc. (Queens County)
2.	191104 E	Intrathecal Care Solutions, LLC d/b/a Advanced Nursing Solutions (Sullivan County)

D. Certificates

Exhibit # 10

Certificate of Amendment of the Certificate of Incorporation

Applicant

Hemophilia Center of Western New York, Inc.

WMC Health Network – Ulster, Inc.

HealthAlliance, Inc.

Northwest Buffalo Community Health Care Center, Inc.

NYU Langone Hospitals
Consolidated Balance Sheets
August 31, 2018 and 2017

CON#182232
BFA Attachment A

<i>(in thousands)</i>	2018	2017
Assets		
Current assets		
Cash and cash equivalents	\$ 265,383	\$ 266,345
Short-term investments	442,681	-
Assets limited as to use	5,805	5,244
Assets limited as to use - board designated	-	23,374
Patient accounts receivable, less allowances for uncollectible (2018 and 2017 – \$145,419 and \$132,035)	535,637	546,847
Contributions receivable	55,365	15,107
Insurance receivables - billed	73,124	66,110
Due from related organizations, net	17,234	82,171
Inventories	76,087	55,471
Other current assets	127,430	109,937
Total current assets	1,598,746	1,170,606
Long-term investments	30,603	28,436
Assets limited as to use, less current portion	497,771	496,363
Assets limited as to use - board designated, less current portion	-	575,024
Contributions receivable, less current portion	23,166	71,690
Professional liabilities insurance recoveries receivable	61,905	67,177
Other assets	36,727	33,341
Due from related organizations, less current portion	68,055	9,500
Property, plant and equipment, net	3,956,393	3,432,102
Total assets	\$ 6,273,366	\$ 5,884,239
Liabilities and Net Assets		
Current liabilities		
Current portion of long-term debt	\$ 52,480	\$ 42,830
Accounts payable and accrued expenses	269,279	284,746
Accrued salaries and related liabilities	125,907	117,184
Accrued interest payable	14,817	15,227
Current portion of accrued postretirement liabilities	2,525	2,412
Deferred revenue	99,561	119,921
Due to related organizations, net	26,765	141
Other current liabilities	67,176	50,714
Total current liabilities	658,510	633,175
Long-term debt, less current portion	2,209,540	1,930,931
Professional liabilities	515,377	484,753
Accrued pension liabilities	182,380	222,951
Accrued postretirement liabilities, less current portion	79,290	80,066
Other liabilities	186,886	159,453
Total liabilities	3,831,983	3,511,329
Net assets		
Unrestricted	2,320,302	2,004,773
Temporarily restricted	109,238	355,064
Permanently restricted	11,843	13,073
Total net assets	2,441,383	2,372,910
Total liabilities and net assets	\$ 6,273,366	\$ 5,884,239

NYU Langone Hospitals
Consolidated Statements of Operations
Years Ended August 31, 2018 and 2017

CON#182232
Attachment A (Continued)

<i>(in thousands)</i>	2018	2017
Operating revenues and other support		
Net patient service revenue (less provision for bad debts of \$19,887 and \$26,160)	\$ 4,005,316	\$ 3,733,141
Grants and sponsored programs	32,410	30,305
Insurance premiums earned	115,544	73,804
Contributions	7,857	6,392
Endowment distribution and return on short-term investments	19,298	19,315
Other revenue	193,000	132,203
Net assets released from restrictions for operating purposes	11,665	44,246
Total operating revenues and other support	<u>4,385,090</u>	<u>4,039,406</u>
Operating expenses		
Salaries and wages	1,368,445	1,252,375
Employee benefits	492,113	454,869
Supplies and other	2,068,576	1,775,402
Depreciation and amortization	236,166	194,168
Interest	78,177	64,478
Total operating expenses	<u>4,243,477</u>	<u>3,741,292</u>
Gain from operations	141,613	298,114
Other items		
Other component of pension and postretirement costs	(1,416)	(9,385)
Investment return in excess of endowment distribution, net	6,427	9,655
Mission based payment to NYUSoM	(50,000)	(50,000)
Grants for capital acquisitions	31,077	1,555
Other	(288)	(13,028)
Excess of revenue over expenses	<u>127,413</u>	<u>236,911</u>
Other changes in unrestricted net assets		
Changes in pension and postretirement obligations	41,825	102,032
Contributions for capital asset acquisitions	1,231	98
Equity transfers to related organizations, net	(134,268)	(5,154)
Net assets released from restrictions for capital purposes	236,251	2,370
Net assets released from restrictions for hazard mitigation	34,385	22,702
Net assets reclassification related to cy-pres	8,692	-
Net increase in unrestricted net assets	<u>\$ 315,529</u>	<u>\$ 358,959</u>

NYU Winthrop Hospital
Consolidated Balance Sheet
August 31, 2018

CON#182232
 BFA Attachment B

(in thousands)

2018

Assets

Current assets

Cash and cash equivalents	\$ 129,693
Investments	133,613
Current portion of assets limited as to use	16,391
Accounts receivable for services to patients, less estimated uncollectible accounts of \$35,071	230,045
Other receivables, net	8,720
Inventories	22,953
Prepaid expenses	13,771
Estimated receivable from third-party payors	5,602
Total current assets	<u>560,788</u>

Assets limited as to use (net of current portion)

82,008

Long-term investments

16,312

Long-term receivables and other assets

124,534

Property, plant, and equipment, net

588,616

Intangible assets

36,812

Total assets

\$ 1,409,070

Liabilities and Net Assets

Current liabilities

Current portion of long-term debt	\$ 11,481
Line of credit	25,000
Accounts payable and accrued expenses	134,049
Estimated liabilities due to third-party payors	35,141
Accrued salaries and withholding taxes payable	45,951
Accrued vacation benefits	32,283
Current portion of professional liabilities	14,871
Due to related organizations	7,698
Total current liabilities	<u>306,474</u>

Accrued retirement liabilities

211,173

Professional liabilities, net of current portion

145,685

Other long-term liabilities, net

79,055

Long-term debt, net of current portion

199,789

Due to related organizations, net of current portion

63,075

Total liabilities

1,005,251

Commitments and contingencies

Net assets

Unrestricted	380,172
Temporarily restricted	14,593
Permanently restricted	9,054
Total net assets	<u>403,819</u>

Total liabilities and net assets

\$ 1,409,070

NYU Winthrop Hospital
Consolidated Statement of Operations
Year Ended August 31, 2018

CON#182232
Attachment B (Continued)

(in thousands)

2018

Operating revenue

Patient service revenue (net of contractual allowances and discounts)	\$ 1,664,951
Provision for bad debts, net	(22,418)
Net patient service revenue	<u>1,642,533</u>
Other revenue	25,695
Investment income, net	6,278
Net assets released from restrictions	1,670
Total operating revenue	<u>1,676,176</u>

Operating expenses

Salaries	795,005
Employee benefits	174,002
Supplies and other expenses	518,294
Professional and general liability insurance	43,378
Research and other	6,523
Interest expense	7,976
Depreciation and amortization	69,593
Total operating expenses	<u>1,614,771</u>
Gain from operations	61,405

Nonoperating gains

Realized gains, net	4,065
Net change in unrealized gains on investments	4,272
Gain on equity method investments	76
Other components of pension and postretirement costs	15,714
Excess of revenue over expenses	<u>85,532</u>

Other changes

Pension-related changes other than net periodic benefit cost	(27,675)
Net assets released from restrictions for capital asset acquisitions	1,930
Contributions for capital assets acquisitions	1,080
Other	3
Increase in unrestricted net assets	<u>\$ 60,870</u>

Maimonides Medical Center

Consolidated Statements of Financial Position
(In Thousands)

	December 31	
	2018	2017
Assets		
Current assets:		
Cash and cash equivalents	\$ 31,214	\$ 16,195
Short-term investments	79,365	82,175
Total cash, cash equivalents and short-term investments	<u>110,579</u>	<u>98,370</u>
Assets limited as to use, current portion		
Board designated	141,336	85,598
DSRIP funds	99,494	90,377
Receivables for patient care, net	169,044	156,321
Due from affiliates, net, current portion	18,526	16,373
Supplies	11,915	11,207
Estimated insurance claims receivable, current portion	34,083	34,396
Other current assets	<u>58,240</u>	<u>52,633</u>
Total current assets	643,217	545,275
Assets limited as to use, less current portion :		
Sinking funds	14,531	14,364
Due from affiliates, net, less current portion	156	431
Property, plant and equipment, net	309,256	308,549
Equity in captive insurance program	173,505	172,539
Estimated insurance claims receivable, less current portion	193,135	194,910
Other assets	<u>28,719</u>	<u>44,326</u>
Total assets	<u>\$ 1,362,519</u>	<u>\$ 1,280,394</u>

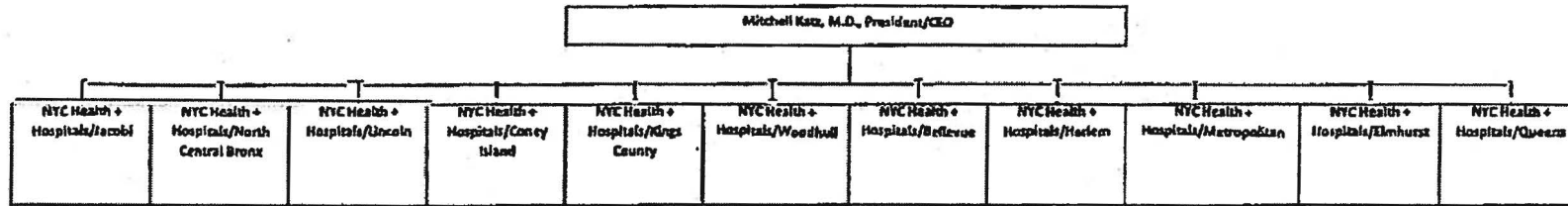
	December 31	
	2018	2017
Liabilities and net assets		
Current liabilities:		
Accounts payable and accrued expenses	\$ 91,183	\$ 81,528
Construction payable	8,702	5,766
Accrued salaries and related liabilities	93,643	91,251
Current portion of long-term debt and capital lease obligations ;	39,848	25,269
Line of credit borrowings ;	25,516	25,516
Estimated insurance claims liabilities, current portion ,	34,083	34,396
Other current liabilities	108,885	96,844
Total current liabilities	401,860	360,570
Long-term debt and capital lease obligations, less current portion ,	199,491	231,948
Accrued pension and postretirement benefits	89,139	89,638
Other noncurrent liabilities	72,347	69,583
Professional liabilities .	35,514	40,578
Estimated insurance claims liabilities, less current portion :	193,135	194,910
Total liabilities	991,486	987,227
Commitments and contingencies		
Net assets		
Net assets without donor restrictions	350,155	275,273
Net assets with donor restrictions	20,878	17,894
Total net assets	371,033	293,167
Total liabilities and net assets	\$ 1,362,519	\$ 1,280,394

Maimonides Medical Center

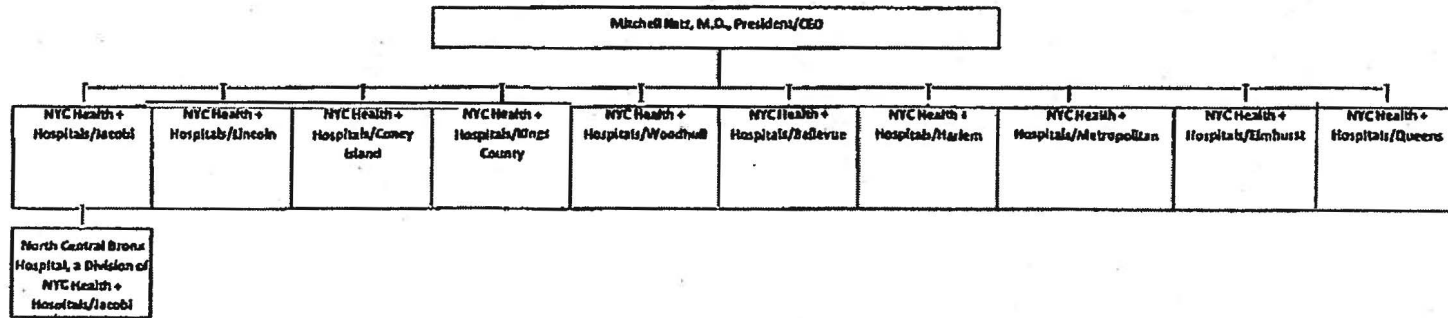
Consolidated Statements of Operations and Changes in Net Assets
(In Thousands)

	Year Ended December 31	
	2018	2017
Medical Center operating revenue:		
Net patient service revenue	\$ 1,123,632	\$ 1,095,170
Provision for bad debts	—	(2,093)
Net patient services revenue less provision for bad debts	1,123,632	1,093,077
Other revenue	125,223	106,209
Net assets released from restrictions	967	847
Total Medical Center operating revenue	1,249,822	1,200,133
Medical Center operating expenses:		
Salaries and wages	614,169	610,693
Employee benefits	184,101	180,408
Supplies and other expenses	362,649	349,543
Depreciation and amortization	48,963	47,373
Interest and amortization of deferred financing costs	7,873	7,500
Total Medical Center operating expenses	1,217,755	1,195,517
Medical Center excess of operating revenue over operating expenses before other items	32,067	4,616
M2 Medical Community Practice, P.C.:		
Operating revenue	52,367	48,619
Operating expenses	(67,695)	(61,362)
Net M2 Medical Community Practice, P.C. activities	(15,328)	(12,743)
Gain on sale of buildings and land, net	61,029	—
Change in captive insurance program interest rate shortfalls	8,345	(410)
Change in equity in captive insurance program	(12,534)	30,089
Severance costs for workforce reduction	—	(2,047)
Excess of revenue over expenses before net change in unrealized gains and losses on investments and change in fair value of interest rate swap agreements	73,579	19,505
Net change in unrealized gains and losses on investments and change in fair value of interest rate swap agreements	(827)	250
Excess of revenue over expenses	72,752	19,755
Change in accrued pension and postretirement benefits liabilities to be recognized in future periods	1,738	(238)
Net assets released from restrictions used for capital asset acquisitions	392	35
Increase in net assets without donor restrictions	74,882	19,552
Net assets with donor restrictions:		
Restricted contributions, grants and other receipts	4,343	635
Net assets released from restrictions for:		
Operating expenses	(967)	(847)
Capital asset acquisitions	(392)	(35)
Increase (decrease) in net assets with donor restrictions	2,984	(247)
Increase in net assets	77,866	19,305
Net assets at beginning of year	293,167	273,862
Net assets at end of year	\$ 371,033	\$ 293,167

NYC HEALTH + HOSPITALS
TABLE OF ORGANIZATION - EXISTING
ACUTE HOSPITALS ONLY



NYC HEALTH + HOSPITALS
TABLE OF ORGANIZATION - PROPOSED
ACUTE HOSPITALS ONLY



NEW YORK CITY HEALTH AND HOSPITALS CORPORATION
(A Component Unit of The City of New York)
Statements of Net Position
As of June 30, 2018 and 2017
(in thousands)

	2018		2017					
	Business-type Assets - BFC	Discretely Presented Component Unit - BFC	Eliminations	Total	Business-type Assets - BFC	Discretely Presented Component Unit - BFC	Eliminations	Total
ASSETS								
Current assets								
Cash and cash equivalents	\$ 747,399	\$ 551,100	\$ -	\$ 1,298,499	\$ 609,647	\$ 574,396	\$ -	\$ 1,184,043
U.S. government securities	689,973	147,379	-	1,473,799	571,810	89,832	-	89,832
Patents receivable, net	-	-	(299,204)	390,769	-	-	(217,437)	353,378
Premiums receivable	-	485,591	(2,746)	482,755	-	214,993	(146,355)	213,617
Estimated third-party payor settlements, receivable	473,200	-	(364,195)	109,005	603,900	-	-	457,645
Estimated pools receivable, net	54,700	-	-	54,700	-	-	-	-
Grants receivable	323,316	183	-	323,499	329,408	201	-	329,609
Assets restricted as to use and required for current liabilities	31,162	-	-	31,162	31,020	-	-	31,020
Other current assets	101,784	59,802	-	161,586	87,638	42,103	-	129,741
Total current assets	2,431,534	1,243,965	(666,145)	2,999,354	2,233,423	921,525	(366,068)	2,798,880
Assets restricted as to use, net of current portion	123,781	149,590	-	273,371	140,819	284,161	-	284,161
U.S. government securities	10,661	315,325	-	315,325	10,661	333,758	-	333,758
Other receivable	3,490,264	5,901	-	10,661	14,749	25,410	-	25,410
Capital assets, net	6,046,240	1,714,781	(666,145)	7,094,876	5,780,867	1,419,662	(366,068)	6,834,461
Total assets	8,567	8,567	-	8,567	13,794	339	-	14,133
Deferred outflows of resources	6,054,807	1,714,781	(666,145)	7,103,443	5,805,498	1,420,061	(366,068)	6,859,131
Net differences between projected and actual earnings on pension plan investments and other changes, net								
Unamortized refunding cost								
LIABILITIES								
Current liabilities								
Current installments of long-term debt	\$ 83,407	\$ -	\$ -	\$ 83,407	\$ 67,256	\$ -	\$ -	\$ 67,256
Accrued salaries, fringe benefits, and payroll taxes	501,685	12,212	(2,746)	511,151	518,167	6,214	(3,376)	522,005
Accounts payable and accrued expenses	603,150	1,032,661	(663,399)	972,412	592,221	71,198	(363,692)	935,727
Estimated third-party payor settlements, net payable	79,845	-	-	79,845	59,175	-	-	59,175
Estimated pools payable, net	-	-	-	-	43,200	-	-	43,200
Current portion of due to The City of New York, net	480,389	12,181	-	492,570	555,464	11,873	-	555,464
Current portion of pension	495,496	3,329	-	507,677	482,816	11,873	-	494,689
Current portion of postemployment benefits obligation, other than pension	136,243	-	-	136,243	128,228	1,232	-	129,460
Total current liabilities	2,380,215	1,060,433	(666,145)	2,774,503	2,444,027	730,517	(366,068)	2,808,476
Long-term debt, net of current installments	792,702	-	-	792,702	776,783	-	-	776,783
Accrued compensated absences, net of current portion	282,833	5,914	-	288,747	278,910	5,402	-	284,312
Accrued salaries, fringe benefits, and payroll taxes, net of current portion	300,000	-	-	300,000	-	-	-	-
Due to City of New York, net of current portion	2,090,713	51,328	-	2,142,041	61,690	-	-	61,690
Long-term pension, net of current portion	5,026,936	42,358	-	5,069,294	2,514,409	61,830	-	2,576,239
Postemp loymt benefits obligation, other than pension, net of current portion	10,873,399	1,160,033	(666,145)	11,367,287	4,622,435	41,249	-	4,663,684
Total liabilities	310,683	7,706	-	318,389	10,698,254	838,998	(366,068)	11,171,184
Deferred outflows of resources	408,912	2,829	-	411,741	-	-	-	-
Net differences between projected and actual earnings on pension plan investments and other changes, net	11,592,964	1,170,578	(666,145)	12,097,437	684,300	10,159	-	694,459
in postemp loymt benefits obligation, other than pension					11,382,554	849,157	(366,068)	11,865,643
Net position								
Restricted	2,545,082	5,909	-	2,550,991	2,553,374	6,315	-	2,559,689
For debt service	136,059	-	-	136,059	138,854	-	-	138,854
Expendable for specific operating activities	9,117	-	-	9,117	13,537	-	-	13,537
Nonexpendable permanent endowments	928	-	-	928	928	-	-	928
For statutory reserve requirements	(8,229,373)	372,135	-	(7,857,238)	(8,063,214)	347,342	-	(7,715,872)
Unrestricted	(5,538,187)	544,203	-	(4,993,984)	(5,572,516)	570,844	-	(5,001,672)
Total net deficit position	6,054,807	1,714,781	(666,145)	7,103,443	5,805,498	1,420,061	(366,068)	6,859,131

NEW YORK CITY HEALTH AND HOSPITALS CORPORATION
(A Component Unit of The City of New York)
Statements of Revenue, Expenses, and Changes in Net Position
For the years June 30, 2018 and 2017
(In thousands)

	2018				2017			
	Business-type Activities - HHC	Discretely Presented Component Unit - MetroPlus	Eliminations	Total	Business-type Activities - HHC	Discretely Presented Component Unit - MetroPlus	Eliminations	Total
OPERATING REVENUE								
Net patient service revenue	\$ 6,216,713	\$ -	\$ (1,037,499)	\$ 5,179,214	\$ 5,611,114	\$ -	\$ (741,688)	\$ 4,869,426
Appropriations from City of New York, net	787,331	-	-	787,331	723,425	-	-	723,425
Premium revenue	-	3,332,526	(32,981)	3,299,545	-	3,018,676	(28,864)	2,989,812
Grants revenue	651,966	928	-	652,894	863,808	960	-	864,768
Other revenue	104,981	5,198	-	110,179	95,287	8,223	-	103,510
Total operating revenue	<u>7,760,991</u>	<u>3,338,652</u>	<u>(1,070,480)</u>	<u>10,029,163</u>	<u>7,293,634</u>	<u>3,027,859</u>	<u>(770,552)</u>	<u>9,550,941</u>
OPERATING EXPENSES								
Personal services	3,070,082	83,289	-	3,153,371	2,753,026	78,712	-	2,831,738
Other than personal services	1,789,369	3,239,540	(1,037,499)	3,991,410	1,842,665	2,868,589	(741,688)	3,969,566
Fringe benefits and employer payroll taxes	841,106	24,851	(32,981)	832,976	875,313	19,945	(28,864)	866,394
Pension	394,420	9,781	-	404,201	426,325	10,445	-	436,770
Postemployment benefits, other than pension	337,745	8,375	-	346,120	289,166	7,384	-	296,550
Affiliation contracted services	1,076,202	-	-	1,076,202	1,069,545	-	-	1,069,545
Depreciation	309,574	2,530	-	312,104	310,325	2,446	-	312,771
Total operating expenses	<u>7,818,498</u>	<u>3,368,366</u>	<u>(1,070,480)</u>	<u>10,116,384</u>	<u>7,566,365</u>	<u>2,987,521</u>	<u>(770,552)</u>	<u>9,783,334</u>
Operating (loss) income	<u>(57,507)</u>	<u>(29,714)</u>	<u>-</u>	<u>(87,221)</u>	<u>(272,731)</u>	<u>40,338</u>	<u>-</u>	<u>(232,393)</u>
NONOPERATING REVENUE (EXPENSES)								
Investment (loss) income	2,673	3,075	-	5,748	(143)	(962)	-	(1,105)
Interest expense	(120,759)	(2)	-	(120,761)	(116,653)	-	-	(116,653)
Contributions restricted for specific operating activities	4,739	-	-	4,739	802	-	-	802
Total nonoperating (expenses) revenue, net	<u>(113,347)</u>	<u>3,073</u>	<u>-</u>	<u>(110,274)</u>	<u>(115,994)</u>	<u>(962)</u>	<u>-</u>	<u>(116,956)</u>
(Loss) income before other changes in net position	<u>(170,854)</u>	<u>(26,641)</u>	<u>-</u>	<u>(197,495)</u>	<u>(388,725)</u>	<u>39,376</u>	<u>-</u>	<u>(349,349)</u>
OTHER CHANGES IN NET POSITION								
Capital contributions funded by City of New York, net	126,126	-	-	126,126	135,395	-	-	135,395
Capital contributions funded by grantors and donors	83,897	-	-	83,897	20,385	-	-	20,385
Total other changes in net position	<u>210,023</u>	<u>-</u>	<u>-</u>	<u>210,023</u>	<u>155,780</u>	<u>-</u>	<u>-</u>	<u>155,780</u>
(Decrease) increase in net position	<u>39,169</u>	<u>(26,641)</u>	<u>-</u>	<u>12,528</u>	<u>(232,945)</u>	<u>39,376</u>	<u>-</u>	<u>(193,569)</u>
Net deficit position at beginning of period	<u>(5,577,356)</u>	<u>570,844</u>	<u>-</u>	<u>(5,006,512)</u>	<u>(5,344,411)</u>	<u>531,468</u>	<u>-</u>	<u>(4,812,943)</u>
Net deficit position at end of period	<u>\$ (5,538,187)</u>	<u>\$ 544,203</u>	<u>\$ -</u>	<u>\$ (4,993,984)</u>	<u>\$ (5,577,356)</u>	<u>\$ 570,844</u>	<u>\$ -</u>	<u>\$ (5,006,512)</u>

Highland Hospital of Rochester and Subsidiaries
Consolidated Balance Sheets
June 30, 2018 and 2017

	2018	2017
Assets		
Current assets		
Cash and cash equivalents	\$ 39,336,134	\$ 43,955,511
Short-term investments	102,581,520	92,242,764
Patient accounts receivable, net of estimated uncollectibles of \$19,522,806 and \$7,629,531, respectively	32,331,676	31,734,405
Other receivables, net	5,304,510	4,124,583
Affiliate receivables	11,623,274	9,153,886
Pledges receivable, net	494,565	181,938
Supplies, at lower of cost or market	6,811,711	5,742,893
Prepaid expenses	1,935,479	1,776,143
Insurance claims receivable - current	1,821,983	1,731,015
Estimated third-party payor settlements	2,823,397	-
Total current assets	<u>205,064,249</u>	<u>190,643,138</u>
Assets whose use is limited	3,218,423	7,939,910
Affiliate receivable	2,601,386	-
Trusts receivable	204,354	178,409
Pledges receivable, net	1,190,693	315,036
Insurance claims receivable	5,239,088	5,798,913
Investments held for long-term purposes	8,505,797	7,943,026
Investments held in perpetuity by others	1,808,660	1,793,521
Property and equipment, net	172,753,440	165,382,569
Other noncurrent assets	3,319,821	3,163,149
Total assets	<u>\$ 403,905,911</u>	<u>\$ 383,157,671</u>
Liabilities and Net Assets		
Current liabilities		
Current installments of long-term debt	\$ 1,651,376	\$ 1,596,376
Accounts payable and accrued expenses	23,021,500	24,864,240
Affiliate payables	9,313,578	3,932,982
Accrued payroll and payroll taxes	2,974,278	2,421,112
Accrued vacation and compensated absences	6,497,801	6,068,808
Estimated professional liability costs	1,821,983	1,731,015
Estimated third-party payor settlements	-	63,461
Accrued workers compensation liability	507,500	707,605
Total current liabilities	<u>45,788,016</u>	<u>41,385,599</u>
Accrued pension liability	73,697,161	92,291,636
Estimated professional liability costs	6,624,245	6,454,613
Estimated third-party payor settlements	6,398,130	9,202,166
Accrued workers compensation liability	5,899,150	7,902,285
Long-term debt	44,303,997	45,886,118
Asset retirement obligation	1,103,497	1,337,619
Total liabilities	<u>183,814,196</u>	<u>204,460,036</u>
Commitments and contingencies		
Net assets		
Unrestricted	209,745,218	169,897,031
Temporarily restricted	6,903,203	5,381,705
Permanently restricted	3,443,294	3,418,899
Total net assets	<u>220,091,715</u>	<u>178,697,635</u>
Total liabilities and net assets	<u>\$ 403,905,911</u>	<u>\$ 383,157,671</u>

Highland Hospital of Rochester and Subsidiaries Consolidated Statements of Operations and Changes in Net Assets Years Ending June 30, 2018 and 2017

	2018	2017
Unrestricted net assets		
Revenue		
Net patient service revenue	\$ 368,071,158	\$ 338,698,956
Provision for bad debts	<u>(12,832,699)</u>	<u>(7,609,814)</u>
Net patient service revenue	355,238,459	331,089,142
Other revenue	39,576,754	37,265,637
Net assets released from restriction - operations	<u>379,450</u>	<u>219,737</u>
Total unrestricted revenue	<u>395,194,663</u>	<u>368,574,516</u>
Expenses		
Salaries	178,312,883	162,480,208
Benefits	49,519,009	51,493,876
Pharmaceutical and medical supplies	71,139,003	68,833,790
Professional and contract services	16,789,725	14,589,639
Interest	1,768,311	1,252,320
Depreciation, accretion and amortization	21,470,844	20,420,613
Other expenses	<u>39,013,162</u>	<u>34,690,482</u>
Total expenses	<u>378,012,937</u>	<u>353,760,928</u>
Income from operations	17,181,726	14,813,588
Investment income	<u>1,326,883</u>	<u>1,374,697</u>
Excess of revenues over expenses	18,508,609	16,188,285
Other changes		
Pension related benefit other than net periodic pension cost	21,571,630	32,656,632
Net assets released from restriction-capital	587,495	224,386
Transfer to affiliates	<u>(819,547)</u>	<u>(319,542)</u>
Increase in unrestricted net assets	<u>39,848,187</u>	<u>48,749,761</u>
Temporarily restricted net assets		
Contributions	2,036,531	790,240
Investment income	351,593	334,926
Net unrealized gain on investments	100,319	305,421
Net assets released from restriction	<u>(966,945)</u>	<u>(444,123)</u>
Increase in temporarily restricted net assets	<u>1,521,498</u>	<u>986,464</u>
Permanently restricted net assets		
Contributions	26	50
Net unrealized gain on investments	<u>24,369</u>	<u>273,637</u>
Increase in permanently restricted net assets	<u>24,395</u>	<u>273,687</u>
Change in net assets	41,394,080	50,009,912
Net assets		
Beginning of year	<u>178,697,635</u>	<u>128,687,723</u>
End of year	<u>\$ 220,091,715</u>	<u>\$ 178,697,635</u>

Northwell Health, Inc.

Consolidated Statements of Financial Position
(In Thousands)

	December 31	
	2018	2017
Assets		
Current assets:		
Cash and cash equivalents	\$ 538,964	\$ 399,856
Short-term investments	2,581,695	2,689,489
Accounts receivable for services to patients, net	1,130,325	1,094,584
Accounts receivable for physician activities, net	205,422	149,504
Pledges receivable, current portion	67,590	63,459
Insurance claims receivable, current portion	54,877	78,468
Other current assets	326,685	288,197
Total current assets	4,905,558	4,763,557
Long-term investments	2,066,327	2,279,855
Pledges receivable, net of current portion	99,146	126,263
Property, plant and equipment, net	5,392,562	4,934,215
Insurance claims receivable, net of current portion	182,426	181,869
Other assets	390,963	283,229
Total assets	\$ 13,036,982	\$ 12,568,988
Liabilities and net assets		
Current liabilities:		
Short-term borrowings	\$ 103,500	\$ 110,608
Accounts payable and accrued expenses	979,100	998,686
Accrued salaries and related benefits	891,525	732,536
Current portion of capital lease obligations	6,720	3,742
Current portion of long-term debt	55,469	48,844
Current portion of insurance claims liability	54,877	78,468
Current portion of malpractice and other insurance liabilities	175,728	134,488
Current portion of estimated payables to third-party payers	270,578	358,518
Total current liabilities	2,537,497	2,465,890
Accrued retirement benefits, net of current portion	1,041,936	948,994
Capital lease obligations, net of current portion	177,449	171,873
Long-term debt, net of current portion	3,199,039	3,220,283
Insurance claims liability, net of current portion	182,426	181,869
Malpractice and other insurance liabilities, net of current portion	1,220,562	1,057,325
Other long-term liabilities	694,538	576,696
Total liabilities	9,053,447	8,622,930
Commitments and contingencies		
Net assets:		
Without donor restrictions	3,344,826	3,315,111
With donor restrictions	638,709	630,947
Total net assets	3,983,535	3,946,058
Total liabilities and net assets	\$ 13,036,982	\$ 12,568,988

Northwell Health, Inc.

Consolidated Statements of Operations
(In Thousands)

	Year Ended December 31	
	2018	2017
Operating revenue:		
Net patient service revenue	\$ 8,762,122	\$ 7,784,115
Physician practice revenue	1,854,861	1,471,198
Total patient revenue	10,616,983	9,255,313
Other operating revenue	826,999	653,082
Net assets released from restrictions used for operations	63,021	61,375
	<u>11,507,003</u>	<u>9,969,770</u>
Operating expenses:		
Salaries	5,851,950	5,212,002
Employee benefits	1,347,618	1,230,621
Supplies and expenses	3,530,160	2,841,508
Depreciation and amortization	474,509	431,497
Interest	146,660	129,509
	<u>11,350,897</u>	<u>9,845,137</u>
Excess of operating revenue over operating expenses, excluding Health Insurance Companies	<u>156,106</u>	<u>124,633</u>
Health Insurance Companies operating revenue	58,909	828,077
Health Insurance Companies operating expenses	80,620	971,447
Health Insurance Companies excess of operating expenses over operating revenue	(21,711)	(143,370)
Total excess (deficiency) of operating revenue over operating expenses	<u>134,395</u>	<u>(18,737)</u>
Non-operating gains and losses:		
Investment income	130,096	109,051
Change in net unrealized gains and losses and change in value of equity method investments	(328,931)	281,520
Change in fair value of interest rate swap agreements designated as derivative instruments	433	-
Non-operating net periodic benefit cost	(12,862)	(27,863)
Loss on refunding of long-term debt	-	(42,619)
Contribution received in the acquisition of John T. Mather Memorial Hospital	75,819	-
Gain on sale of property	65,723	-
Other non-operating gains and losses	(41,779)	(7,107)
Total non-operating gains and losses	<u>(111,501)</u>	<u>312,982</u>
Excess of revenue and gains and losses over expenses	22,894	294,245
Net assets released from restrictions for capital asset acquisitions	44,170	32,516
Change in fair value of interest rate swap agreements designated as cash flow hedges	1,279	2,218
Pension and other postretirement liability adjustments	(31,190)	(36,130)
Other changes in net assets	(7,438)	(5,681)
Increase in net assets without donor restrictions	<u>\$ 29,715</u>	<u>\$ 287,168</u>

Northwell Health, Inc.

Consolidated Statements of Financial Position
March 31, 2019 and December 31, 2018 (In Thousands)

	(Unaudited) March 31, 2019	(Audited) December 31, 2018
Assets		
Current assets:		
Cash and cash equivalents	\$ 482,563	\$ 538,964
Short-term investments	2,745,108	2,581,695
Accounts receivable for services to patients, net	1,206,108	1,130,325
Accounts receivable for physician activities, net	222,862	205,422
Pledges receivable, current portion	60,398	67,590
Insurance claims receivable, current portion	54,877	54,877
Other current assets	369,172	326,685
Total current assets	5,141,088	4,905,558
Long-term investments	2,140,135	2,066,327
Pledges receivable, net of current portion	94,260	99,146
Property, plant and equipment, net	5,443,711	5,392,562
Right-of-use assets – operating leases	845,819	-
Insurance claims receivable, net of current portion	182,426	182,426
Other assets	398,259	390,963
Total assets	\$ 14,245,698	\$ 13,036,982
Liabilities and net assets		
Current liabilities:		
Short-term borrowings	\$ 101,750	\$ 103,500
Accounts payable and accrued expenses	1,011,642	979,100
Accrued salaries and related benefits	931,425	891,525
Current portion of operating lease obligations	115,831	-
Current portion of finance lease obligations	6,786	6,720
Current portion of long-term debt	54,980	55,469
Current portion of insurance claims liability	54,877	54,877
Current portion of malpractice and other insurance liabilities	175,728	175,728
Current portion of estimated payables to third-party payers	289,678	270,578
Total current liabilities	2,742,697	2,537,497
Accrued retirement benefits, net of current portion	1,057,837	1,041,936
Operating lease obligations, net of current portion	757,981	-
Finance lease obligations, net of current portion	176,746	177,449
Long-term debt, net of current portion	3,194,830	3,199,039
Insurance claims liability, net of current portion	182,426	182,426
Malpractice and other insurance liabilities, net of current portion	1,267,690	1,220,562
Other long-term liabilities	666,255	694,538
Total liabilities	10,046,462	9,053,447
Commitments and contingencies		
Net assets:		
Without donor restrictions	3,548,787	3,344,826
With donor restrictions	650,449	638,709
Total net assets	4,199,236	3,983,535
Total liabilities and net assets	\$ 14,245,698	\$ 13,036,982

Northwell Health, Inc.

Consolidated Statements of Operations
For the Three Months Ended March 31, 2019 and 2018 (In Thousands)

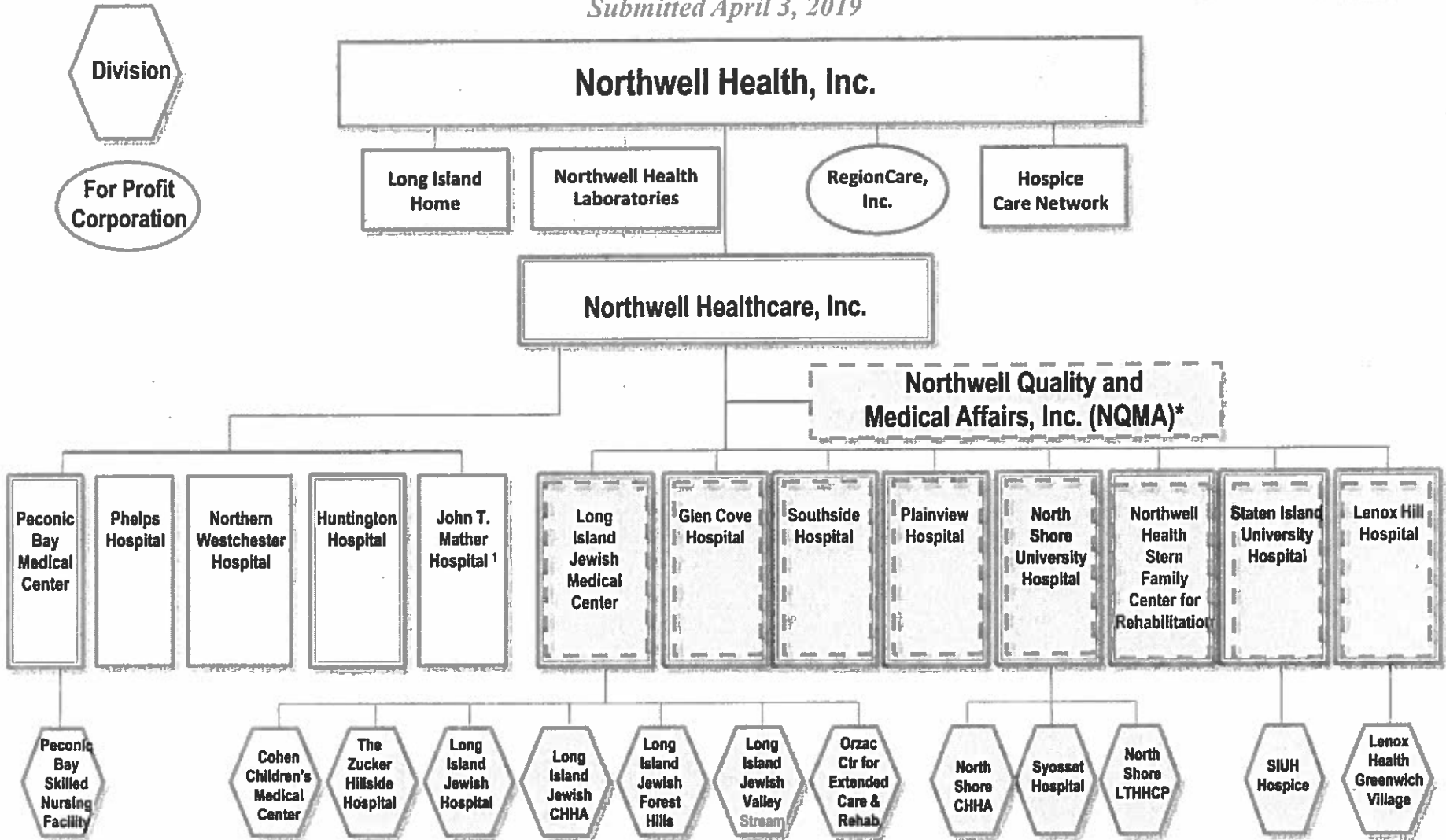
	(Unaudited) 2019	(Unaudited) 2018
Operating revenue:		
Net patient service revenue	\$ 2,256,359	\$ 2,089,046
Physician practice revenue	482,932	433,687
Total patient revenue	<u>2,739,291</u>	<u>2,522,733</u>
Other operating revenue	194,549	180,373
Net assets released from restrictions used for operations	15,268	16,108
	<u>2,949,108</u>	<u>2,719,214</u>
Operating expenses:		
Salaries	1,536,848	1,420,138
Employee benefits	364,554	348,037
Supplies and expenses	905,240	818,038
Depreciation and amortization	126,330	123,468
Interest	35,793	35,800
	<u>2,968,765</u>	<u>2,745,481</u>
Excess of operating expenses over operating revenue, excluding Health Insurance Companies	<u>(19,657)</u>	<u>(26,267)</u>
Health Insurance Companies operating revenue	727	42,015
Health Insurance Companies operating expenses	727	42,015
Health Insurance Companies excess of operating revenue over operating expenses	-	-
Total excess of operating expenses over operating revenue	<u>(19,657)</u>	<u>(26,267)</u>
Non-operating gains and losses:		
Investment income	45,386	53,452
Change in net unrealized gains and losses and change in value of equity method investments	194,813	(41,337)
Change in fair value of interest rate swap agreements designated as derivative instruments	(206)	389
Non-operating net periodic benefit cost	(4,268)	(5,108)
Contribution received in the acquisition of John T. Mather Memorial Hospital	-	92,804
Other non-operating gains and losses	(14,946)	(3,855)
Total non-operating gains and losses	<u>220,779</u>	<u>96,345</u>
Excess of revenue and gains and losses over expenses	201,122	70,078
Net assets released from restrictions for capital asset acquisitions	5,409	709
Change in fair value of interest rate swap agreements designated as cash flow hedges	(332)	975
Other changes in net assets	(2,238)	(1,799)
Increase in net assets without donor restriction	<u>\$ 203,961</u>	<u>\$ 69,963</u>

Not-for-Profit Corporation

Northwell Health, Inc.
Proposed Co-operator Table of Organization

Entities Delegating Authority to NQMA*

Submitted April 3, 2019



¹ Northwell Healthcare, Inc. is the proposed Active Parent and Co-operator pending DOH approval of CON# 182124-E

Northwell Health, Inc.

Consolidated Statements of Financial Position
(In Thousands)

	December 31	
	2018	2017
Assets		
Current assets:		
Cash and cash equivalents	\$ 538,964	\$ 399,856
Short-term investments	2,581,695	2,689,489
Accounts receivable for services to patients, net	1,130,325	1,094,584
Accounts receivable for physician activities, net	205,422	149,504
Pledges receivable, current portion	67,590	63,459
Insurance claims receivable, current portion	54,877	78,468
Other current assets	326,685	288,197
Total current assets	4,905,558	4,763,557
Long-term investments	2,066,327	2,279,855
Pledges receivable, net of current portion	99,146	126,263
Property, plant and equipment, net	5,392,562	4,934,215
Insurance claims receivable, net of current portion	182,426	181,869
Other assets	390,963	283,229
Total assets	\$ 13,036,982	\$ 12,568,988
Liabilities and net assets		
Current liabilities:		
Short-term borrowings	\$ 103,500	\$ 110,608
Accounts payable and accrued expenses	979,100	998,686
Accrued salaries and related benefits	891,525	732,536
Current portion of capital lease obligations	6,720	3,742
Current portion of long-term debt	55,469	48,844
Current portion of insurance claims liability	54,877	78,468
Current portion of malpractice and other insurance liabilities	175,728	134,488
Current portion of estimated payables to third-party payers	270,578	358,518
Total current liabilities	2,537,497	2,465,890
Accrued retirement benefits, net of current portion	1,041,936	948,994
Capital lease obligations, net of current portion	177,449	171,873
Long-term debt, net of current portion	3,199,039	3,220,283
Insurance claims liability, net of current portion	182,426	181,869
Malpractice and other insurance liabilities, net of current portion	1,220,562	1,057,325
Other long-term liabilities	694,538	576,696
Total liabilities	9,053,447	8,622,930
Commitments and contingencies		
Net assets:		
Without donor restrictions	3,344,826	3,315,111
With donor restrictions	638,709	630,947
Total net assets	3,983,535	3,946,058
Total liabilities and net assets	\$ 13,036,982	\$ 12,568,988

Northwell Health, Inc.

Consolidated Statements of Operations
(In Thousands)

	Year Ended December 31	
	2018	2017
Operating revenue:		
Net patient service revenue	\$ 8,762,122	\$ 7,784,115
Physician practice revenue	1,854,861	1,471,198
Total patient revenue	10,616,983	9,255,313
Other operating revenue	826,999	653,082
Net assets released from restrictions used for operations	63,021	61,375
	<u>11,507,003</u>	<u>9,969,770</u>
Operating expenses:		
Salaries	5,851,950	5,212,002
Employee benefits	1,347,618	1,230,621
Supplies and expenses	3,530,160	2,841,508
Depreciation and amortization	474,509	431,497
Interest	146,660	129,509
	<u>11,350,897</u>	<u>9,845,137</u>
Excess of operating revenue over operating expenses, excluding Health Insurance Companies	<u>156,106</u>	<u>124,633</u>
Health Insurance Companies operating revenue	58,909	828,077
Health Insurance Companies operating expenses	80,620	971,447
Health Insurance Companies excess of operating expenses over operating revenue	(21,711)	(143,370)
Total excess (deficiency) of operating revenue over operating expenses	<u>134,395</u>	<u>(18,737)</u>
Non-operating gains and losses:		
Investment income	130,096	109,051
Change in net unrealized gains and losses and change in value of equity method investments	(328,931)	281,520
Change in fair value of interest rate swap agreements designated as derivative instruments	433	-
Non-operating net periodic benefit cost	(12,862)	(27,863)
Loss on refunding of long-term debt	-	(42,619)
Contribution received in the acquisition of John T. Mather Memorial Hospital	75,819	-
Gain on sale of property	65,723	-
Other non-operating gains and losses	(41,779)	(7,107)
Total non-operating gains and losses	<u>(111,501)</u>	<u>312,982</u>
Excess of revenue and gains and losses over expenses	22,894	294,245
Net assets released from restrictions for capital asset acquisitions	44,170	32,516
Change in fair value of interest rate swap agreements designated as cash flow hedges	1,279	2,218
Pension and other postretirement liability adjustments	(31,190)	(36,130)
Other changes in net assets	(7,438)	(5,681)
Increase in net assets without donor restrictions	<u>\$ 29,715</u>	<u>\$ 287,168</u>

Northwell Health, Inc.

Consolidated Statements of Financial Position
March 31, 2019 and December 31, 2018 (In Thousands)

	(Unaudited) March 31, 2019	(Audited) December 31, 2018
Assets		
Current assets:		
Cash and cash equivalents	\$ 482,563	\$ 538,964
Short-term investments	2,745,108	2,581,695
Accounts receivable for services to patients, net	1,206,108	1,130,325
Accounts receivable for physician activities, net	222,862	205,422
Pledges receivable, current portion	60,398	67,590
Insurance claims receivable, current portion	54,877	54,877
Other current assets	369,172	326,685
Total current assets	5,141,088	4,905,558
Long-term investments	2,140,135	2,066,327
Pledges receivable, net of current portion	94,260	99,146
Property, plant and equipment, net	5,443,711	5,392,562
Right-of-use assets – operating leases	845,819	-
Insurance claims receivable, net of current portion	182,426	182,426
Other assets	398,259	390,963
Total assets	\$ 14,245,698	\$ 13,036,982
Liabilities and net assets		
Current liabilities:		
Short-term borrowings	\$ 101,750	\$ 103,500
Accounts payable and accrued expenses	1,011,642	979,100
Accrued salaries and related benefits	931,425	891,525
Current portion of operating lease obligations	115,831	-
Current portion of finance lease obligations	6,786	6,720
Current portion of long-term debt	54,980	55,469
Current portion of insurance claims liability	54,877	54,877
Current portion of malpractice and other insurance liabilities	175,728	175,728
Current portion of estimated payables to third-party payers	289,678	270,578
Total current liabilities	2,742,697	2,537,497
Accrued retirement benefits, net of current portion	1,057,837	1,041,936
Operating lease obligations, net of current portion	757,981	-
Finance lease obligations, net of current portion	176,746	177,449
Long-term debt, net of current portion	3,194,830	3,199,039
Insurance claims liability, net of current portion	182,426	182,426
Malpractice and other insurance liabilities, net of current portion	1,267,690	1,220,562
Other long-term liabilities	666,255	694,538
Total liabilities	10,046,462	9,053,447
Commitments and contingencies		
Net assets:		
Without donor restrictions	3,548,787	3,344,826
With donor restrictions	650,449	638,709
Total net assets	4,199,236	3,983,535
Total liabilities and net assets	\$ 14,245,698	\$ 13,036,982

Northwell Health, Inc.

Consolidated Statements of Operations
For the Three Months Ended March 31, 2019 and 2018 (In Thousands)

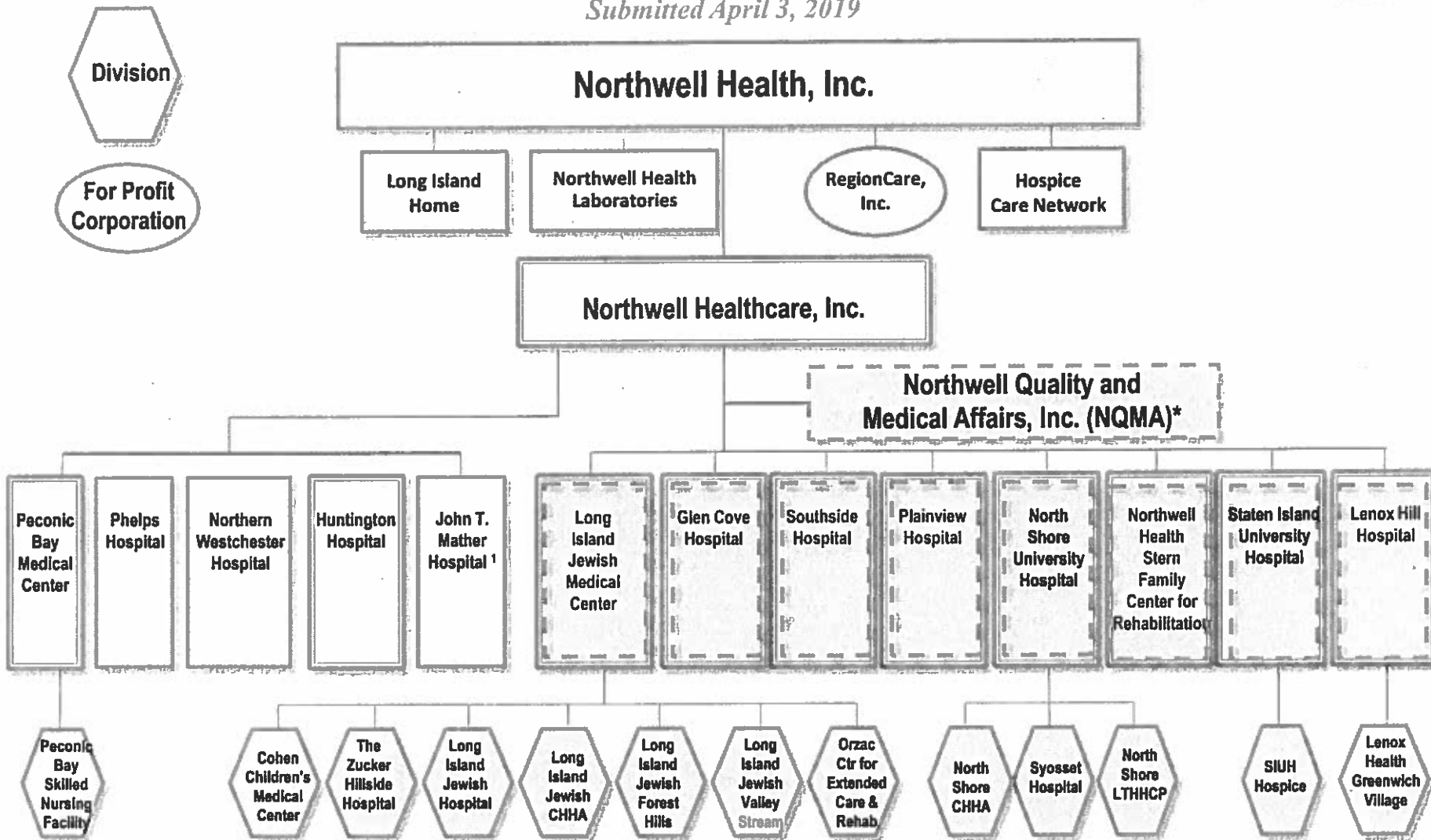
	(Unaudited) 2019	(Unaudited) 2018
Operating revenue:		
Net patient service revenue	\$ 2,256,359	\$ 2,089,046
Physician practice revenue	482,932	433,687
Total patient revenue	<u>2,739,291</u>	<u>2,522,733</u>
Other operating revenue	194,549	180,373
Net assets released from restrictions used for operations	15,268	16,108
	<u>2,949,108</u>	<u>2,719,214</u>
Operating expenses:		
Salaries	1,536,848	1,420,138
Employee benefits	364,554	348,037
Supplies and expenses	905,240	818,038
Depreciation and amortization	126,330	123,468
Interest	35,793	35,800
	<u>2,968,765</u>	<u>2,745,481</u>
Excess of operating expenses over operating revenue, excluding Health Insurance Companies	<u>(19,657)</u>	<u>(26,267)</u>
Health Insurance Companies operating revenue	727	42,015
Health Insurance Companies operating expenses	727	42,015
Health Insurance Companies excess of operating revenue over operating expenses	-	-
Total excess of operating expenses over operating revenue	<u>(19,657)</u>	<u>(26,267)</u>
Non-operating gains and losses:		
Investment income	45,386	53,452
Change in net unrealized gains and losses and change in value of equity method investments	194,813	(41,337)
Change in fair value of interest rate swap agreements designated as derivative instruments	(206)	389
Non-operating net periodic benefit cost	(4,268)	(5,108)
Contribution received in the acquisition of John T. Mather Memorial Hospital	-	92,804
Other non-operating gains and losses	(14,946)	(3,855)
Total non-operating gains and losses	<u>220,779</u>	<u>96,345</u>
Excess of revenue and gains and losses over expenses	201,122	70,078
Net assets released from restrictions for capital asset acquisitions	5,409	709
Change in fair value of interest rate swap agreements designated as cash flow hedges	(332)	975
Other changes in net assets	(2,238)	(1,799)
Increase in net assets without donor restriction	<u>\$ 203,961</u>	<u>\$ 69,963</u>

Not-for-Profit Corporation

Northwell Health, Inc. Proposed Co-operator Table of Organization

Entities Delegating Authority to NQMA*

Submitted April 3, 2019



¹ Northwell Healthcare, Inc. is the proposed Active Parent and Co-operator pending DOH approval of CON# 182124-E

ST. ANN'S OF GREATER ROCHESTER, INC. AND CONTROLLED ENTITIES

CONSOLIDATING SUPPLEMENTARY SCHEDULE - STATEMENT OF FINANCIAL POSITION
DECEMBER 31, 2018

	Obligated Group			Eliminating Entries	Obligated Group Total	SAGRI	Chapel Oaks	Foundation	Eliminating Entries	Consolidated Total
	Cherry Ridge	Home	Care Center							
ASSETS										
CURRENT ASSETS:										
Cash and cash equivalents	\$ 662,815	\$ 1,682,067	\$ 2,380,600	\$ -	\$ 4,725,482	\$ -	\$ 307,972	\$ 3,651,784	\$ -	\$ 8,685,238
Resident accounts receivable - net	79,638	6,400,323	834,522	-	7,314,483	-	3,313	-	-	7,317,796
Pledges receivable - current portion	-	-	-	-	-	-	-	397,054	-	397,054
Other accounts receivable	-	332,568	-	-	332,568	100,000	-	20,453	-	453,021
Due from third party payors - current portion	-	-	682,825	-	682,825	-	-	-	-	682,825
Related party loan receivable - current portion	-	226,008	114,467	(340,475)	-	-	-	127,185	(127,185)	-
Due from related parties	-	1,042,913	1,491,250	(364,876)	2,169,287	-	-	-	(2,169,287)	-
Prepaid expenses and other current assets	76,758	1,951,362	27,879	-	2,055,999	61,504	22,065	8,723	-	2,148,291
Total current assets	819,211	11,635,241	5,531,543	(705,351)	17,280,644	161,504	333,350	4,205,199	(2,296,472)	19,684,225
PROPERTY AND EQUIPMENT, net	26,184,146	41,783,941	11,533,887	-	79,501,974	-	12,445,622	3,852	-	91,951,448
OTHER ASSETS:										
Entrance fee and security deposits	4,588,975	-	-	-	4,588,975	-	342,428	-	-	4,931,403
Investments	1,018,838	18,952,853	15,700,702	-	35,672,393	4,249,298	2,394,322	39,450,758	-	81,766,771
Other investments	-	613,159	-	-	613,159	-	-	-	-	613,159
Pledges receivable - net of current portion	-	-	-	-	-	-	-	800,782	-	800,782
Due from third-party payors - net of current portion	-	97,034	66,619	-	163,653	-	-	-	-	163,653
Related party loan receivable - net of current portion	-	2,668,315	1,351,426	(4,019,741)	-	-	-	1,501,585	(1,501,585)	-
Due from related parties - pension contributions	-	506,218	-	(392,651)	113,567	-	-	-	(113,567)	-
Beneficial interest in remainder trusts	-	708,873	175,755	-	884,628	-	-	-	-	884,628
Beneficial interest in perpetual trusts	-	372,868	-	-	372,868	-	-	2,101,111	-	2,473,979
Interest in net assets of Foundation	12,782	2,645,970	31,676	-	2,690,428	-	-	-	(2,690,428)	-
Investments - equity method	-	1,701,292	-	-	1,701,292	17,959	-	-	-	1,719,251
Total other assets	5,620,595	28,266,582	17,326,178	(4,412,392)	46,800,963	4,267,257	2,736,750	43,854,236	(4,305,580)	93,353,626
Total assets	\$ 32,623,952	\$ 81,685,764	\$ 34,391,608	\$ (5,117,743)	\$ 143,583,581	\$ 4,428,761	\$ 15,515,722	\$ 48,063,287	\$ (6,602,052)	\$ 204,989,299

CON #191203
BFA Attachment A

Schedule II

ST. ANN'S OF GREATER ROCHESTER, INC. AND CONTROLLED ENTITIES

CONSOLIDATING SUPPLEMENTARY SCHEDULE - STATEMENT OF FINANCIAL POSITION
DECEMBER 31, 2018

	Obligated Group			Eliminating Entries	Obligated Group Total	SAGRI	Chapel Oaks	Foundation	Eliminating Entries	Consolidated Total
	Cherry Ridge	Home	Care Center							
LIABILITIES AND NET ASSETS (DEFICIT)										
CURRENT LIABILITIES:										
Accounts payable	\$ 390,902	\$ 1,756,437	\$ 133,411	\$ -	\$ 2,280,750	\$ -	\$ 87,808	\$ 4,186	\$ -	\$ 2,372,744
Accrued expenses	516,256	5,562,742	550,497	-	6,629,495	-	170,233	80,900	-	6,880,628
Debt - current portion	780,369	833,765	468,134	-	2,082,268	-	669,908	-	-	2,752,176
Loans payable to related parties - current portion	467,660	-	-	(340,475)	127,185	-	-	-	(127,185)	-
Due to third-party payors - current portion	-	360,819	10,533	-	371,352	-	-	-	-	371,352
Due to related parties	983,846	-	-	(364,876)	618,970	871,748	273,542	405,027	(2,169,287)	-
Deferred revenue	-	407,666	-	-	407,666	-	56,289	-	-	463,955
Total current liabilities	3,139,033	8,921,429	1,162,575	(705,351)	12,517,686	871,748	1,257,780	490,113	(2,296,472)	12,840,855
LONG-TERM LIABILITIES:										
Debt - net	23,689,628	25,267,909	14,192,437	-	63,149,974	-	5,159,201	-	-	68,309,175
Charitable gift annuity obligations	-	-	-	-	-	-	-	63,884	-	63,884
Loans payable to related parties - net of current portion	5,521,326	-	-	(4,019,741)	1,501,585	-	-	-	(1,501,585)	-
Accrued pension cost	218,730	22,078,715	173,921	(392,651)	22,078,715	-	83,146	30,420	(113,567)	22,078,714
Due to third-party payors - net of current portion	-	139,408	118,522	-	257,930	-	-	-	-	257,930
Refundable fees and deposits	3,522,000	-	-	-	3,522,000	-	-	-	-	3,522,000
Deferred revenues from entrance fees	600,079	-	-	-	600,079	-	-	-	-	600,079
Deferred revenue	58,956	-	-	-	58,956	-	-	-	-	58,956
Security deposits	644,997	-	-	-	644,997	-	342,356	-	-	987,353
Fair value of derivative financial instruments	109,747	116,915	65,723	-	292,385	-	78,940	-	-	371,325
Deferred compensation	-	613,159	-	-	613,159	-	-	-	-	613,159
Other accrued liabilities	-	106,191	11,799	-	117,990	-	-	-	-	117,990
Total long-term liabilities	34,365,463	48,322,297	14,562,402	(4,412,392)	92,837,770	-	5,663,643	94,304	(1,615,152)	96,980,565
Total liabilities	37,504,496	57,243,726	15,724,977	(5,117,743)	105,355,456	871,748	6,921,423	584,417	(3,911,624)	109,821,420
NET ASSETS (DEFICIT):										
Without donor restrictions	(4,893,326)	13,556,056	18,459,200	-	27,121,930	3,557,013	8,594,299	29,957,786	121,683	69,352,711
With donor restrictions	12,782	10,885,982	207,431	-	11,106,195	-	-	17,521,084	(2,812,111)	25,815,168
Total net assets (deficit)	(4,880,544)	24,442,038	18,666,631	-	38,228,125	3,557,013	8,594,299	47,478,870	(2,690,428)	95,167,879
Total liabilities and net assets (deficit)	\$ 32,623,952	\$ 81,685,764	\$ 34,391,608	\$ (5,117,743)	\$ 143,583,581	\$ 4,428,761	\$ 15,515,722	\$ 48,063,287	\$ (6,602,052)	\$ 204,989,299

ST. ANN'S OF GREATER ROCHESTER, INC. AND CONTROLLED ENTITIES

CONSOLIDATING SUPPLEMENTAL SCHEDULE - STATEMENT OF ACTIVITIES
FOR THE YEAR ENDED DECEMBER 31, 2018

	Obligated Group			Eliminating Entries	Obligated	SAGRI	Chapel Oaks	Foundation	Eliminating Entries	Consolidated Total
	Cherry Ridge	Home	Care Center		Group Total					
OPERATING REVENUE AND OTHER SUPPORT:										
Net resident service revenue	\$ 8,756,254	\$ 51,526,565	\$ 10,458,932	\$ -	\$ 70,741,751	\$ -	\$ 3,896,810	\$ -	\$ -	\$ 74,638,561
Prior year revenue	-	964,959	854,560	-	1,819,519	-	-	-	-	1,819,519
Total net resident service revenue	8,756,254	52,491,524	11,313,492	-	72,561,270	-	3,896,810	-	-	76,458,080
Contributions	-	-	-	-	-	-	-	520,515	-	520,515
Foundation operating support	-	-	-	-	-	-	-	937,268	-	937,268
Other operating revenue	213,558	1,493,187	20,156	-	1,726,901	-	8,851	-	-	1,735,752
Total operating revenue and other support	8,969,812	53,984,711	11,333,648	-	74,288,171	-	3,905,661	1,457,783	-	79,651,615
OPERATING EXPENSES:										
Program	7,090,299	52,627,856	8,691,117	(180,450)	68,228,822	-	3,217,537	93,375	(67,407)	71,472,328
Management and general	1,282,834	9,526,041	1,411,759	-	12,220,634	684,434	919,217	649,341	-	14,473,625
Fundraising	-	-	-	-	-	-	-	109,226	-	109,226
Total operating expenses	8,373,133	62,153,897	10,102,876	(180,450)	80,449,456	684,434	4,136,754	851,942	(67,407)	86,055,179
INCOME (LOSS) FROM OPERATIONS	596,679	(8,169,186)	1,230,772	180,450	(6,161,285)	(684,434)	(231,093)	605,841	67,407	(6,403,564)

CON #191203
BFA Attachment A

Schedule IV

ST. ANN'S OF GREATER ROCHESTER, INC. AND CONTROLLED ENTITIES

CONSOLIDATING SUPPLEMENTAL SCHEDULE - STATEMENT OF ACTIVITIES
FOR THE YEAR ENDED DECEMBER 31, 2018

	Obligated Group			Eliminating Entries	Obligated Group Total	SAGRI	Chapel Oaks	Foundation	Eliminating Entries	Consolidated Total
	Cherry Ridge	Home	Care Center							
INCOME (LOSS) FROM OPERATIONS	596,679	(8,169,186)	1,230,772	180,450	(6,161,285)	(684,434)	(231,093)	605,841	67,407	(6,403,564)
OTHER INCOME (EXPENSE):										
Noncash contribution from related party	-	1,126,852	-	(1,126,852)	-	-	-	-	-	-
Noncash contribution to related party	-	-	(1,126,852)	1,126,852	-	-	-	-	-	-
Contributions from related party - direct support	45,908	604,705	-	-	650,613	618,564	-	-	(1,269,177)	-
Contributions from related party - on behalf of donors	-	85,900	12,089	-	97,989	-	150,682	-	(248,671)	-
Contributions to related party - direct support	-	(69,036)	(104,544)	-	(173,580)	-	-	-	173,580	-
Gifts to related parties - direct support	-	-	-	-	-	-	-	(650,613)	650,613	-
Gifts to related parties - on behalf of donors	-	-	-	-	-	-	-	(815,338)	815,338	-
Investment income (loss) - net	9,888	(140,455)	(768,539)	-	(899,106)	(365,125)	23,303	(1,716,613)	-	(2,957,541)
Interest income - related party	-	119,783	60,667	(180,450)	-	-	-	67,407	(67,407)	-
Non-operating expenses	-	(30,000)	-	-	(30,000)	-	-	-	-	(30,000)
Change in fair value of derivative financial instruments	294,132	311,996	175,562	-	781,690	-	83,699	-	-	865,389
Net assets released from restrictions	-	-	-	-	-	-	-	537,598	-	537,598
Foundation operating support	-	-	-	-	-	-	-	(937,268)	-	(937,268)
Pension liability adjustment	-	1,787,633	-	-	1,787,633	-	-	-	-	1,787,633
Total other income (expense) - net	349,928	3,797,378	(1,751,617)	(180,450)	2,215,239	253,439	257,684	(3,514,827)	54,276	(734,189)
CHANGE IN NET ASSETS WITHOUT DONOR RESTRICTIONS	946,607	(4,371,808)	(520,845)	-	(3,946,046)	(430,995)	26,591	(2,908,986)	121,683	(7,137,753)
NET ASSETS WITH DONOR RESTRICTIONS:										
Contributions	-	-	-	-	-	-	-	2,674,221	(121,683)	2,552,538
Investment loss - net	-	(498,907)	-	-	(498,907)	-	-	(826,221)	-	(1,325,128)
Change in value of beneficial interest in remainder trusts	-	(166,169)	(31,046)	-	(197,215)	-	-	-	-	(197,215)
Change in value of beneficial interest in perpetual trusts	-	(45,095)	-	-	(45,095)	-	-	(192,745)	-	(237,840)
Change in interest in net assets of Foundation	12,782	2,014,008	-	-	2,026,790	-	-	-	(2,026,790)	-
Bad debt	-	-	-	-	-	-	-	(45,679)	-	(45,679)
Net assets released from restrictions	-	-	-	-	-	-	-	(537,598)	-	(537,598)
Restriction reclass	-	-	-	-	-	-	-	-	-	-
CHANGE IN NET ASSETS WITH DONOR RESTRICTIONS	12,782	1,303,837	(31,046)	-	1,285,573	-	-	1,071,978	(2,148,473)	209,078
CHANGE IN NET ASSETS	959,389	(3,067,971)	(551,891)	-	(2,660,473)	(430,995)	26,591	(1,837,008)	(2,026,790)	(6,928,675)
NET ASSETS (DEFICIT) - beginning of year	(5,839,933)	27,510,009	19,218,522	-	40,888,598	3,988,008	8,567,708	49,315,878	(663,638)	102,096,554
NET ASSETS (DEFICIT) - end of year	\$ (4,880,544)	\$ 24,442,038	\$ 18,666,631	\$ -	\$ 38,228,125	\$ 3,557,013	\$ 8,594,299	\$ 47,478,870	\$ (2,690,428)	\$ 95,167,879

CON #191203
BFA Attachment A

Schedule V

ST. ANN'S OF GREATER ROCHESTER, INC. AND CONTROLLED ENTITIES

CONSOLIDATING SUPPLEMENTARY SCHEDULE - STATEMENT OF FINANCIAL POSITION
DECEMBER 31, 2017

	Obligated Group			Eliminating Entries	Obligated Group Total	SAGRI	Chapel Oaks	Foundation	Eliminating Entries	Consolidated Total
	Cherry Ridge	Home	Care Center							
ASSETS										
CURRENT ASSETS:										
Cash and cash equivalents	\$ 1,355,051	\$ 6,132,708	\$ 2,040,777	\$ -	\$ 9,528,536	\$ -	\$ 767,198	\$ 2,275,715	\$ -	\$ 12,571,449
Resident accounts receivable - net	40,110	6,724,900	777,919	-	7,542,929	-	3,112	-	-	7,546,041
Pledges receivable - current portion	-	-	-	-	-	-	-	41,000	-	41,000
Other accounts receivable	-	115,963	-	-	115,963	-	-	29,939	-	145,902
Due from third party payors - current portion	-	504,049	112,985	-	617,034	-	-	-	-	617,034
Related party loan receivable - current portion	-	217,161	109,986	(327,147)	-	-	-	122,207	(122,207)	-
Due from related parties	-	2,340,322	533,732	(844,041)	2,030,013	-	-	-	(2,030,013)	-
Prepaid expenses and other current assets	76,749	2,644,608	28,461	-	2,749,818	61,340	26,537	8,182	-	2,845,877
Total current assets	1,471,910	18,679,711	3,603,860	(1,171,188)	22,584,293	61,340	796,847	2,477,043	(2,152,220)	23,767,303
PROPERTY AND EQUIPMENT, net	26,299,412	41,220,717	13,833,167	-	81,353,296	-	12,949,648	2,708	-	94,305,652
OTHER ASSETS:										
Entrance fee and security deposits	4,820,430	-	-	-	4,820,430	-	330,452	-	-	5,150,882
Investments	1,008,950	20,174,246	16,402,766	-	37,585,962	4,573,975	2,371,018	43,493,440	-	88,024,395
Other investments	-	671,769	-	-	671,769	-	-	-	-	671,769
Pledges receivable - net of current portion	-	-	-	-	-	-	-	5,212	-	5,212
Due from third-party payors - net of current portion	-	208,445	30,015	-	238,460	-	-	-	-	238,460
Related party loan receivable - net of current portion	-	2,894,324	1,465,893	(4,360,217)	-	-	-	1,628,770	(1,628,770)	-
Due from related parties - pension contributions	-	759,068	-	(607,166)	151,902	-	-	-	(151,902)	-
Beneficial interest in remainder trusts	-	875,042	206,801	-	1,081,843	-	-	38,546	-	1,120,389
Beneficial interest in perpetual trusts	-	417,963	-	-	417,963	-	-	2,293,856	-	2,711,819
Interest in net assets of Foundation	-	631,962	31,676	-	663,638	-	-	-	(663,638)	-
Investments - equity method	-	1,403,574	-	-	1,403,574	33,406	-	-	-	1,436,980
Total other assets	5,829,380	28,036,393	18,137,151	(4,967,383)	47,035,541	4,607,381	2,701,470	47,459,824	(2,444,310)	99,359,906
Total assets	\$ 33,600,702	\$ 87,936,821	\$ 35,574,178	\$ (6,138,571)	\$ 150,973,130	\$ 4,668,721	\$ 16,447,965	\$ 49,939,575	\$ (4,596,530)	\$ 217,432,861

CON \$191203
BFA Attachment A

Schedule VI

ST. ANN'S OF GREATER ROCHESTER, INC. AND CONTROLLED ENTITIES

CONSOLIDATING SUPPLEMENTARY SCHEDULE - STATEMENT OF FINANCIAL POSITION
DECEMBER 31, 2017

	Obligated Group			Eliminating Entries	Obligated Group Total	SAGRI	Chapel Oaks	Foundation	Eliminating Entries	Consolidated Total
	Cherry Ridge	Home	Care Center							
LIABILITIES AND NET ASSETS (DEFICIT)										
CURRENT LIABILITIES:										
Accounts payable	\$ 284,643	\$ 1,929,162	\$ 173,248	\$ -	\$ 2,387,053	\$ 4,000	\$ 100,174	\$ 3,781	\$ -	\$ 2,495,008
Accrued expenses	493,979	5,078,855	498,391	-	6,071,225	-	157,188	67,821	-	6,296,234
Debt - current portion	754,599	806,287	452,749	-	2,013,635	-	649,465	-	-	2,663,100
Loans payable to related parties - current portion	449,354	-	-	(327,147)	122,207	-	-	-	(122,207)	-
Due to third-party payors - current portion	-	-	-	-	-	-	-	-	-	-
Due to related parties	1,225,497	-	-	(844,041)	381,456	676,713	510,984	460,860	(2,030,013)	-
Deferred revenue	-	372,438	-	-	372,438	-	55,231	-	-	427,669
Total current liabilities	3,208,072	8,186,742	1,124,388	(1,171,188)	11,348,014	680,713	1,473,042	532,462	(2,152,220)	11,882,011
LONG-TERM LIABILITIES:										
Debt - net	24,425,670	26,057,421	14,635,273	-	65,118,364	-	5,800,655	-	-	70,919,019
Charitable gift annuity obligations	-	-	-	-	-	-	-	52,570	-	52,570
Loans payable to related parties - net of current portion	5,988,987	-	-	(4,360,217)	1,628,770	-	-	-	(1,628,770)	-
Accrued pension cost	277,102	24,961,383	330,064	(607,166)	24,961,383	-	113,237	38,665	(151,902)	24,961,383
Due to third-party payors - net of current portion	-	9,094	12,258	-	21,352	-	-	-	-	21,352
Refundable fees and deposits	3,796,590	-	-	-	3,796,590	-	-	-	-	3,796,590
Deferred revenues from entrance fees	663,517	-	-	-	663,517	-	-	-	-	663,517
Deferred revenue	50,505	-	-	-	50,505	-	-	-	-	50,505
Security deposits	626,313	-	-	-	626,313	-	330,684	-	-	956,997
Fair value of derivative financial instruments	403,879	428,911	241,285	-	1,074,075	-	162,639	-	-	1,236,714
Deferred compensation	-	671,769	-	-	671,769	-	-	-	-	671,769
Other accrued liabilities	-	111,492	12,388	-	123,880	-	-	-	-	123,880
Total long-term liabilities	36,232,563	52,240,070	15,231,268	(4,967,383)	98,736,518	-	6,407,215	91,235	(1,780,672)	103,454,296
Total liabilities	39,440,635	60,426,812	16,355,656	(6,138,571)	110,084,532	680,713	7,880,257	623,697	(3,932,892)	115,336,307
NET ASSETS (DEFICIT):										
Without donor restrictions	(5,839,933)	17,927,864	18,980,045	-	31,067,976	3,988,008	8,567,708	32,866,772	-	76,490,464
With donor restrictions	-	9,582,145	238,477	-	9,820,622	-	-	16,449,106	(663,638)	25,606,090
Total net assets (deficit)	(5,839,933)	27,510,009	19,218,522	-	40,888,598	3,988,008	8,567,708	49,315,878	(663,638)	102,096,554
Total liabilities and net assets (deficit)	\$ 33,600,702	\$ 87,936,821	\$ 35,574,178	\$ (6,138,571)	\$ 150,973,130	\$ 4,668,721	\$ 16,447,965	\$ 49,939,575	\$ (4,596,530)	\$ 217,432,861

ST. ANN'S OF GREATER ROCHESTER, INC. AND CONTROLLED ENTITIES

CONSOLIDATING SUPPLEMENTAL SCHEDULE - STATEMENT OF ACTIVITIES
FOR THE YEAR ENDED DECEMBER 31, 2017

	Obligated Group			Eliminating Entries	Obligated Group Total	SAGRI	Chapel Oaks	Foundation	Eliminating Entries	Consolidated Total
	Cherry Ridge	Home	Care Center							
OPERATING REVENUE AND OTHER SUPPORT:										
Net resident service revenue	\$ 8,894,193	\$ 56,672,588	\$ 10,594,836	\$ -	\$ 76,161,617	\$ -	\$ 4,209,976	\$ -	\$ -	\$ 80,371,593
Prior year revenue	-	505,016	48,432	-	553,448	-	-	-	-	553,448
Total net resident service revenue	8,894,193	57,177,604	10,643,268	-	76,715,065	-	4,209,976	-	-	80,925,041
Contributions	-	-	-	-	-	-	-	848,302	-	848,302
Foundation operating support	-	-	-	-	-	-	-	704,996	-	704,996
Other operating revenue	349,983	1,482,407	35,595	-	1,867,985	-	4,332	-	-	1,872,317
Total operating revenue and other support	9,244,176	58,660,011	10,678,863	-	78,583,050	-	4,214,308	1,553,298	-	84,350,656
OPERATING EXPENSES:										
Program	6,683,301	50,221,283	8,571,654	(193,299)	65,282,938	-	3,178,632	91,957	(72,207)	68,481,320
Management and general	1,344,183	8,297,566	1,227,599	-	10,869,349	784,743	845,803	620,562	-	13,120,457
Fundraising	-	-	-	-	-	-	-	89,601	-	89,601
Total operating expenses	8,027,484	58,518,849	9,799,253	(193,299)	76,152,287	784,743	4,024,435	802,120	(72,207)	81,691,378
INCOME (LOSS) FROM OPERATIONS	1,216,692	141,162	879,610	193,299	2,430,763	(784,743)	189,873	751,178	72,207	2,659,278

CON #191203
BFA Attachment A

Schedule VIII

ST. ANN'S OF GREATER ROCHESTER, INC. AND CONTROLLED ENTITIES

CONSOLIDATING SUPPLEMENTAL SCHEDULE - STATEMENT OF ACTIVITIES
FOR THE YEAR ENDED DECEMBER 31, 2017

	Obligated Group			Eliminating Entries	Obligated	SAGRI	Chapel Oaks	Foundation	Eliminating Entries	Consolidated Total
	Cherry Ridge	Home	Care Center		Group Total					
INCOME (LOSS) FROM OPERATIONS	1,216,692	141,162	879,610	193,299	2,430,763	(784,743)	189,873	751,178	72,207	2,659,278
OTHER INCOME (EXPENSE):										
Contributions from related party - direct support	41,854	408,250	-	-	450,104	578,365	-	-	(1,028,469)	-
Contributions from related party - on behalf of donors	-	105,756	8,635	-	114,391	-	1,450	-	(115,841)	-
Contributions to related party - direct support	-	(63,528)	(94,836)	-	(158,364)	-	-	-	158,364	-
Gifts to related parties - direct support	-	-	-	-	-	-	-	(449,880)	449,880	-
Gifts to related parties - on behalf of donors	-	-	-	-	-	-	-	(536,066)	536,066	-
Investment income - net	8,951	1,971,157	1,735,592	-	3,715,700	671,274	21,018	4,046,616	-	8,454,608
Interest income - related party	-	128,312	64,987	(193,299)	-	-	-	72,207	(72,207)	-
Non-operating expenses	-	(30,000)	-	-	(30,000)	-	-	-	-	(30,000)
Other Income	-	-	-	-	-	100,000	-	-	-	100,000
Change in fair value of derivative financial instruments	166,265	176,784	99,422	-	442,471	-	92,471	-	-	534,942
Net assets released from restrictions	-	-	-	-	-	-	-	250,606	-	250,606
Foundation operating support	-	-	-	-	-	-	-	(704,996)	-	(704,996)
Restriction reclass	-	-	-	-	-	-	-	16,500	-	16,500
Pension liability adjustment	-	(3,217,226)	-	-	(3,217,226)	-	-	-	-	(3,217,226)
Total other income (expense) - net	217,070	(520,495)	1,813,800	(193,299)	1,317,076	1,349,639	114,939	2,694,987	(72,207)	5,404,434
CHANGE IN NET ASSETS WITHOUT DONOR RESTRICTIONS	1,433,762	(379,333)	2,693,410	-	3,747,839	564,896	304,812	3,446,165	-	8,063,712
NET ASSETS WITH DONOR RESTRICTIONS:										
Contributions	-	-	-	-	-	-	-	1,001,164	-	1,001,164
Investment income - net	-	1,080,937	-	-	1,080,937	-	-	1,784,766	-	2,865,703
Change in value of beneficial interest in remainder trusts	-	(495,139)	19,803	-	(475,336)	-	-	3,319	-	(472,017)
Change in value of beneficial interest in perpetual trusts	-	35,850	-	-	35,850	-	-	204,396	-	240,246
Change in interest in net assets of Foundation	-	598,563	31,676	-	630,239	-	-	-	(630,239)	-
Net assets released from restrictions	-	-	-	-	-	-	-	(250,606)	-	(250,606)
Restriction reclass	-	-	-	-	-	-	-	(16,500)	-	(16,500)
CHANGE IN NET ASSETS WITH DONOR RESTRICTIONS	-	1,220,211	51,479	-	1,271,690	-	-	2,726,539	(630,239)	3,367,990
CHANGE IN NET ASSETS	1,433,762	840,878	2,744,889	-	5,019,529	564,896	304,812	6,172,704	(630,239)	11,431,702
NET ASSETS (DEFICIT) - beginning of year	(7,273,695)	26,669,131	16,473,633	-	35,869,069	3,423,112	8,262,896	43,143,174	(33,399)	90,664,852
NET ASSETS (DEFICIT) - end of year	\$ (5,839,933)	\$ 27,510,009	\$ 19,218,522	\$ -	\$ 40,888,598	\$ 3,988,008	\$ 8,567,708	\$ 49,315,878	\$ (663,638)	\$ 102,096,554

ST. ANN'S HOME FOR THE AGED
Statements of Activities
For the Month Ended June 30, 2019

	<u>2019 Actual</u>
Revenue and Other Support	
Net resident service revenue	\$ 25,911,524
Prior year revenue/Universal Settlement	-
Total net resident service revenue	<u>25,911,524</u>
Other operating revenue	<u>383,873</u>
Total revenue and other support	<u>26,295,397</u>
Operating Expenses	
Salaries	17,171,483
Employee Benefits	4,240,504
Temporary Services	128,930
Other Expenses	4,571,657
Pharmacy	734,999
Lab	18,548
X-ray	18,428
Insurance	308,005
Bad debt	475,170
Depreciation	2,349,170
Assessment Levy	1,475,800
Interest and Fees	451,481
Support Charges	<u>(1,371,688)</u>
Total operating expenses	<u>30,572,487</u>
Profit/(Loss) from Operations	<u>(4,277,090)</u>
Other Income (Expenses)	
Contributions from related party - direct support	74,710
Contributions from related party - on behalf of donors	35,598
Contributions to related party - direct support	(45,996)
Investment income - net	1,291,390
Non-operating expenses	(15,000)
Interest income - related party	56,585
Transfer of assets - related party	-
Change in fair value of derivative financial instrument	<u>(623,749)</u>
Total other income (expense) - net	<u>773,538</u>
Excess of Expenses over Revenues	(3,503,552)
Pension Liability Adjustment	<u>-</u>
Change in Unrestricted Net Assets	<u>(3,503,552)</u>
Temporarily Restricted Net Assets	
Investment income (loss) - net	810,014
Change in value of beneficial interest in remainder trusts	-
Change in interest in net assets of Foundation	<u>205,764</u>
Change in temporarily restricted net assets	<u>1,015,778</u>
Permanently Restricted Net Assets	
Investment income (loss) - net	37,549
Change in value of beneficial interest in perpetual trust	-
Change in permanently restricted net assets	<u>37,549</u>
Change in Net Assets	(2,450,225)
Net Assets - Beginning	<u>24,442,037</u>
Net Assets - Ending	<u>21,991,812</u>

ST. ANN'S HOME
Balance Sheet

	For the Periods Ending	
	6/30/2019	12/31/2018
Assets		
Cash & Cash Equivalents	\$ 701,594	\$ 1,682,066
Accounts Receivable		
Residents, Net	6,646,364	6,400,322
Grant		
Other	182,990	4,707
Assets Whose Use Is Limited - current		
Inventory		
Current Portion Loan Receivable, Affiliate	226,008	226,008
Due from related parties	(9,176,323)	1,370,733
Due from third party payors - current portion	173,808	-
Prepaid expenses and other current assets	8,429,136	1,951,362
	<u>7,183,577</u>	<u>11,635,238</u>
Property, Plant & Equipment	<u>40,840,295</u>	<u>41,783,940</u>
Assets Whose Use Is Limited		
Investments	18,894,331	16,915,145
Investment in joint venture	1,701,292	1,701,292
Other investments	613,159	613,159
Short term investments	2,088,732	2,037,708
Loans Receivable, Affiliate	2,574,992	2,668,315
Due from related parties - pension contributions	-	506,218
Deferred Financing Costs, Net	-	-
Due from third party payors - net of current portion	-	97,034
Beneficial Interest in Perpetual and		
Charitable Remainder Trusts	708,873	708,873
Perpetual Trusts	372,868	372,868
Interest in Net Assets of Foundation	2,851,734	2,645,970
Other Assets	-	-
	<u>29,805,981</u>	<u>28,266,582</u>
Total Assets	77,829,853	81,685,760

Liabilities		
Current Liabilities		
Accounts Payable	\$ 1,344,131	\$ 1,756,445
Accrued Expenses	5,001,246	5,562,743
Current Maturities of:		
Long-term Debt	833,765	833,765
Estimated third-party payor settlements, Medicaid-current	361,192	360,819
Deferred Revenue	(117,026)	407,666
Due to Affiliates		
Total current liabilities	<u>\$ 7,423,308</u>	<u>\$ 8,921,438</u>
Long-Term Debt	24,873,244	25,267,909
Accrued pension cost	21,498,305	22,078,715
Estimated third-party payor settlements, Medicaid	578,524	139,408
Deferred compensation	613,159	613,159
Fair Value of Derivative Financial Instruments	740,664	116,915
Other Liability	110,847	106,191
Total long term liabilities	<u>48,414,743</u>	<u>48,322,297</u>
Total Liabilities	<u>55,838,051</u>	<u>57,243,735</u>
Net Assets		
Current Year Change in Net Assets	(2,450,222)	
Beginning Balance, Unrestricted	13,556,044	13,556,056
Beginning Balance, Temporarily Restricted	9,915,859	9,915,859
Beginning Balance, Permanently Restricted	970,122	970,122
Total Net Assets (deficit)	<u>21,991,803</u>	<u>24,442,037</u>
Total Liabilities & Net Assets	<u>77,829,854</u>	<u>81,685,760</u>

ST. ANN'S HOME FOR THE AGED
Statements of Cash Flows
For the month ended June 30, 2019

6/30/2019

CASH FLOW FROM OPERATING ACTIVITIES:

Change in net assets	\$ (2,450,222)
Adjustments to reconcile change in net assets to net cash flow from operating activities:	
Bad debt expense	(475,170)
Depreciation	2,349,170
Amortization of debt issuance costs	22,126
Net realized and unrealized (gain) loss on investments	(1,753,030)
Change in value of beneficial interest in remainder trusts	-
Change in value of beneficial interest in perpetual trusts	-
Change in interest of net assets of Foundation	(205,764)
Change in fair value of derivative financial instruments	623,749
Change in investments - equity method	-
Changes in:	
Resident accounts receivable - net	229,128
Other accounts receivable	(178,283)
Due from related parties	10,547,096
Prepaid expenses and other current assets	(6,477,774)
Due to/from third party payors	362,715
Due from related parties - pension contributions	506,218
Accounts payable	(412,314)
Accrued expenses	(561,497)
Deferred revenue	(524,692)
Accrued pension costs	(580,410)
Deferred compensation	-
Other accrued liabilities	4,657
Net cash flows from operating activities	<u>1,025,703</u>

CASH FLOW FROM INVESTING ACTIVITIES:

Purchases of property and equipment	\$ (1,405,525)
Purchases of investments	(226,157)
Sales of investments	
Changes in other investments	(51,024)
Changes in related party loan receivable	93,323
Net cash flows from investing activities	<u>(1,589,383)</u>

CASH FLOW FROM FINANCING ACTIVITIES:

Repayment of debt	(416,792)
Net cash flows from financing activities	<u>(416,792)</u>

Net Change in Cash and Cash Equivalents	(980,472)
Cash and Cash Equivalents - Beginning	<u>1,682,066</u>
Cash and Cash Equivalents - Ending	<u>701,594</u>

The Plaza Rehab & Nursing Center

**Project # 182120
BFA Attachment B**

Current Operating Owners	% Ownership
TCPRNC, LLC	
Leopold Freidman	50.0%
Joel Edelstein	3.0%
Bernard Fuchs	3.0%
Gerald Fuchs	3.0%
Tova Fuchs	3.0%
Israel Freund	3.0%
Avi Philipson	12.5%
Raquel Philipson	12.5%
BESCAR, LLC	10.0%
Meryl Maybruch 20%	
Regina Weinstock 20%	
Donald Fishoff 20%	
Barbara Gold 20%	
Abraham Fishoff 20%	

Current Realty Owners	% Ownership
TCPRNC Real Estate, LLC	
Leopold Freidman	25.0%
Benjamin Landa	25.0%
Kennedy RH Holdings LLC	15.0%
Joel Edelstein 20%	
Bernard Fuchs 20%	
Gerald Fuchs 20%	
Tova Fuchs 20%	
Israel Freund 20%	
Philipson Family LLC	25.0%
Bent Philipson 50%	
Deborah Philipson 50%	
BESCAR, LLC	10.0%
Meryl Maybruch 20%	
Regina Weinstock 20%	
Donald Fishoff 20%	
Barbara Gold 20%	
Abraham Fishoff 20%	

Pro Forma Balance Sheet (AS OF APPROVAL DATE)

	<u>TCPRNC, LLC</u>	<u>TCPRNC Real Estate, LLC</u>
ASSETS:		
Cash and Cash Equivalents	\$ 6,657,305	\$ 10,376
Prepaid Expenses and Other	2,256,900	14,216,314
Accounts Receivable	13,834,381	-
Due from Affiliated Organizations	900,000	33,229,168
Resident Funds	533,889	76,806
Total Current Assets	\$ 24,182,475	\$ 47,532,664
Property and Equipment (Net of Accumulated Depreciation)	\$ 1,182,272	\$ 115,127,392
Fixed Assets - Net	5,461,816	-
Intangibles	22,216,493	-
TOTAL ASSETS	\$ 53,043,056	\$ 162,660,056
LIABILITIES:		
Accounts Payable	\$ 17,766,381	\$ -
Accrued Expenses	-	3,586,344
Accrued Payroll	1,905,449	-
Due to Affiliated Organizations	23,724,899	-
Resident Funds Liability	538,764	-
Total Current Liabilities	\$ 43,935,493	\$ 3,586,344
Loan - Construction Costs	\$ -	\$ 29,000,000
Loans and Mortgage Payable	1,135,760	127,792,345
Loan - Working Capital	1,056,836	-
Total Long-Term Liabilities	\$ 2,192,596	\$ 156,792,345
TOTAL LIABILITIES	\$ 46,128,089	\$ 160,378,689
Members' Equity	\$ 6,914,967	\$ 2,281,367
TOTAL LIABILITIES AND MEMBERS' EQUITY	\$ 53,043,056	\$ 162,660,056

The Pro Forma Balance Sheet is based on the June 30, 2019 balance sheets for these entities and includes the financial effects of this proposed transaction.

TCPRNC, LLC
D/B/A THE PLAZA REHAB AND NURSING CENTER

TCPRNC REAL ESTATE, LLC

COMBINING BALANCE SHEET

December 31, 2017

ASSETS

	FACILITY	REALTY	ELIMINATION	COMBINED
CURRENT ASSETS:				
Cash	\$ 4,238,077	\$ 21,271	\$ -	\$ 4,259,348
Accounts Receivable (Net)	17,255,202	-	-	17,255,202
Prepaid Expenses	2,104,175	-	-	2,104,175
Escrow Deposits	-	9,687,840	-	9,687,840
Loans Receivable	7,313	-	-	7,313
Loans Receivable - Related Parties	948,400	28,637,648	(28,532,598)	1,053,450
	<u>24,553,167</u>	<u>38,348,759</u>	<u>(28,532,598)</u>	<u>34,367,328</u>
TOTAL CURRENT ASSETS	24,553,167	38,348,759	(28,532,598)	34,367,328
FIXED ASSETS:				
Land	-	8,800,000	-	8,800,000
Building	-	72,280,813	-	72,280,813
Construction in Progress	485,712	-	-	485,712
Leasehold Improvements	213,945	6,859,187	-	6,873,132
Furniture & Equipment	683,277	-	-	683,277
	<u>1,382,934</u>	<u>87,740,000</u>	<u>-</u>	<u>89,122,934</u>
Less: Accumulated Depreciation & Amortization	<u>76,666</u>	<u>4,069,967</u>	<u>-</u>	<u>4,146,633</u>
TOTAL FIXED ASSETS	1,306,268	83,670,033	-	84,976,301
OTHER ASSETS:				
Loans Receivable	17,870	-	-	17,870
Security Deposits	195,185	-	-	195,185
Goodwill (Net)	22,000,000	-	-	22,000,000
Patients' Trust Fund	523,535	-	-	523,535
	<u>22,736,590</u>	<u>-</u>	<u>-</u>	<u>22,736,590</u>
TOTAL OTHER ASSETS	22,736,590	-	-	22,736,590
TOTAL ASSETS	\$ 48,596,025	\$ 122,016,792	\$ (28,532,598)	\$ 142,080,219

TCPRNC, LLC
D/B/A THE PLAZA REHAB AND NURSING CENTER

Project# 182120
BFA Attachment-D cont

TCPRNC REAL ESTATE, LLC

COMBINING BALANCE SHEET

December 31, 2017

LIABILITIES & EQUITY

	FACILITY	REALTY	ELIMINATION	COMBINED
CURRENT LIABILITIES:				
Mortgages Payable	\$ -	\$ 3,962,533	\$ -	\$ 3,962,533
Loans Payable	2,000,000	-	-	2,000,000
Equipment Obligations	58,169	-	-	58,169
Accounts Payable	10,327,834	-	-	10,327,834
Withholding Taxes Payable	481,490	-	-	481,490
Accrued Payroll	1,244,918	-	-	1,244,918
Accrued Expenses & Taxes	1,220,487	493,289	-	1,713,776
Exchanges	2,902	-	-	2,902
Loans Payable - Related Parties	<u>28,576,624</u>	<u>20,604,779</u>	<u>(28,532,598)</u>	<u>20,648,805</u>
TOTAL CURRENT LIABILITIES	43,912,424	25,080,601	(28,532,598)	40,440,427
LONG TERM LIABILITIES:				
Mortgages Payable (Net)	-	100,300,578	-	100,300,578
Equipment Obligations	192,825	-	-	192,825
Interest Rate Swap Liability	-	544,142	-	544,142
Patients' Trust Fund Payable	<u>523,535</u>	<u>-</u>	<u>-</u>	<u>523,535</u>
TOTAL LONG TERM LIABILITIES	716,360	100,844,720	-	101,561,080
MEMBERS' EQUITY (DEFICIT)	<u>3,967,241</u>	<u>(3,888,529)</u>	<u>-</u>	<u>78,712</u>
TOTAL LIABILITIES & MEMBERS' EQUITY (DEFICIT)	<u>\$ 48,596,025</u>	<u>\$ 122,016,792</u>	<u>\$ (28,532,598)</u>	<u>\$ 142,080,219</u>

TCPRNC, LLC
D/B/A THE PLAZA REHAB AND NURSING CENTER

TCPRNC REAL ESTATE, LLC

COMBINING STATEMENT OF OPERATIONS
For the year ended December 31, 2017

	FACILITY	REALTY	ELIMINATION	COMBINED
TOTAL REVENUE FROM PATIENTS:	\$ 100,689,828	\$ -	\$ -	\$ 100,689,828
TOTAL RENTAL REVENUE	-	10,712,172	(9,739,254)	972,918
OPERATING EXPENSES:				
Payroll	35,078,951	-	-	35,078,951
Employee Benefits	15,967,667	-	-	15,967,667
Professional Care	12,250,140	-	-	12,250,140
Dietary & Housekeeping	6,208,966	-	-	6,208,966
Plant & Maintenance	16,941,546	12,854,854	(9,739,254)	20,057,146
General & Administrative	15,083,617	80	-	15,083,697
Long Term Home Health Care	-	-	-	-
TOTAL OPERATING EXPENSES	<u>101,530,887</u>	<u>12,854,934</u>	<u>(9,739,254)</u>	<u>104,646,567</u>
LOSS FROM OPERATIONS	(841,261)	(2,142,762)	-	(2,984,023)
OTHER INCOME	<u>4,761,941</u>	<u>19,011</u>	<u>-</u>	<u>4,780,952</u>
INCOME (LOSS) BEFORE TAXES	3,920,680	(2,123,751)	-	1,796,929
Less: Corporate Taxes	<u>186,100</u>	<u>-</u>	<u>-</u>	<u>186,100</u>
NET INCOME (LOSS)	3,734,580	(2,123,751)	-	1,610,829
OTHER COMPREHENSIVE INCOME (LOSS)				
Unrealized Loss on Interest Rate Swap	<u>-</u>	<u>(359,681)</u>	<u>-</u>	<u>(359,681)</u>
TOTAL COMPREHENSIVE INCOME	<u>-</u>	<u>(359,681)</u>	<u>-</u>	<u>(359,681)</u>
TOTAL INCOME	<u>\$ 3,734,580</u>	<u>\$ (2,483,432)</u>	<u>\$ -</u>	<u>\$ 1,251,148</u>

TCPRNC, LLC
D/B/A THE PLAZA REHAB AND NURSING CENTER

TCPRNC REAL ESTATE, LLC

COMBINING STATEMENT OF CASH FLOWS
For the year ended December 31, 2017

	FACILITY	REALTY	COMBINED
CASH FLOWS FROM OPERATING ACTIVITIES:			
NET INCOME (LOSS)	\$ 3,734,580	\$ (2,123,761)	\$ 1,610,829
Adjustments to reconcile Net Income (Loss) to Net Cash Used In Operating Activities:			
Depreciation & Amortization	76,666	3,185,192	3,261,858
Amortization of Debt Issuance Costs	-	1,870,608	1,870,608
Bad Debt Provision	17,398	-	17,398
(INCREASE) DECREASE IN:			
Accounts Receivable	(6,588,617)	-	(6,588,617)
Prepaid Expenses	(1,389,954)	-	(1,389,954)
Escrow Deposits	-	(754,863)	(754,863)
Loans Receivable	(7,313)	-	(7,313)
Loans - Related Parties	2,293,376	(4,905,138)	(2,611,762)
Other Assets	45,886	-	45,886
INCREASE (DECREASE) IN:			
Accounts Payable	3,578,168	-	3,578,168
Accrued Payroll & Withholding Taxes	284,858	-	284,858
Accrued Expenses & Taxes	587,423	18,098	605,521
Notes & Loans Payable	(7,705,000)	-	(7,705,000)
Equipment Obligations	58,169	-	58,169
Exchanges	(28,447)	-	(28,447)
Loans Payable - Related Parties	5,925,957	1,948,607	7,874,564
TOTAL ADJUSTMENTS	(2,945,496)	(3,693,296)	(6,638,792)
NET CASH PROVIDED BY (USED IN) OPERATING ACTIVITIES	883,146	(781,247)	121,899
CASH FLOWS FROM INVESTING ACTIVITIES:			
Capital Expenditures	(1,241,590)	-	(1,241,590)
Other Assets	45,066	-	45,066
NET CASH USED IN INVESTING ACTIVITIES	(1,196,524)	-	(1,196,524)
CASH FLOWS FROM FINANCING ACTIVITIES			
Increase In Short Term Debt	-	1,896,159	1,896,159
Increase (Decrease) In Long Term Debt	69,130	(1,974,688)	(1,905,558)
Other Liabilities	(209,155)	-	(209,155)
Distributions	-	(630,304)	(630,304)
NET CASH USED IN FINANCING ACTIVITIES	(140,025)	(708,833)	(848,858)
NET CHANGE IN CASH	(453,403)	(1,470,080)	(1,923,483)
CASH - BEGINNING OF PERIOD	4,691,480	1,491,351	6,182,831
CASH - END OF PERIOD	\$ 4,238,077	\$ 21,271	\$ 4,259,348
SUPPLEMENTAL DISCLOSURES:			
Interest Paid	\$ 119,888	\$ 5,702,130	\$ 5,821,998
Income Taxes Paid	6,100	-	6,100
Property & Equipment Acquired by Capital Leases	321,276	-	321,276

TCPRNC, LLC
D/B/A THE PLAZA REHAB AND NURSING CENTER

TCPRNC REAL ESTATE, LLC

COMBINING STATEMENT OF MEMBERS' EQUITY (DEFICIT)
For the year ended December 31, 2017

	FACILITY	REALTY	ELIMINATION	COMBINED
MEMBERS' EQUITY (DEFICIT):				
Balance as of Beginning of Period	\$ 232,661	\$ (774,793)	\$ -	\$ (542,132)
Net Income (Loss) for the Period	3,734,580	(2,123,751)	-	1,610,829
Members' Distributions	<u>-</u>	<u>(630,304)</u>	<u>-</u>	<u>(630,304)</u>
Balance as of End of Period	3,967,241	(3,528,848)	-	438,393
ACCUMULATED OTHER COMPREHENSIVE INCOME (LOSS)				
Balance as of Beginning of Period	-	-	-	-
Other Comprehensive Income (Loss)	<u>-</u>	<u>(359,681)</u>	<u>-</u>	<u>(359,681)</u>
Balance as of End of Period	<u>-</u>	<u>(359,681)</u>	<u>-</u>	<u>(359,681)</u>
TOTAL MEMBERS' EQUITY (DEFICIT) END OF PERIOD	\$ <u>3,967,241</u>	\$ <u>(3,888,529)</u>	\$ <u>-</u>	\$ <u>78,712</u>

**PLAZA NURSING HOME
BALANCE SHEET
AS OF JUNE 30, 2019**

	<u>THE PLAZA</u>	<u>REALITY</u>	<u>TOTAL</u>
ASSETS			
Current assets			
Cash and cash equivalents	\$ 4,543,210	10,376	4,553,586
Restricted Liquidating Assets		3,880,390	3,880,390
Loan to Officer		3,054,037	3,054,037
Resident funds - cash	533,889	76,806	610,695
Accounts receivable	13,834,381	0	13,834,381
Due from affiliated organizations	900,000	33,229,168	34,129,168
Prepaid expenses & Other	2,256,900	7,281,887	9,538,787
Total current assets	22,068,380	47,532,664	69,601,044
Fixed assets - net	5,461,816	77,311,001	82,772,817
Intangibles	22,000,000	0	22,000,000
Total assets	\$ 49,530,197	124,843,666	174,373,862
LIABILITIES AND MEMBERS' EQUITY			
Current liabilities			
Accounts payable	\$ 17,766,381	0.00	17,766,381
Accrued expenses		553,560	553,560
Accrued Interest payable		3,032,784	3,032,784
Accrued payroll and related liabilities	1,905,449	0	1,905,449
Due to affiliated organizations	23,724,899	0.00	23,724,899
Due to other organizations		0	0
Loans payable		0	0
Resident funds liability	538,764	0	538,764
Total current liabilities	43,935,493	3,586,344	47,521,837
Other liabilities			
Due to Lending Members		20,456,092	20,456,092
Loans and mortgages payable	1,135,760	107,336,253	108,472,013
Total liabilities	45,071,253	131,378,689	176,449,942
Members' equity (Exhibit B)	4,458,943	(6,535,024)	(2,076,081)
Total liabilities and members' equity	\$ 49,530,197	124,843,666	174,373,861

**THE PLAZA CENTER FOR NURSING AND REHAB
COMBINED STATEMENT OF OPERATIONS**

FROM JANUARY 1 THROUGH JUNE 30, 2019

	<u>THE PLAZA</u>	<u>TCPNR,LLC Reality</u>	<u>Intercompany Eliminations</u>	<u>Total</u>
Operating revenues				
Resident service revenues - in-patient	\$ 53,118,352			\$ 53,118,352
Shared service & Other income	1,371,991	301,787		1,673,778
Rental income	46,716	\$ 9,023,038	\$ (9,023,038)	46,716
Total operating revenues	<u>54,537,059</u>	<u>9,324,825</u>	<u>(9,023,038)</u>	<u>54,838,846</u>
Operating expenses				
Administrative services & Fiscal	15,605,612	935,561		16,541,173
Plant, operations and maintenance	13,586,702	6,145,034	(9,023,038)	10,708,698
Resident food services	4,016,910			4,016,910
Housekeeping and laundry services	2,047,162			2,047,162
Leisure time	406,059			406,059
Social services and admissions	539,665			539,665
Ancillary service centers	3,840,595			3,840,595
Program service centers	14,484,321			14,484,321
Total operating expenses	<u>54,527,026</u>	<u>7,080,595</u>	<u>(9,023,038)</u>	<u>52,584,583</u>
Net income	10,033	2,244,230	-	2,254,263

Affiliated Nursing Homes (Page 1)

BFA Attachment G

	<u>Peninsula Nursing & Rehabilitation Center</u>	<u>Beds</u> <u>County</u> <u>200</u> <u>Queens</u>	<u>12/31/2017</u>	<u>12/31/2016</u>	<u>12/31/2015</u>
<u>Cardiff Bay Care Center, LLC</u>					
Current Assets			\$8,586,111	\$10,420,669	\$7,231,737
Fixed Assets			\$2,297,425	\$1,719,831	\$3,939,089
Total Assets			\$10,883,536	\$12,140,500	\$11,170,826
Current Liabilities			\$8,527,044	\$9,794,756	\$8,309,924
Long Term Liabilities			\$1,505,946	\$1,381,072	\$1,768,473
Total Liabilities			\$10,032,990	\$11,175,828	\$10,078,397
Net Assets			\$850,546	\$964,672	\$1,092,429
Working Capital Position			\$59,067	\$625,913	-\$1,078,187
Revenue			\$21,556,426	\$20,965,228	\$22,069,494
Expenses			\$21,270,552	\$20,674,699	\$21,342,945
Net Income			\$285,874	\$290,529	\$726,549

	<u>Beach Gardens Rehab & Nursing Center</u>	<u>163</u> <u>Queens</u>	<u>12/31/2017</u>	<u>12/31/2016</u>	<u>12/31/2015</u>
<u>Hendon Garden Center, LLC</u>					
Current Assets			\$4,782,112	\$5,068,671	\$5,182,511
Fixed Assets			\$9,753,892	\$10,253,755	\$10,092,872
Total Assets			\$14,536,004	\$15,322,426	\$15,275,383
Current Liabilities			\$2,676,903	\$2,355,271	\$2,183,268
Long Term Liabilities			\$11,141,881	\$11,448,917	\$12,720,209
Total Liabilities			\$13,818,784	\$13,804,188	\$14,903,477
Net Assets			\$717,220	\$1,518,238	\$371,906
Working Capital Position			\$2,105,209	\$2,713,400	\$2,999,243
Revenue			\$16,474,942	\$16,583,516	\$15,882,725
Expenses			\$17,084,558	\$15,563,857	\$14,801,153
Net Income			-\$609,616	\$1,019,659	\$1,081,572

	<u>The Citadel Rehab & Nursing Center at Kingsbridge</u>	<u>385</u> <u>Bronx</u>	<u>12/31/2017</u>	<u>12/31/2016</u>	<u>'31/2015 119days</u>
<u>Highland View Care Center Operating Co., LLC</u>					
Current Assets			\$11,070,370	\$11,198,804	\$11,712,881
Fixed Assets			\$12,377,126	\$7,510,513	\$5,499,597
Total Assets			\$23,447,496	\$18,709,317	\$17,212,478
Current Liabilities			\$6,131,575	\$5,805,461	\$8,233,345
Long Term Liabilities			\$6,529,258	\$7,398,107	\$6,011,519
Total Liabilities			\$12,660,833	\$13,203,568	\$14,244,864
Net Assets			\$10,786,663	\$5,505,749	\$2,967,614
Working Capital Position			\$4,938,795	\$5,393,343	\$3,479,536
Revenue			\$50,024,274	\$45,893,280	\$17,862,692
Expenses			\$44,743,360	\$43,355,145	\$15,590,223
Net Income			\$5,280,914	\$2,538,135	\$2,272,469

Affiliated Nursing Homes (Page 2)

BFA Attachment G cont

	<u>Beds</u>				
	<u>County</u>				
<u>Dewitt Rehabilitation & Nursing Center Inc.</u>	<u>Upper East Side Rehab & Nursing Center</u>	<u>499</u>	<u>8/31/2018</u>	<u>12/31/2017</u>	<u>12/31/2016</u>
	<u>New York</u>				
Current Assets			\$20,147,807	\$17,458,580	\$12,657,061
Fixed Assets			\$1,359,105	\$8,515,301	\$6,610,780
Total Assets			\$21,506,912	\$25,973,881	\$19,267,841
Current Liabilities			\$3,939,698	\$5,564,657	\$6,710,895
Long Term Liabilities			\$284,248	\$11,165,171	\$3,694,210
Total Liabilities			\$4,223,946	\$16,729,828	\$10,405,105
Net Assets			\$17,282,966	\$9,244,053	\$8,862,736
Working Capital Position			\$16,208,109	\$11,893,923	\$5,946,166
Revenue			\$56,272,643	\$81,405,783	\$69,058,321
Expenses			\$48,233,730	\$81,024,466	\$68,918,136
Net Income			\$8,038,913	\$381,317	\$140,185
<u>Hudson Pointe Acquisition, LLC</u>	<u>Hudson Pointe at Riverdale Center for Nursing & Rehab</u>	<u>159</u>	<u>8/31/2018</u>	<u>12/31/2017</u>	<u>'31/2016 (211d)</u>
	<u>Bronx</u>				
Current Assets			\$3,815,910	\$3,570,147	\$4,043,556
Fixed Assets			\$1,855,226	\$1,615,046	\$1,214,798
Total Assets			\$5,671,136	\$5,185,193	\$5,258,354
Current Liabilities			\$6,626,881	\$6,603,292	\$4,905,632
Long Term Liabilities			\$343,608	\$161,736	\$1,614,452
Total Liabilities			\$6,970,489	\$6,765,028	\$6,520,084
Net Assets			-\$1,299,353	-\$1,579,835	-\$1,261,730
Working Capital Position			-\$2,810,971	-\$3,033,145	-\$862,076
Revenue			\$13,201,681	\$19,480,859	\$10,351,178
Expenses			\$12,921,199	\$19,798,963	\$11,612,908
Net Income			\$280,482	-\$318,104	-\$1,261,730
<u>Ross Acquisition, LLC</u>	<u>Ross Center for Nursing and Rehab</u>	<u>120</u>	<u>8/31/2018</u>	<u>12/31/2017</u>	<u>'31/2016 (210d)</u>
	<u>Suffolk</u>				
Current Assets			\$4,155,273	\$2,723,684	\$1,909,076
Fixed Assets			\$361,111	\$872,401	\$424,322
Total Assets			\$4,516,384	\$3,596,085	\$2,333,398
Current Liabilities			\$4,509,396	\$2,835,817	\$1,636,707
Long Term Liabilities			\$98,046	\$609,671	\$556,614
Total Liabilities			\$4,607,442	\$3,445,488	\$2,193,321
Net Assets			-\$91,058	\$150,597	\$140,077
Working Capital Position			-\$354,123	-\$112,133	\$272,369
Revenue			\$10,329,215	\$13,971,707	\$7,451,354
Expenses			\$10,570,870	\$13,961,187	\$7,653,575
Net Income			-\$241,655	\$10,520	-\$202,221

Affiliated Nursing Homes (Page 3)

BFA Attachment G cont

<u>MLAP Acquisitions, LLC</u>	<u>Long Beach Nursing and Rehabilitation</u>	<u>Beds</u>	<u>5/31/2018</u>	<u>12/31/2017</u>	<u>12/31/2016</u>
		<u>County</u>			
		<u>150</u>			
		<u>Nassau</u>			
Current Assets			\$5,386,448	\$4,737,791	\$4,635,426
Fixed Assets			\$7,051,828	\$6,854,748	\$5,068,840
Total Assets			\$12,438,276	\$11,592,539	\$9,704,266
Current Liabilities			\$2,958,100	\$2,801,477	\$2,574,247
Long Term Liabilities			\$7,143,797	\$7,727,252	\$6,525,370
Total Liabilities			\$10,101,897	\$10,528,729	\$9,099,617
Net Assets			\$2,336,379	\$1,063,810	\$604,649
Working Capital Position			\$2,428,348	\$1,936,314	\$2,061,179
Revenue			\$7,974,384	\$18,249,194	\$16,989,456
Expenses			\$6,441,019	\$17,790,033	\$16,591,672
Net Income			\$1,533,365	\$459,161	\$397,784

<u>TCPRNC LLC</u>	<u>Plaza Rehab & Nursing Center</u>	<u>744</u>	<u>12/31/2018</u>	<u>12/31/2017</u>	<u>12/31/2016(100day)</u>
		<u>Bronx</u>			
Current Assets			\$0	\$34,367,328	\$21,975,356
Fixed Assets			\$0	\$107,712,891	\$117,929,546
Total Assets			\$0	\$142,080,219	\$139,904,902
Current Liabilities			\$0	\$40,440,427	\$21,131,847
Long Term Liabilities			\$0	\$101,561,080	\$119,315,185
Total Liabilities			\$0	\$142,001,507	\$140,447,032
Net Assets			\$0	\$78,712	-\$542,130
Working Capital Position			\$0	-\$6,073,099	\$843,509
Revenue			\$0	\$106,443,496	\$27,569,130
Expenses			\$0	\$104,646,567	\$27,926,799
Net Income			\$0	\$1,796,929	-\$357,669

<u>SBNH Acquisition, LLC</u>	<u>Bronx Gardens Rehab & Nursing Center</u>	<u>199</u>	<u>8/31/2018</u>	<u>12/31/2017</u>	<u>12/31/2016</u>
		<u>Bronx</u>			
Current Assets			\$6,755,057	\$7,408,556	\$0
Fixed Assets			\$8,373,381	\$8,320,676	\$0
Total Assets			\$15,128,438	\$15,729,232	\$0
Current Liabilities			\$10,450,283	\$12,457,009	\$0
Long Term Liabilities			\$488,367	\$196,564	\$0
Total Liabilities			\$10,938,650	\$12,653,573	\$0
Net Assets			\$4,189,788	\$3,075,659	\$0
Working Capital Position			-\$3,695,226	-\$5,048,453	\$0
Revenue			\$22,695,248	\$34,493,879	\$0
Expenses			\$21,581,118	\$31,993,303	\$0
Net Income			\$1,114,130	\$2,500,576	\$0

Affiliated Nursing Homes (Page 4)

BFA Attachment G cont

	<u>Seagate Rehabilitation & Nursing Center</u>	<u>Beds</u> <u>County</u> <u>360</u> <u>Kings</u>	<u>12/31/2017</u>	<u>12/31/2016</u>	<u>12/31/2015</u>
<u>Shorefront Operating LLC</u>					
Current Assets			\$12,298,229	12,289,637	7,962,607
Fixed Assets			\$22,079,484	20,887,556	19,709,990
Total Assets			\$34,377,713	33,177,193	27,672,597
Current Liabilities			\$9,767,664	10,128,450	6,823,101
Long Term Liabilities			\$16,651,094	17,875,896	18,530,753
Total Liabilities			\$26,418,758	28,004,346	25,353,854
Net Assets			\$7,958,955	5,172,847	2,318,743
Working Capital Position			\$2,530,565	2,161,187	1,139,506
Revenue			\$52,487,996	52,207,873	47,195,590
Expenses			\$48,464,388	45,703,768	43,990,173
Net Income			\$4,023,608	6,504,105	3,205,417
	<u>Cold Spring Hills Nursing & Rehabilitation</u>	<u>588</u> <u>Nassau</u>	<u>12/31/2017</u>	<u>12/31/2016</u>	<u>12/31/2015</u>
<u>Cold Spring Acquisition LLC</u>					
Current Assets			\$13,014,994	13,893,026	13,499,660
Fixed Assets			\$2,862,905	2,566,093	1,374,924
Total Assets			\$15,877,899	16,459,119	14,874,584
Current Liabilities			\$10,654,918	10,693,700	9,455,661
Long Term Liabilities			\$530,073	623,532	252,407
Total Liabilities			\$11,184,991	11,317,232	9,708,068
Net Assets			\$4,692,908	5,141,887	5,166,516
Working Capital Position			\$2,360,076	3,199,326	4,043,999
Revenue			\$60,279,406	85,427,889	50,170,514
Expenses			\$60,728,385	85,452,518	46,227,619
Net Income			-\$448,979	(24,629)	3,942,895
	<u>The Pavilion at Queens for Rehab & Nursing</u>	<u>302</u> <u>Queens</u>	<u>12/31/2017</u>	<u>12/31/2016</u>	<u>12/31/2015</u>
<u>Kennedy Pavilion RH LLC</u>					
Current Assets			\$12,609,052	11,636,536	-
Fixed Assets			\$11,675,849	11,589,330	-
Total Assets			\$24,284,901	23,225,866	-
Current Liabilities			\$3,619,024	5,314,895	-
Long Term Liabilities			\$7,489,340	6,391,789	-
Total Liabilities			\$11,108,364	11,706,684	-
Net Assets			\$13,176,537	11,519,182	-
Working Capital Position			\$8,990,028	6,321,641	-
Revenue			\$30,883,143	28,935,863	-
Expenses			\$25,825,789	25,750,777	-
Net Income			\$5,057,354	3,185,086	-

Affiliated Nursing Homes (Page 5)

BFA Attachment G cont

	<u>Hopkins Ctr Rehab & Healthcare</u>	<u>Beds County</u> <u>288 Kings</u>	<u>8/31/2018</u>	<u>12/31/2017</u>	<u>'31/2016 (210day)</u>
<u>KFG Operating 1 LLC</u>					
Current Assets			\$8,435,244	9,587,782	7,574,400
Fixed Assets			\$12,749,132	14,761,593	16,755,052
Total Assets			\$21,184,376	24,349,375	24,329,452
Current Liabilities			\$3,874,383	3,945,675	2,965,393
Long Term Liabilities			\$63,819	63,819	63,819
Total Liabilities			\$3,938,202	4,009,494	3,029,212
Net Assets			\$17,246,174	20,339,881	21,300,240
Working Capital Position			\$4,560,861	5,642,107	4,609,007
Revenue			\$37,952,871	38,752,620	34,787,122
Expenses			\$31,046,578	31,712,979	29,865,504
Net Income			\$6,906,293	7,039,641	4,921,618
	<u>Bensonhurst Ctr Rehab & Healthcare</u>	<u>200 Kings</u>	<u>12/31/2017</u>	<u>12/31/2016</u>	<u>12/31/2015</u>
<u>KFG Operating Two LLC</u>					
Current Assets			\$6,926,853	7,510,178	6,176,489
Fixed Assets			\$3,778,736	3,584,770	3,687,743
Total Assets			\$10,705,589	11,094,948	9,864,232
Current Liabilities			\$3,707,735	3,915,010	2,932,302
Long Term Liabilities			\$23,600	31,500	37,500
Total Liabilities			\$3,731,335	3,946,510	2,969,802
Net Assets			\$6,974,254	7,148,438	6,894,430
Working Capital Position			\$3,219,118	3,595,168	3,244,187
Revenue			\$34,367,365	34,102,903	31,665,180
Expenses			\$26,641,549	25,948,894	24,353,829
Net Income			\$7,725,816	8,154,009	7,311,351
	<u>The Villages of Orleans & Rehab Ctr</u>	<u>120 Orleans</u>	<u>12/31/2017</u>	<u>12/31/2016</u>	<u>12/31/2015</u>
<u>Comprehensive at Orleans LLC</u>					
Current Assets			\$1,931,962	2,665,507	2,230,041
Fixed Assets			\$878,951	937,765	1,077,039
Total Assets			\$2,810,913	3,603,272	3,307,080
Current Liabilities			\$2,788,970	3,556,921	3,421,765
Long Term Liabilities			\$82,974	98,909	172,814
Total Liabilities			\$2,871,944	3,655,830	3,594,579
Net Assets			-\$61,031	(52,558)	(287,499)
Working Capital Position			-\$857,008	(891,414)	(1,191,724)
Revenue			\$10,825,733	11,277,294	9,900,990
Expenses			\$10,834,205	10,970,021	10,100,650
Net Income			-\$8,472	307,273	(199,660)

Affiliated Nursing Homes (Page 6)

BFA Attachment G cont

	<u>Greene Meadows Nursing & Rehab</u>	<u>Beds County 120 Greene</u>	<u>7/31/2018</u>	<u>'31/2017 (226d</u>	<u>12/31/2016</u>
<u>Kaaterskill Operating LLC</u>					
Current Assets			\$3,377,504	3,473,895	3,447,649
Fixed Assets			\$2,768,621	2,894,340	3,114,311
Total Assets			\$6,146,125	6,368,235	6,561,960
Current Liabilities			\$2,489,506	4,885,302	4,608,191
Long Term Liabilities			\$2,219,227	121,651	1,042,678
Total Liabilities			\$4,708,733	5,006,953	5,650,869
Net Assets			\$1,437,392	1,361,282	911,091
Working Capital Position			\$887,998	(1,411,407)	(1,160,542)
Revenue			\$7,896,231	12,742,358	11,733,088
Expenses			\$7,370,121	12,163,167	10,800,481
Net Income			\$526,110	579,191	932,607
	<u>Massapequa Ctr Rehab & Nursing</u>	<u>320 Suffolk</u>	<u>7/31/2018</u>	<u>'31/2017 (40d</u>	<u>12/31/2016</u>
<u>Massapequa Center LLC</u>					
Current Assets			\$10,602,699	5,808,737	-
Fixed Assets			\$45,419,247	43,606,551	-
Total Assets			\$56,021,946	49,415,288	-
Current Liabilities			\$7,956,390	3,949,745	-
Long Term Liabilities			\$41,883,699	40,910,375	-
Total Liabilities			\$49,840,089	44,860,120	-
Net Assets			\$6,181,857	4,555,168	-
Working Capital Position			\$2,646,309	1,858,992	-
Revenue			\$25,276,510	4,601,701	-
Expenses			\$23,649,821	4,535,151	-
Net Income			\$1,626,689	66,550	-
	<u>Rosewood Rehab & Nursing Center</u>	<u>80 Rensselaer</u>	<u>12/31/2017</u>	<u>12/31/2016</u>	<u>12/31/2015</u>
<u>Rosewood Care, LLC</u>					
Current Assets			\$1,734,000	2,044,000	2,163,000
Fixed Assets			\$1,957,000	1,883,000	1,784,000
Total Assets			\$3,691,000	3,927,000	3,947,000
Current Liabilities			\$1,493,000	2,007,000	2,212,000
Long Term Liabilities			\$22,000	47,000	715,000
Total Liabilities			\$1,515,000	2,054,000	2,927,000
Net Assets			\$2,176,000	1,873,000	1,020,000
Working Capital Position			\$241,000	37,000	(49,000)
Revenue			\$8,594,000	8,664,000	7,941,000
Expenses			\$8,081,000	7,781,000	7,946,000
Net Income			\$513,000	883,000	(5,000)

Affiliated Nursing Homes (Page7)

BFA Attachment G cont

	Beds County	12/31/2017	12/31/2016	12/31/2015	
<u>Eastchester Rehab & HCC LLC</u>	<u>Eastchester Rehab & Health Care Ctr</u>	<u>200 Bronx</u>			
Current Assets		\$11,348,495	10,419,505	9,524,058	
Fixed Assets		\$11,315,884	11,569,144	11,377,777	
Total Assets		\$22,664,379	21,988,649	20,901,835	
Current Liabilities		\$4,697,326	4,764,630	4,793,212	
Long Term Liabilities		\$4,289,195	4,462,895	4,401,381	
Total Liabilities		\$8,986,521	9,227,525	9,194,593	
Net Assets		\$13,677,858	12,761,124	11,707,242	
Working Capital Position		\$6,651,169	5,654,875	4,730,846	
Revenue		\$29,715,235	26,871,799	25,023,404	
Expenses		\$28,021,081	25,142,921	22,639,897	
Net Income		\$1,694,154	1,728,878	2,383,507	
<u>St James Operating LLC</u>	<u>St James Rehab & Healthcare Ctr</u>	<u>230 Suffolk</u>	12/31/2017	12/31/2016	12/31/2015
Current Assets		\$7,705,975	5,836,269	5,348,226	
Fixed Assets		\$6,555,985	7,003,047	5,063,930	
Total Assets		\$14,261,960	12,839,316	10,412,156	
Current Liabilities		\$4,589,998	3,616,256	3,521,788	
Long Term Liabilities		\$1,195,262	1,555,998	430,275	
Total Liabilities		\$5,785,260	5,172,254	3,952,063	
Net Assets		\$8,476,700	7,667,062	6,460,093	
Working Capital Position		\$3,115,977	2,220,013	1,826,438	
Revenue		\$36,224,756	33,489,127	31,758,596	
Expenses		\$30,985,118	30,689,158	29,987,058	
Net Income		\$5,239,638	2,799,969	1,771,538	

KENNEDY RH HOLDINGS LLC
 FINANCIAL STATEMENT WORKSHEET
 FOR THE YEAR TO DATE PERIOD ENDING 12/31/17

00

ACCT/NUMBER	ACCOUNT DESCRIPTION	*****BALANCE SHEET*****		*****STATEMENT OF INCOME*****		*CHANGES IN ACCT BALANCES*	
		DEBIT BAL	CREDIT BAL	DEBIT BAL	CREDIT BAL	INCREASE	DECREASE
101.00	Cash - Capital One	1,706.35				1,481.35	
102.00	Cash - Chase	1,506.35				1,506.35	
120.00	Investment - TCPRNC Real Estate L	4,500,000.00					
125.00	Investment - TCPRNC Real Estate		372,772.00				456,553.00
400.00	Capital		4,384,008.00				
421.00	Drawing - B Fuchs	24,000.00				24,000.00	
422.00	Drawing - J Edelstein	24,000.00				24,000.00	
423.00	Drawing - I Freund	24,000.00				24,000.00	
424.00	Drawing - T Fuchs	24,000.00				24,000.00	
425.00	Drawing - G Fuchs	24,000.00				24,000.00	
515.00	Interest Income - Jewish Home				41,823.70		
550.00	Unrealized appreciation - K-1				199,688.00		
800.00	NYS Filing Fee			23.00			
960.00	Rental real estate loss - K-1			575,079.00			
		4,623,212.70	4,956,780.00	575,079.00	241,511.70	122,987.70	456,553.00
	Net loss	333,567.30			333,567.30	333,567.30	
		4,956,780.00	4,956,780.00	575,079.00	575,079.00	456,553.00	456,553.00

Philipson Family LLC
Cash and Marketable Securities
30-Jun-18

Cash

	Account #	
Signature Bank	1501655585	98,338.91
Signature Bank	1501655550	165,166.13
Signature Bank	1500646191	218,045.84
Sterling National Bank	xx1605	7,659.58
Valley National Bank	42030447	462,232.00
Valley National Bank	41965795	748,393.81
Comerica Bank	1853305918	470,000.46
IDB Bank	13-2373-3	140,661.70
IDB Bank	13-2374-1	1,460.72
		<u>2,311,959.15</u>

Securities

IDB Bank	40100001441	1,104,061.73
IDB Bank	40100001440	501,769.21
IDB Bank	40100001430	8,338,795.41
Comerica Bank	3085011504	5,031,532.15
Comerica Bank	3085011620	3,012,710.52
Butterfield	x9320015	2,129,143.87
Butterfield	x9310011	9,349,867.03
Madison Exchange		<u>20,440,002.81</u>
		<u>49,907,882.73</u>

Grand Total

52,219,841.88

**New Riverdale Rehab and Nursing
Current and Proposed Realty Owners**

**Project# 182117
BFA Attachment-B**

<u>Current Real Estate Owners</u>		<u>Proposed Real Estate Owners</u>	
641 West 230th LLC		Riverdale Real Estate Acquisitions, LLC	
Members:		Members:	Indirect
Eric Paneth	50%	Leopold Freidman	25.0%
Marvin Beinhorn	50%	Benjamin Landa	25.0%
		BESCAR, LLC	10.0%
		Barabara Gold-20%	2%
		Donald Fishoff-20%	2%
		Regina Weinstock-20%	2%
		Abraham Fishoff-20%	2%
		Meryl Maybruch-20%	2%
		Kennedy RH Holdings, LLC	15.0%
		Joel Edelstein-20%	3%
		Israel Freund-20%	3%
		Bernard Fuchs-20%	3%
		Tova Fuchs-20%	3%
		Gerald Fuchs-20%	3%
		Phillipson Family LLC	25.0%
		Bent Phillipson-50%	12.50%
		Deborah Phillipson-50%	12.50%

TCPRNC LLC
Pro Forma Balance Sheet (AS OF APPROVAL DATE)

Project # 182117
BFA Attachment C

New Riverdale Rehab
and Nursing

ASSETS:

Cash and Cash Equivalents	2,866,402
Prepaid Expenses and Other	-
Accounts Receivable	-
Other Assets:	2,000,000
Due from Affiliated Organizations	-
Resident Funds	-

Total Current Assets

4,866,402

Property and Equipment (Net of Accumulated Depreciation)	-
Fixed Assets - Net	-
Intangibles	-

TOTAL ASSETS

4,866,402

LIABILITIES:

Accounts Payable	-
Accrued Payroll	-
Due to Affiliated Organizations	-
Resident Funds Liability	-

Total Current Liabilities

-

Loans and Mortgage Payable	1,600,000
Loan - Working Capital	1,433,201
Total Long-Term Liabilities	<u>3,033,201</u>

TOTAL LIABILITIES

3,033,201

Members' Equity

1,833,201

TOTAL LIABILITIES AND MEMBERS' EQUITY

4,866,402

Pro Forma Balance Sheet (AS OF APPROVAL DATE)

**Riverdale Real Estate
Acquisitions, LLC**

ASSETS:

Property and Equipment 18,400,000

TOTAL ASSETS 18,400,000

LIABILITIES:

Loans and Mortgage Payable 14,720,000

Total Long-Term Liabilities 14,720,000

TOTAL LIABILITIES 14,720,000

Members' Equity 3,680,000

TOTAL LIABILITIES AND MEMBERS' EQUITY 18,400,000

Riverdale Nursing Home, Inc.
Financial Summary

FISCAL PERIOD ENDED	<u>12/31/2017</u>	<u>12/31/2016</u>	<u>12/31/2015</u>
ASSETS - CURRENT	\$3,072,860	\$2,937,607	\$2,421,033
ASSETS - FIXED AND OTHER	2,652,171	2,635,875	3,146,634
LIABILITIES - CURRENT	3,087,990	4,224,667	6,831,740
LIABILITIES - LONG-TERM	<u>263,733</u>	<u>2,979,434</u>	<u>4,488,810</u>
EQUITY	\$2,373,308	(\$1,630,619)	(\$5,752,883)
<hr/>			
INCOME	\$14,720,177	\$17,870,505	\$15,040,224
EXPENSE	<u>14,720,369</u>	<u>15,028,673</u>	<u>14,289,151</u>
NET INCOME	(\$192)	\$2,841,832	\$751,073
<hr/>			
NUMBER OF BEDS	146	146	146
PERCENT OF OCCUPANCY (DAYS)	85%	91.50%	95.70%
<hr/>			
PERCENT OCCUPANCY (DAYS):			
MEDICAID	86.45%	86.32%	86.76%
MEDICARE	9.71%	12.68%	10.26%
PRIVATE/OTHER	3.84%	1.00%	2.98%
<hr/>			
Average Working Capital	(\$1,904,299)		
Average Net Assets	(\$1,670,065)		
Average Net Income (Loss)	\$1,197,571		
Average Occupancy	90.73%		

RIVERDALE NURSING HOME INC.
As of December 31, 2017
BALANCE SHEET

ASSETS

CURRENT ASSETS

CASH & EQUIVALENTS	\$ 95,402
ACCOUNTS RECEIVABLE	2,551,281
INVENTORY	13,088
PREPAID EXPENSES	546,678
LOANS RECEIVABLE REL PARTIES	(190,000)
ESCROW DEPOSITS	56,411
TOTAL CURRENT ASSETS	<u>3,072,860</u>

EQUIPMENT & OTHER ASSETS

CONSTRUCTION IN PROGRESS	111,105
CAPITAL & LHI IMPROVEMENTS	2,780,936
FURNITURE & EQUIPMENT	896,930
TOTAL FIXED ASSETS	<u>3,788,971</u>
ACCUMULATED DEPRECIATION	1,382,042
NET UNDEPRECIATED VALUE	<u>2,406,929</u>
PATIENTS' TRUST FUND	216,478
OTHER ASSETS	28,764
TOTAL EQUIPMENT & OTHER ASSETS	<u>2,652,171</u>

TOTAL ASSETS	<u>\$ 5,725,031</u>
---------------------	----------------------------

LIABILITIES & EQUITY

CURRENT LIABILITIES

ACCOUNTS PAYABLE	\$ 2,538,526
WITHHOLDING TAXES PAYABLE	6,921
ACCRUED PAYROLL	408,752
ACCRUED EXPENSES & TAXES	159,851
EXCHANGES	(26,060)
TOTAL CURRENT LIABILITIES	<u>3,087,990</u>

LONG TERM LIABILITIES

LOAN PAYABLE 641 W 230 ST	47,246
PATIENTS' TRUST FUND PAYABLE	216,487
TOTAL LONG TERM LIABILITIES	<u>263,733</u>

EQUITY

EQUITY	(1,638,187)
CONTRIBUTIONS	4,011,495
TOTAL EQUITY	<u>2,373,308</u>
TOTAL LIABILITIES & EQUITY	<u>\$ 5,725,031</u>

Distributions for 2017 cannot exceed \$536,115
 (3% of prior year revenue of \$17,870,504) without prior approval

RIVERDALE NURSING HOME INC.
For the Period Ended December 31, 2017

Prior Year 01/01/16 12/31/16	DESCRIPTION	Year To Date 01/01/17 12/31/17	Current Period 12/01/17 12/31/17	YTD PPD 01/01/17 12/31/17	CUR PPD 12/01/17 12/31/17	LY PPD 01/01/16 12/31/16	YTD Inc (Dec) vs. LYTD
Executive Summary							
REVENUE							
17,870,505	TOTAL REVENUE	14,720,177	1,347,176	325.15	340.97	365.55	-11.05%
EXPENSES							
5,413,020	NURSING & MEDICAL	5,533,868	557,340	122.24	141.06	110.73	10.39%
1,968,241	THERAPY & ANCILLARIES	1,836,567	141,210	40.57	35.74	40.26	0.77%
342,951	SOCIAL SERVICE	336,748	24,671	7.44	6.24	7.02	5.98%
248,831	LEISURE TIME ACTIVITIES	230,312	25,024	5.09	6.33	5.09	0.00%
1,412,096	CLEANLINESS & SAFETY	1,217,281	78,750	26.89	19.93	28.89	-6.92%
1,293,049	FOOD & NUTRITION	1,286,015	111,463	28.41	28.21	26.45	7.41%
2,742,126	GENERAL & ADMINISTRATION	2,565,306	125,240	56.66	31.70	56.09	1.02%
1,178,283	PROPERTY	1,146,765	227,552	25.33	57.59	24.10	5.10%
514,089	NON COMPARABLE	567,507	48,968	12.54	12.39	10.52	19.20%
15,112,686	TOTAL EXPENSES	14,720,369	1,340,218	325.17	339.19	309.15	5.18%
2,757,819	INCOME (LOSS) FROM OPERATIONS	(192)	6,958	-0.02	1.78	56.40	-100.04%
6,500	LESS: BUSINESS TAXES	7,375	0	0.16	0.00	0.13	23.08%
2,751,319	NET INCOME (LOSS)	(7,567)	6,958	-0.18	1.78	56.27	-100.32%
48,886	NUMBER OF PATIENT DAYS	45,272	3,951				
134	AVERAGE NUMBER OF PATIENTS	124	127				

RIVERDALE NURSING HOME INC.
For the Period Ended December 31, 2017

Prior Year 01/01/16 12/31/16	DESCRIPTION	Year To Date 01/01/17 12/31/17	Current Period 12/01/17 12/31/17	YTD PPD 01/01/17 12/31/17	CUR PPD 12/01/17 12/31/17	LY PPD 01/01/16 12/31/16	YTD Inc (Dec) vs. LYTD
Statement of Operations - Revenues							
		REVENUE					
10,471,293	MEDICAID	9,695,200	900,358	247.73	248.92	248.12	-0.16%
18,368	MEDICAID RETRO RATE ADJ	(40,507)	(42,589)	(1.04)	(11.77)	0.44	-336.36%
3,912,278	MEDICARE - PART A	2,762,336	139,664	627.80	517.27	631.32	-0.56%
553	MEDICARE FINAL SETTLEMENT	3,728	0	0.85	0.00	0.09	844.44%
103,157	PRIVATE	483,815	20,146	279.82	314.78	254.71	9.86%
46,571	COMMERCIAL INSURANCE	62	0	8.86	0.00	574.95	-98.46%
708,151	MEDICARE PART B	892,370	147,113	19.71	37.23	14.49	36.02%
464,228	REVENUE ASSESMENT ADD-ON	396,004	35,594	10.12	9.84	11.00	-8.00%
135,610	PRIOR PERIOD INCOME & ADJ.	146,676	146,676	3.24	37.12	2.77	16.97%
343	INTEREST INCOME	288	2	0.01	0.00	0.01	0.00%
2,009,953	OTHER	380,205	212	8.40	0.05	41.12	-79.57%
17,870,505	TOTAL REVENUE	14,720,177	1,347,176	325.15	340.97	365.55	-11.05%

RIVERDALE NURSING HOME INC.
As of June 30, 2019
BALANCE SHEET

ASSETS

CURRENT ASSETS

CASH & EQUIVALENTS	\$ 566,132
ACCOUNTS RECEIVABLE	2,491,211
INVENTORY	13,088
PREPAID EXPENSES	193,474
ESCROW DEPOSITS	173,836
TOTAL CURRENT ASSETS	<u>3,437,741</u>

EQUIPMENT & OTHER ASSETS

CONSTRUCTION IN PROGRESS	111,955
CAPITAL & LHI IMPROVEMENTS	2,697,216
FURNITURE & EQUIPMENT	858,832
TOTAL FIXED ASSETS	<u>3,668,003</u>
ACCUMULATED DEPRECIATION	<u>1,667,123</u>
NET UNDEPRECIATED VALUE	2,000,880
PATIENTS' TRUST FUND	197,507
OTHER ASSETS	28,764
TOTAL EQUIPMENT & OTHER ASSETS	<u>2,227,151</u>
TOTAL ASSETS	<u>\$ 5,664,892</u>

LIABILITIES & EQUITY

CURRENT LIABILITIES

ACCOUNTS PAYABLE	\$ 1,946,748
WITHHOLDING TAXES PAYABLE	6,114
ACCRUED PAYROLL	398,091
ACCRUED EXPENSES & TAXES	149,457
EXCHANGES	335
TOTAL CURRENT LIABILITIES	<u>2,500,745</u>

LONG TERM LIABILITIES

LOAN PAYABLE 641 W 230 ST	47,246
PATIENTS' TRUST FUND PAYABLE	197,517
TOTAL LONG TERM LIABILITIES	<u>244,763</u>

EQUITY

EQUITY	3,139,384
DISTRIBUTIONS	(220,000)
TOTAL EQUITY	<u>2,919,384</u>
TOTAL LIABILITIES & EQUITY	<u>\$ 5,664,892</u>

Distributions for 2019 cannot exceed \$477,761
(3% of prior year revenue of \$15,925,366) without prior approval

RIVERDALE NURSING HOME INC.
For the Period Ended June 30, 2019

Prior Year 01/01/18 06/30/18	DESCRIPTION	Year To Date 01/01/19 06/30/19	Current Period 06/01/19 06/30/19	YTD PPD 01/01/19 06/30/19	CUR PPD 06/01/19 06/30/19	LY PPD 01/01/18 06/30/18	YTD Inc (Dec) vs. LYTD
Executive Summary							
		REVENUE					
7,837,334	TOTAL REVENUE	7,933,798	1,298,512	334.20	324.87	331.25	0.89%
		EXPENSES					
3,012,073	NURSING & MEDICAL	2,867,654	478,072	120.79	119.61	127.31	-5.12%
875,078	THERAPY & ANCILLARIES	884,303	140,012	37.25	35.03	36.99	0.70%
187,754	SOCIAL SERVICE	135,751	24,980	5.72	6.25	7.94	-27.96%
118,091	LEISURE TIME ACTIVITIES	112,114	19,626	4.72	4.91	4.99	-5.41%
669,533	CLEANLINESS & SAFETY	617,498	114,301	26.01	28.60	28.30	-8.09%
683,235	FOOD & NUTRITION	670,457	109,437	28.24	27.38	28.88	-2.22%
1,312,153	GENERAL & ADMINISTRATION	1,305,298	209,778	54.98	52.48	55.46	-0.87%
563,956	PROPERTY	568,000	94,963	23.93	23.76	23.84	0.38%
303,205	NON COMPARABLE	244,704	33,344	10.31	8.34	12.82	-19.58%
7,725,078	TOTAL EXPENSES	7,405,779	1,224,513	311.95	306.36	326.53	-4.47%
112,256	INCOME (LOSS) FROM OPERATIONS	528,019	73,999	22.25	18.51	4.72	371.40%
0	LESS: BUSINESS TAXES	9,682	1,187	0.41	0.30	0.00	0.00%
112,256	NET INCOME (LOSS)	518,337	72,812	21.84	18.21	4.72	362.71%
23,660	NUMBER OF PATIENT DAYS	23,740	3,997				
131	AVERAGE NUMBER OF PATIENTS	131	133				

Affiliated Nursing Homes (Page 1)

BFA Attachment G

	<u>Peninsula Nursing & Rehabilitation Center</u>	<u>Beds</u> <u>County</u> <u>200</u> <u>Queens</u>	<u>12/31/2017</u>	<u>12/31/2016</u>	<u>12/31/2015</u>
<u>Cardiff Bay Care Center, LLC</u>					
Current Assets			\$8,586,111	\$10,420,669	\$7,231,737
Fixed Assets			\$2,297,425	\$1,719,831	\$3,939,089
Total Assets			\$10,883,536	\$12,140,500	\$11,170,826
Current Liabilities			\$8,527,044	\$9,794,756	\$8,309,924
Long Term Liabilities			\$1,505,946	\$1,381,072	\$1,768,473
Total Liabilities			\$10,032,990	\$11,175,828	\$10,078,397
Net Assets			\$850,546	\$964,672	\$1,092,429
Working Capital Position			\$59,067	\$625,913	-\$1,078,187
Revenue			\$21,556,426	\$20,965,228	\$22,069,494
Expenses			\$21,270,552	\$20,674,699	\$21,342,945
Net Income			\$285,874	\$290,529	\$726,549

	<u>Beach Gardens Rehab & Nursing Center</u>	<u>163</u> <u>Queens</u>	<u>12/31/2017</u>	<u>12/31/2016</u>	<u>12/31/2015</u>
<u>Hendon Garden Center, LLC</u>					
Current Assets			\$4,782,112	\$5,068,671	\$5,182,511
Fixed Assets			\$9,753,892	\$10,253,755	\$10,092,872
Total Assets			\$14,536,004	\$15,322,426	\$15,275,383
Current Liabilities			\$2,676,903	\$2,355,271	\$2,183,268
Long Term Liabilities			\$11,141,881	\$11,448,917	\$12,720,209
Total Liabilities			\$13,818,784	\$13,804,188	\$14,903,477
Net Assets			\$717,220	\$1,518,238	\$371,906
Working Capital Position			\$2,105,209	\$2,713,400	\$2,999,243
Revenue			\$16,474,942	\$16,583,516	\$15,882,725
Expenses			\$17,084,558	\$15,563,857	\$14,801,153
Net Income			-\$609,616	\$1,019,659	\$1,081,572

	<u>The Citadel Rehab & Nursing Center at Kingsbridge</u>	<u>385</u> <u>Bronx</u>	<u>12/31/2017</u>	<u>12/31/2016</u>	<u>'31/2015 119days</u>
<u>Highland View Care Center Operating Co., LLC</u>					
Current Assets			\$11,070,370	\$11,198,804	\$11,712,881
Fixed Assets			\$12,377,126	\$7,510,513	\$5,499,597
Total Assets			\$23,447,496	\$18,709,317	\$17,212,478
Current Liabilities			\$6,131,575	\$5,805,461	\$8,233,345
Long Term Liabilities			\$6,529,258	\$7,398,107	\$6,011,519
Total Liabilities			\$12,660,833	\$13,203,568	\$14,244,864
Net Assets			\$10,786,663	\$5,505,749	\$2,967,614
Working Capital Position			\$4,938,795	\$5,393,343	\$3,479,536
Revenue			\$50,024,274	\$45,893,280	\$17,862,692
Expenses			\$44,743,360	\$43,355,145	\$15,590,223
Net Income			\$5,280,914	\$2,538,135	\$2,272,469

Affiliated Nursing Homes (Page 2)

BFA Attachment G cont

		Beds County	8/31/2018	12/31/2017	12/31/2016
<u>Dewitt Rehabilitation & Nursing Center Inc.</u>	<u>Upper East Side Rehab & Nursing Center</u>	<u>499 New York</u>			
Current Assets			\$20,147,807	\$17,458,580	\$12,657,061
Fixed Assets			\$1,359,105	\$8,515,301	\$6,610,780
Total Assets			\$21,506,912	\$25,973,881	\$19,267,841
Current Liabilities			\$3,939,698	\$5,564,657	\$6,710,895
Long Term Liabilities			\$284,248	\$11,165,171	\$3,694,210
Total Liabilities			\$4,223,946	\$16,729,828	\$10,405,105
Net Assets			\$17,282,966	\$9,244,053	\$8,862,736
Working Capital Position			\$16,208,109	\$11,893,923	\$5,946,166
Revenue			\$56,272,643	\$81,405,783	\$69,058,321
Expenses			\$48,233,730	\$81,024,466	\$68,918,136
Net Income			\$8,038,913	\$381,317	\$140,185
<u>Hudson Pointe Acquisition, LLC</u>	<u>Hudson Pointe at Riverdale Center for Nursing & Rehab</u>	<u>159 Bronx</u>	<u>8/31/2018</u>	<u>12/31/2017</u>	<u>'31/2016 (211d)</u>
Current Assets			\$3,815,910	\$3,570,147	\$4,043,556
Fixed Assets			\$1,855,226	\$1,615,046	\$1,214,798
Total Assets			\$5,671,136	\$5,185,193	\$5,258,354
Current Liabilities			\$6,626,881	\$6,603,292	\$4,905,632
Long Term Liabilities			\$343,608	\$161,736	\$1,614,452
Total Liabilities			\$6,970,489	\$6,765,028	\$6,520,084
Net Assets			-\$1,299,353	-\$1,579,835	-\$1,261,730
Working Capital Position			-\$2,810,971	-\$3,033,145	-\$862,076
Revenue			\$13,201,681	\$19,480,859	\$10,351,178
Expenses			\$12,921,199	\$19,798,963	\$11,612,908
Net Income			\$280,482	-\$318,104	-\$1,261,730
<u>Ross Acquisition, LLC</u>	<u>Ross Center for Nursing and Rehab</u>	<u>120 Suffolk</u>	<u>8/31/2018</u>	<u>12/31/2017</u>	<u>'31/2016 (210d)</u>
Current Assets			\$4,155,273	\$2,723,684	\$1,909,076
Fixed Assets			\$361,111	\$872,401	\$424,322
Total Assets			\$4,516,384	\$3,596,085	\$2,333,398
Current Liabilities			\$4,509,396	\$2,835,817	\$1,636,707
Long Term Liabilities			\$98,046	\$609,671	\$556,614
Total Liabilities			\$4,607,442	\$3,445,488	\$2,193,321
Net Assets			-\$91,058	\$150,597	\$140,077
Working Capital Position			-\$354,123	-\$112,133	\$272,369
Revenue			\$10,329,215	\$13,971,707	\$7,451,354
Expenses			\$10,570,870	\$13,961,187	\$7,653,575
Net Income			-\$241,655	\$10,520	-\$202,221

Affiliated Nursing Homes (Page 3)

Beds
County

BFA Attachment G cont

<u>MLAP Acquisitions, LLC</u>	<u>Long Beach Nursing and Rehabilitation</u>	<u>150 Nassau</u>	<u>5/31/2018</u>	<u>12/31/2017</u>	<u>12/31/2016</u>
Current Assets			\$5,386,448	\$4,737,791	\$4,635,426
Fixed Assets			\$7,051,828	\$6,854,748	\$5,068,840
Total Assets			\$12,438,276	\$11,592,539	\$9,704,266
Current Liabilities			\$2,958,100	\$2,801,477	\$2,574,247
Long Term Liabilities			\$7,143,797	\$7,727,252	\$6,525,370
Total Liabilities			\$10,101,897	\$10,528,729	\$9,099,617
Net Assets			\$2,336,379	\$1,063,810	\$604,649
Working Capital Position			\$2,428,348	\$1,936,314	\$2,061,179
Revenue			\$7,974,384	\$18,249,194	\$16,989,456
Expenses			\$6,441,019	\$17,790,033	\$16,591,672
Net Income			\$1,533,365	\$459,161	\$397,784

<u>TCPRNC LLC</u>	<u>Plaza Rehab & Nursing Center</u>	<u>744 Bronx</u>	<u>12/31/2018</u>	<u>12/31/2017</u>	<u>12/31/2016(100day)</u>
Current Assets			\$0	\$34,367,328	\$21,975,356
Fixed Assets			\$0	\$107,712,891	\$117,929,546
Total Assets			\$0	\$142,080,219	\$139,904,902
Current Liabilities			\$0	\$40,440,427	\$21,131,847
Long Term Liabilities			\$0	\$101,561,080	\$119,315,185
Total Liabilities			\$0	\$142,001,507	\$140,447,032
Net Assets			\$0	\$78,712	-\$542,130
Working Capital Position			\$0	-\$6,073,099	\$843,509
Revenue			\$0	\$106,443,496	\$27,569,130
Expenses			\$0	\$104,646,567	\$27,926,799
Net Income			\$0	\$1,796,929	-\$357,669

<u>SBNH Acquisition, LLC</u>	<u>Bronx Gardens Rehab & Nursing Center</u>	<u>199 Bronx</u>	<u>8/31/2018</u>	<u>12/31/2017</u>	<u>12/31/2016</u>
Current Assets			\$6,755,057	\$7,408,556	\$0
Fixed Assets			\$8,373,381	\$8,320,676	\$0
Total Assets			\$15,128,438	\$15,729,232	\$0
Current Liabilities			\$10,450,283	\$12,457,009	\$0
Long Term Liabilities			\$488,367	\$196,564	\$0
Total Liabilities			\$10,938,650	\$12,653,573	\$0
Net Assets			\$4,189,788	\$3,075,659	\$0
Working Capital Position			-\$3,695,226	-\$5,048,453	\$0
Revenue			\$22,695,248	\$34,493,879	\$0
Expenses			\$21,581,118	\$31,993,303	\$0
Net Income			\$1,114,130	\$2,500,576	\$0

Affiliated Nursing Homes (Page 4)

BFA Attachment G cont

	<u>Seagate Rehabilitation & Nursing Center</u>	<u>Beds</u> <u>County</u> <u>360</u> <u>Kings</u>	<u>12/31/2017</u>	<u>12/31/2016</u>	<u>12/31/2015</u>
			<u>Shorefront Operating LLC</u>		
Current Assets			\$12,298,229	12,289,637	7,962,607
Fixed Assets			\$22,079,484	20,887,556	19,709,990
Total Assets			\$34,377,713	33,177,193	27,672,597
Current Liabilities			\$9,767,664	10,128,450	6,823,101
Long Term Liabilities			\$16,651,094	17,875,896	18,530,753
Total Liabilities			\$26,418,758	28,004,346	25,353,854
Net Assets			\$7,958,955	5,172,847	2,318,743
Working Capital Position			\$2,530,565	2,161,187	1,139,506
Revenue			\$52,487,996	52,207,873	47,195,590
Expenses			\$48,464,388	45,703,768	43,990,173
Net Income			\$4,023,608	6,504,105	3,205,417
	<u>Cold Spring Hills Nursing & Rehabilitation</u>	<u>588</u> <u>Nassau</u>	<u>12/31/2017</u>	<u>12/31/2016</u>	<u>12/31/2015</u>
<u>Cold Spring Acquisition LLC</u>					
Current Assets			\$13,014,994	13,893,026	13,499,660
Fixed Assets			\$2,862,905	2,566,093	1,374,924
Total Assets			\$15,877,899	16,459,119	14,874,584
Current Liabilities			\$10,654,918	10,693,700	9,455,661
Long Term Liabilities			\$530,073	623,532	252,407
Total Liabilities			\$11,184,991	11,317,232	9,708,068
Net Assets			\$4,692,908	5,141,887	5,166,516
Working Capital Position			\$2,360,076	3,199,326	4,043,999
Revenue			\$60,279,406	85,427,889	50,170,514
Expenses			\$60,728,385	85,452,518	46,227,619
Net Income			-\$448,979	(24,629)	3,942,895
	<u>The Pavilion at Queens for Rehab & Nursing</u>	<u>302</u> <u>Queens</u>	<u>12/31/2017</u>	<u>12/31/2016</u>	<u>12/31/2015</u>
<u>Kennedy Pavillon RH LLC</u>					
Current Assets			\$12,609,052	11,636,536	-
Fixed Assets			\$11,675,849	11,589,330	-
Total Assets			\$24,284,901	23,225,866	-
Current Liabilities			\$3,619,024	5,314,895	-
Long Term Liabilities			\$7,489,340	6,391,789	-
Total Liabilities			\$11,108,364	11,706,684	-
Net Assets			\$13,176,537	11,519,182	-
Working Capital Position			\$8,990,028	6,321,641	-
Revenue			\$30,883,143	28,935,863	-
Expenses			\$25,825,789	25,750,777	-
Net Income			\$5,057,354	3,185,086	-

Affiliated Nursing Homes (Page 5)

BFA Attachment G cont

	<u>Hopkins Ctr Rehab & Healthcare</u>	<u>Beds County 288 Kings</u>	<u>8/31/2018</u>	<u>12/31/2017</u>	<u>31/2016 (210day)</u>
KFG Operating 1 LLC					
Current Assets			\$8,435,244	9,587,782	7,574,400
Fixed Assets			\$12,749,132	14,761,593	16,755,052
Total Assets			\$21,184,376	24,349,375	24,329,452
Current Liabilities			\$3,874,383	3,945,675	2,965,393
Long Term Liabilities			\$63,819	63,819	63,819
Total Liabilities			\$3,938,202	4,009,494	3,029,212
Net Assets			\$17,246,174	20,339,881	21,300,240
Working Capital Position			\$4,560,861	5,642,107	4,609,007
Revenue			\$37,952,871	38,752,620	34,787,122
Expenses			\$31,046,578	31,712,979	29,865,504
Net Income			\$6,906,293	7,039,641	4,921,618
	<u>Bensonhurst Ctr Rehab & Healthcare</u>	<u>200 Kings</u>	<u>12/31/2017</u>	<u>12/31/2016</u>	<u>12/31/2015</u>
KFG Operating Two LLC					
Current Assets			\$6,926,853	7,510,178	6,176,489
Fixed Assets			\$3,778,736	3,584,770	3,687,743
Total Assets			\$10,705,589	11,094,948	9,864,232
Current Liabilities			\$3,707,735	3,915,010	2,932,302
Long Term Liabilities			\$23,600	31,500	37,500
Total Liabilities			\$3,731,335	3,946,510	2,969,802
Net Assets			\$6,974,254	7,148,438	6,894,430
Working Capital Position			\$3,219,118	3,595,168	3,244,187
Revenue			\$34,367,365	34,102,903	31,665,180
Expenses			\$26,641,549	25,948,894	24,353,829
Net Income			\$7,725,816	8,154,009	7,311,351
	<u>The Villages of Orleans & Rehab Ctr</u>	<u>120 Orleans</u>	<u>12/31/2017</u>	<u>12/31/2016</u>	<u>12/31/2015</u>
Comprehensive at Orleans LLC					
Current Assets			\$1,931,962	2,665,507	2,230,041
Fixed Assets			\$878,951	937,765	1,077,039
Total Assets			\$2,810,913	3,603,272	3,307,080
Current Liabilities			\$2,788,970	3,556,921	3,421,765
Long Term Liabilities			\$82,974	98,909	172,814
Total Liabilities			\$2,871,944	3,655,830	3,594,579
Net Assets			-\$61,031	(52,558)	(287,499)
Working Capital Position			-\$857,008	(891,414)	(1,191,724)
Revenue			\$10,825,733	11,277,294	9,900,990
Expenses			\$10,834,205	10,970,021	10,100,650
Net Income			-\$8,472	307,273	(199,660)

Affiliated Nursing Homes (Page 6)

BFA Attachment G cont

	<u>Greene Meadows Nursing & Rehab</u>	<u>Beds</u>	<u>7/31/2018</u>	<u>'31/2017 (226d)</u>	<u>12/31/2016</u>
		<u>County</u> <u>120</u> <u>Greene</u>			
<u>Kaaterskill Operating LLC</u>					
Current Assets			\$3,377,504	3,473,895	3,447,649
Fixed Assets			\$2,768,621	2,894,340	3,114,311
Total Assets			\$6,146,125	6,368,235	6,561,960
Current Liabilities			\$2,489,506	4,885,302	4,608,191
Long Term Liabilities			\$2,219,227	121,651	1,042,678
Total Liabilities			\$4,708,733	5,006,953	5,650,869
Net Assets			\$1,437,392	1,361,282	911,091
Working Capital Position			\$887,998	(1,411,407)	(1,160,542)
Revenue			\$7,896,231	12,742,358	11,733,088
Expenses			\$7,370,121	12,163,167	10,800,481
Net Income			\$526,110	579,191	932,607

	<u>Massapequa Ctr Rehab & Nursing</u>	<u>Beds</u>	<u>7/31/2018</u>	<u>/31/2017 (40d)</u>	<u>12/31/2016</u>
		<u>Suffolk</u> <u>320</u>			
<u>Massapequa Center LLC</u>					
Current Assets			\$10,602,699	5,808,737	-
Fixed Assets			\$45,419,247	43,606,551	-
Total Assets			\$56,021,946	49,415,288	-
Current Liabilities			\$7,956,390	3,949,745	-
Long Term Liabilities			\$41,883,699	40,910,375	-
Total Liabilities			\$49,840,089	44,860,120	-
Net Assets			\$6,181,857	4,555,168	-
Working Capital Position			\$2,646,309	1,858,992	-
Revenue			\$25,276,510	4,601,701	-
Expenses			\$23,649,821	4,535,151	-
Net Income			\$1,626,689	66,550	-

	<u>Rosewood Rehab & Nursing Center</u>	<u>Beds</u>	<u>12/31/2017</u>	<u>12/31/2016</u>	<u>12/31/2015</u>
		<u>Rensselaer</u> <u>80</u>			
<u>Rosewood Care, LLC</u>					
Current Assets			\$1,734,000	2,044,000	2,163,000
Fixed Assets			\$1,957,000	1,883,000	1,784,000
Total Assets			\$3,691,000	3,927,000	3,947,000
Current Liabilities			\$1,493,000	2,007,000	2,212,000
Long Term Liabilities			\$22,000	47,000	715,000
Total Liabilities			\$1,515,000	2,054,000	2,927,000
Net Assets			\$2,176,000	1,873,000	1,020,000
Working Capital Position			\$241,000	37,000	(49,000)
Revenue			\$8,594,000	8,664,000	7,941,000
Expenses			\$8,081,000	7,781,000	7,946,000
Net Income			\$513,000	883,000	(5,000)

Affiliated Nursing Homes (Page7)

Beds
County

BFA Attachment G cont

<u>Eastchester Rehab & HCC LLC</u>	<u>Eastchester Rehab & Health Care Ctr</u>	<u>200 Bronx</u>	<u>12/31/2017</u>	<u>12/31/2016</u>	<u>12/31/2015</u>
Current Assets			\$11,348,495	10,419,505	9,524,058
Fixed Assets			\$11,315,884	11,569,144	11,377,777
Total Assets			\$22,664,379	21,988,649	20,901,835
Current Liabilities			\$4,697,326	4,764,630	4,793,212
Long Term Liabilities			\$4,289,195	4,462,895	4,401,381
Total Liabilities			\$8,986,521	9,227,525	9,194,593
Net Assets			\$13,677,858	12,761,124	11,707,242
Working Capital Position			\$6,651,169	5,654,875	4,730,846
Revenue			\$29,715,235	26,871,799	25,023,404
Expenses			\$28,021,081	25,142,921	22,639,897
Net Income			\$1,694,154	1,728,878	2,383,507

<u>St James Operating LLC</u>	<u>St James Rehab & Healthcare Ctr</u>	<u>230 Suffolk</u>	<u>12/31/2017</u>	<u>12/31/2016</u>	<u>12/31/2015</u>
Current Assets			\$7,705,975	5,836,269	5,348,226
Fixed Assets			\$6,555,985	7,003,047	5,063,930
Total Assets			\$14,261,960	12,839,316	10,412,156
Current Liabilities			\$4,589,998	3,616,256	3,521,788
Long Term Liabilities			\$1,195,262	1,555,998	430,275
Total Liabilities			\$5,785,260	5,172,254	3,952,063
Net Assets			\$8,476,700	7,667,062	6,460,093
Working Capital Position			\$3,115,977	2,220,013	1,826,438
Revenue			\$36,224,756	33,489,127	31,758,596
Expenses			\$30,985,118	30,689,158	29,987,058
Net Income			\$5,239,638	2,799,969	1,771,538

Name of Facility	Overall Rating	Comments
Pennsylvania		
The Brighton Rehab and Wellness Center	**	The facility has experienced significant improvements in its Star Ratings since the troubled facility was purchased in 2014. The 2017 survey resulted in several deficiencies, none of which were directly related to patient care. The facility currently has four (4) stars for Quality and during the last data collection period, the facility did not receive a deficiency regarding any Quality Measure. In regard to staffing, the facility is the largest in the county and is located in a very rural area. As such, it is a constant challenge to hire and retain top nursing talent in order to meet national averages, as this rural area has a low per-capita workforce supply. The facility actively recruits in the area in order to increase its workforce and offers housing stipends to its employees, which has helped increase staffing levels over time.
Kentucky		
Somerset Nursing & Rehab	*	This facility's low star rating is due to a recent II experienced in October / November 2018, which was related to a wound issue. The issues were resolved immediately and the facility is back in compliance. Auditing tools were implemented and the facility has improved quality outcomes.
The Heritage Nursing & Rehab	***	
Ridgeway Nursing & Rehabilitation	****	
Terrace Nursing & Rehabilitation	****	
Woodland Oaks Healthcare Facility	****	
Robertson County Health Care	****	
Oakmont Manor	*****	
Martin County Health Care	*	In 2018 the facility had a Substandard Quality of Care Survey, including an Immediate Jeopardy for failure to ensure residents were accurately assessed for wandering. The State Survey Agency determined the Immediate Jeopardy was removed prior to exit, which lowered the scope and severity to a D level. The facility consistently monitors the effectiveness of systemic changes and quality assurance activities. The facility has an extensive Quality Improvement Program in place to identify and correct these deficiencies. The Director of Nursing interviews 10% of the facility's staff each month to ensure that staff is properly training regarding elopement drills, missing residents, unauthorized personnel using the door codes and the location of the elopement notebook.
Letcher Manor Nursing & Rehabilitation	*	This facility's low star rating is due to a recent II experienced in October / November 2018, which was related to an elopement issue. The issues were resolved immediately and the facility is back in compliance. Auditing tools were implemented and facility has improved quality outcomes.
Maysville Nursing & Rehabilitation	*****	
Middlesboro Nursing & Rehabilitation	*****	
Grandview Nursing & Rehab	****	
Creekwood Place Nursing & Rehab Center	*	The change of ownership took place less than one (1) year ago and the facility has implemented a strong Quality Improvement program in order to identify and correct any operational or clinical issues that arise. In addition, the Medical Director is very involved in the facility Quality Improvement Program and with the quality improvement process.

Spring View Health & Rehab Center	*	The change of ownership took place less than one (1) year ago and the facility has implemented a strong Quality Improvement program in order to identify and correct any operational or clinical issues that arise. In addition, the Medical Director is very involved in the facility Quality Improvement Program and with the quality improvement process.
Princeton Health & Rehab Center	**	The change of ownership took place less than one (1) year ago and the facility has implemented a strong Quality Improvement program in order to identify and correct any operational or clinical issues that arise. In addition, the Medical Director is very involved in the facility Quality Improvement Program and with the quality improvement process.
Mills Health & Rehab Center	****	
Bradford Heights Health & Rehab	*	The change of ownership took place less than one (1) year ago and the facility has implemented a strong Quality Improvement program in order to identify and correct any operational or clinical issues that arise. In addition, the medical director is very involved in the facility Quality Improvement Program and with the quality improvement process.
Delaware		
Delmar Nursing and Rehabilitation	***	
Massachusetts		
Brookside Rehabilitation and Healthcare Center	**	Brookside was purchased two (2) years ago and the two-(2)-star rating is reflective of poor health survey results before the new operator took over the facility. The new operator has hired a new Director of Nursing and in-service Director, and has also replaced multiple other staff members involved with resident care. The new operator expects to see improvement in the upcoming health survey, which will increase the Overall star rating.
Florida		
The Sands at South Beach Care Center	**	See Attachment #1
Sea Breeze Rehab & Nursing Center	**	See Attachment #1
Oak Haven Rehab & Nursing Center	*	See Attachment #1
Kensington Gardens Rehab & Nursing Center	**	See Attachment #1
Sandgate Gardens Rehab & Nursing Center	**	See Attachment #1
Fouraker Hill Rehab & Nursing Center	**	See Attachment #1
Sandalwood Rehabilitation and Nursing Center	*	The facility recently changed its Director of Nursing, which should enhance the facility's quality of care, as well as significantly improve the facility's future annual survey results. Additionally, the facility is hiring additional RN that should increase the facility's star rating for staffing. The facility is also reviewing its quality measures to attempt to get it from four (4) stars to five (5) stars, which should add an additional star to the Overall rating.
Bristol at Tampa Nursing & Rehab	*	This facility is located in Florida and the rules regarding whether a member has control of a facility are different than that in New York State. As such, although Meryl Maybruch is a member of this facility, she does not exercise a high-degree of control over the day-to-day operations of the facility. As such, despite multiple attempts to obtain a reason for the low star rating in the Overall category, an explanation has not yet been able to be obtained. Ms. Maybruch will continue to reach out to the relevant parties in an ongoing effort to obtain this explanation and plan for improvement.
New York		
Rosewood Rehabilitation and Nursing	*	The facility's Overall rating has been impacted by prior surveys. Recent surveys have been positive and the facility expects the star rating to increase accordingly in the near-term.

Brooklyn Gardens Nursing & Rehabilitation Center NY	***	
Yonkers Gardens Center for Nursing and Rehab	***	
Downtown Brooklyn Nursing and Rehabilitation Center	*****	
Eastchester Rehab & HCC LLC d/b/a Eastchester Rehab & Health Care Ctr	**	The facility is expected to be rated three (3) stars for Health Inspections during the next survey cycle, which should positively impact the Overall rating. The facility has had very positive surveys for the past two (2) years.
KFG Operating 1 LLC d/b/a Hopkins Ctr Rehab & Healthcare	***	
KFG Operating Two LLC d/b/a Bensonhurst Ctr Rehab & Healthcare	*****	
Cardiff Bay Care Center, LLC d/b/a Peninsula Nursing & Rehabilitation Center	*	Since the last CMS survey, the facility has replaced several key nursing and nursing administration positions. The facility is expecting to realize an increase in its Quality and Overall Measures during the near-term.
St James Operating LLC d/b/a St James Rehab & Healthcare Ctr	****	
Hendon Garden Center, LLC d/b/a Beach Gardens Rehab & Nursing Center	***	
Shorefront Operating LLC d/b/a Seagate Rehabilitation & Nursing Center	***	
Comprehensive at Orleans LLC d/b/a The Villages of Orleans & Rehab Ctr	*	Since the last CMS survey, the facility has hired and/or replaced several key nursing and nursing administration staff positions. As a result, the facility is expecting to realize an increase in its Quality and Overall Measures during the next survey cycle.
Highland View Care Center Operating Co., LLC d/b/a The Citadel Rehab & Nursing Center at Kingsbridge	*	See Attachment #1
Dewitt Rehabilitation & Nursing Center Inc. d/b/a Upper East Side Rehab & Nursing Center	****	
Kaaterskill Operating LLC d/b/a Greene Meadows Nursing & Rehab	*	This facility is located in a rural section of the northern Hudson Valley of NYS, was a hospital-based facility purchased in December 2015. Currently it has an Overall rating of one (1) star, two (2) stars in Staffing and four (4) stars in Quality Measures. There have been no enforcement issues at the facility since April 2016. The facility's leadership has continued to monitor corrective actions to improve education and implementation of staff assessment, observation and communications skills.
Hudson Pointe Acquisition, LLC d/b/a Hudson Pointe at Riverdale Center for Nursing and Rehabilitation	***	
Ross Acquisition, LLC d/b/a Ross Center for Nursing and Rehabilitation	**	See Attachment #1
Cold Spring Acquisition LLC d/b/a Cold Spring Hills Nursing & Rehabilitation	**	Since the last CMS survey, the facility has hired and/or replaced several key nursing and nursing administration staff positions. As a result, the facility is expecting to realize an increase in its Quality and Overall Measures during the next survey cycle.
MLAP Acquisitions, LLC d/b/a Long Beach Nursing and Rehabilitation Center	****	
TCPRNC LLC d/b/a Plaza Rehab & Nursing Center	**	See Attachment #1
Margaret Tietz Nursing and Rehab	*****	
SBNH Acquisition, LLC d/b/a Bronx Gardens Rehabilitation and Nursing Center	***	
Kennedy Pavilion RH LLC d/b/a The Pavilion at Queens for Rehab & Nursing	****	
Massapequa Center LLC d/b/a Massapequa Ctr Rehab & Nursing	*	The facility was recently purchased and the staff turnover is somewhat higher than usual. The facility has recently retained a large complement of RNs and aides and expects these improvements will be reflected in the Star Ratings going forward.

Attachment 1 to Star Rating Chart

Plan to improve Star Ratings for Citadel facilities

Quality Measures	Action Plan	Target staff members	Time frame	Responsible persons
Antipsychotic use (long stay)	<ul style="list-style-type: none"> Educate medical team regarding psychotropic medications especially anti-psychotics for residents with dementia). Are they following the policy for psychotropic med. Implement clinical pathway Audit MDS assessments to ensure coding is accurate 	Attending Physicians Psychiatrists MDS Staff	Next 30 days Next 30 days Ongoing	Corporate clinical team via webinar/teleconference Corporate clinical team Regional/Corporate MDS
Antipsychotic Use (short stay)	<ul style="list-style-type: none"> Same as above 			
Antianxiety/Hypnotic Use	<ul style="list-style-type: none"> Same as above 		Ongoing	Regional/Corporate MDS
New/Worsened Pressure Ulcer	<ul style="list-style-type: none"> Audit MDS coding for accuracy of assessment to ensure wound etiology is 	MDS assessors	Ongoing	Regional/Corporate MDS

	<ul style="list-style-type: none"> correct Weekly wound rounds 	Clinical Team for each facility		
Falls With Major Injury	<ul style="list-style-type: none"> Audit MDS for accuracy of assessment to ensure that Major Injury captured was a result of a fall and not other reasons (such as resident-resident altercation or pathological fractures) 	MDS assessors	Ongoing	
Improvement in Function	<ul style="list-style-type: none"> Re-train nursing assistants/LPNs/RNs on accurate recording of the 4 late loss activities of daily living. Reinforce the use of communication tools such as Stop & Watch 	Certified Nursing Assistants, Licensed Practical Nurses, and Registered Nurses	<p>30 days</p> <p>60 days</p>	<p>In-service coordinators</p> <p>Rehab consultants for the New York facilities.</p> <p>Corporate clinical team</p>
Locomotion independently Worsened	<ul style="list-style-type: none"> Re-train nursing assistants/LPNs/RNs on accurate 	Certified Nursing Assistants, Licensed Practical Nurses, and	30 days	In-service coordinators Rehab consultants for the New York facilities.

	recording of walking on unit	Registered Nurses		

Other Plans:

- 1.) Provide training/education to leadership staff on new survey process (to be completed in the next 60 days)
- 2.) On- going education with staff monthly to identify federal regulatory groups as it relates to care.
- 3.) Staff education on management of survey process.
- 4.) Evaluate training packets for new nurse specially to see what are the contents relevant to care and key policies that they need to know or understand
- 5.) Off site audits of care plans, policies, and processes. Information obtained from the audits will be used to develop Quality Improvement plans to include but not limited to immediate correction of identified problems, education and policy revision.
- 6.) On site Mock survey schedule. To be completed by the corporate clinical team to review facility matrix, Quality improvement plan, conduct medication pass, treatment observation.
- 7.) Daily Third-party audit to identify and immediately address care issues.
- 8.) Re-educating staff on fall prevention, pressure ulcer prevention and psychotropic policy- (to be completed in 90 days)
- 9.) Implementing clinical pathways- (to be completed in 90 days)
- 10.) Reinforcing use of communication tools such as stop & watch-(to be completed in 60 days)
- 11.) Electronically medication administration record to allow for real time auditing.-(to be completed in 90 days)
- 12.) Update policy & procedure manual in accordance with phase 2 & phase 3 regulation.-(to be completed in 90 days)
- 13.) Resident interview- will use pathway and incorporate during Quarterly review so we have opportunity to address issues immediately.
- 14.) Educating medical team regarding psychotropic meds (esp. anti-psychotics for residents with dementia). Will evaluate if they following the policy for psychotropic medications.
- 15.) Ongoing audits of MDS assessments triggering Quality Measures.
- 16.) Utilizing Simpleltc data analytics and reports to gauge facilities' performance with benchmarking.
- 17.) Training and re-training re: PASRR and non-pharmacological interventions.

Previous Plans that resulted in improved Star Rating:

- 1.) Analyzed individual measures for opportunities and discussed with the clinical team and developed measures. Kensington's Overall rating increased to 4 stars due to increased Quality Measures to 5 stars for the last quarter.
- 2.) Staffing rating increased due to corrections to nursing staff job classifications on PBJ (Plaza, Kingsbridge, Bronx Gardens, and Kensington)
- 3.) Ongoing audits of MDS submissions before closing of each quarter (before publication).

Note:

Some facilities Measures went down by one star due to the publication of the claims measures on hospitalizations.

For Florida facilities, focus will be on Oak haven and Sea Breeze.

Prepared by:

Nemcy Duran

Nathalie Francois

Zeny Gnajewski

Cicero Consulting Associates

VCC, Inc.

701 Westchester Ave. • Suite 210W • White Plains, NY 10604
 Tel: (914) 682-8657 • Fax: (914) 682-8895
 cicero@ciceroassociates.com

White Plains Unit
 Frank M. Cicero
 Charles F. Murphy, Jr.
 James Psarianos
 Rose Murphy
 Michael D. Ungerer
 Noelia Chung
 Brian Baldwin
 Michael F. Cicero
 Karen Dietz
 Evelyn Branford
 Michael C. Maiale
 Linda Cammisa, R.N.
 Patrick Clemente

Albany Unit
 William B. Carmello
 Joseph F. Pofit
 Albert L. D'Amato
 Mark Van Guysling
 Rosemarie Porco
 Daniel Rinaldi, Jr.
 Mary Ann Anglin

Emeritus Consultants
 Nicholas J. Mongiardo
 Joan Greenberg
 Martha H. Pofit
 Frank T. Cicero, M.D.

August 22, 2019

Ms. Carol Oksa
 Bureau of Licensure and Certification
 New York State Department of Health
 875 Central Avenue
 Albany, New York 12206

Michael P. Parker, Sr.
 (1941-2011)
 Anthony J. Maddaloni
 (1952-2014)

RE: TCPRNC LLC
PROJECT NO. 182117-E
(Bronx County)
Establish TCPRNC LLC as the new operator of Riverdale Nursing Home, an existing 146-bed residential health care facility located at 641 West 230th Street, Bronx

Dear Ms. Oksa:

On behalf of our client, TCPRNC LLC, we respond to your August 13, 2019 letter concerning the project referenced above, as follows:

1. **The following facilities from the disclosed ownership of the applicant are currently on the CMS SFF candidate list:**

- **BRIGHTON REHABILITATION AND WELLNESS CENTER (PA)**
- **BRISTOL AT TAMPA REHAB AND NURSING CENTER LLC (FL)**
- **OAK HAVEN REHAB AND NURSING CENTER (FL)**
- **THE GRANDVIEW NURSING AND REHABILITATION FACILITY (KY)**

These facilities were previously discussed in an RFAI response regarding low star ratings. Is there anything additional the applicant would like to add regarding the SFF candidate list designation?

The following facilities from the ownership of the applicant have recently had a star rating change bringing them under 3 stars overall:

- **DELMAR NURSING & REHABILITATION CENTER (DE)**
- **MAYSVILLE NURSING AND REHABILITATION FACILITY (KY)**

Please describe the steps which will be taken towards improvement, and the timeframe expected for the improvement to be reflected.

Ms. Carol Oksa
August 22, 2019
Page 2

RESPONSE:

The applicant states that Brighton Rehabilitation and Wellness Center has improved to two (2) stars since the last RFAI response. Additionally, the facility's Quality Measures rating has increased to five (5) stars. The facility's ownership sees this as a direct result of the quality improvement initiatives implemented at the facility, as well as the number of high-quality staff members the facility has been able to recruit recently. Based on these positive outcomes, the facility expects to be taken off the CMS SFF Candidate List subsequent to the next survey being conducted.

Regarding Bristol at Tampa Rehab and Nursing Center – neither Meryl Maybruch nor any other direct or indirect member of TCPRNC LLC has a membership interest in this facility (this facility was mistakenly included in Ms. Maybruch's Schedule 2A). Thus, the applicant believes that this question is no longer applicable. Please see the revised Schedule 2A for Meryl Maybruch under Attachment 1.

Regarding Oak Haven Rehab and Nursing Center – Leo Friedman (a member of TCPRNC LLC) acquired a membership interest in this troubled facility in June of 2018. During the facility's annual survey in December 2018, a few months after the new ownership group took over the facility, the facility received five (5) Immediate Jeopardy (IJ) tags. For this reason, as well as the facility's three-(3)-year history of poor survey performance primarily before Mr. Friedman's ownership, the facility was placed on the CMS SFF Candidate List. Although Mr. Friedman and the new ownership group have only owned the facility for slightly over one (1) year, the facility recently was re-surveyed and has been back in compliance since April 2019. It is expected that this facility will be taken off the CMS SFF Candidate List within six (6) months.

The Grandview Nursing and Rehabilitation Facility recently experienced a positive annual survey and the facility is working diligently to rebound from the issues noted in its 2018 survey. Specifically, the facility has hired a new Administrator as of March 2019 and she is taking charge of the quality improvement processes for all departments at the facility. In addition, the facility hired a new Director of Nursing who has excellent clinical skills and experience and also has excellent leadership skills. The new Director of Nursing has already made a positive difference at this facility. Further, the facility's Regional Director of Operations works closely with facility leadership regarding monitoring the facility's ongoing quality improvement processes. Finally, Leaderstat Consulting (a third-party consultant) continues to perform an in-depth survey audit every three (3) months as part of an aggressive Quality Assurance effort undertaken by the facility that strives for sustained compliance and high-quality results. Based on these initiatives, the facility expects to be taken off the CMS SFF Candidate List subsequent to the next survey being conducted.

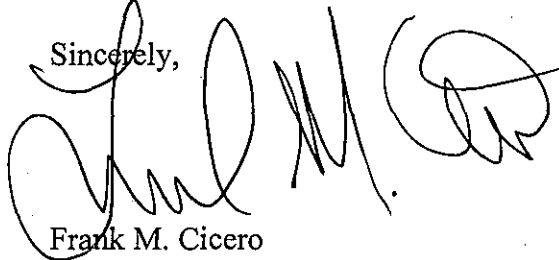
Delmar Nursing & Rehabilitation Center previously maintained three (3) stars in the Overall Rating for quite some time. Recently, the CMS Star Rating calculation's "cut points" were changed by CMS and resulted in the facility losing one (1) star in the Overall Rating under the new model. The facility is working very closely with an outside clinical consultant to restore the facility's Overall Rating back to three (3) stars. The facility is also concentrating on clinical outcomes and survey preparation, which should result in an increase in the facility's Star Ratings during the next survey cycle. The facility's overall staffing levels have also increased

Ms. Carol Oksa
August 22, 2019
Page 3

and should be positively reflected during the next survey cycle.

Maysville Nursing and Rehabilitation Facility has recently implemented a change in its overall model of care, which was guided by the facility's Vice President of Clinical Operations. The facility's overall model of care has been restructured to add unit-based leaders, which should result in improved accountability and more efficient functioning of the facility overall. In addition, the Regional Director of Operations has been working closely with facility leadership regarding internal improvements in the areas of new hire orientation, improved education strategies and fostering accountability within each department for established outcome goals. The facility's Administrator and Director of Nursing have both been very receptive to this approach and internal audits are in place to ensure the facility's continued compliance.

Please feel free to call me if you require other information. Thank you.

Sincerely,

Frank M. Cicero

cc: Mr. Leo Friedman, Member, TCPRNC LLC

NIAGARA AREA MANAGEMENT CORPORATION

CONSOLIDATING BALANCE SHEETS
DECEMBER 31, 2018
(With Comparative Totals for 2017)

	Niagara Area Management Corporation	Niagara Falls Memorial Medical Center	Schoelkopf Health Center	NFMMC Foundation, Inc.	Niagara Falls Properties, Inc.	Niagara Services, Inc.	Eliminations	Consolidated 2018	Consolidated 2017
ASSETS									
CURRENT ASSETS:									
Cash and cash equivalents	\$ -	\$ 762,306	\$ 2,218,005	\$ 390,455	\$ -	\$ -	\$ -	\$ 3,370,766	\$ 7,249,717
Patient/resident accounts receivable	-	11,740,810	1,409,980	-	-	-	-	13,150,790	12,716,399
Contract assets	-	435,234	-	-	-	-	-	435,234	690,643
Other receivables	-	2,974,926	950	-	-	-	-	2,975,876	3,701,215
Pledges receivable, net	-	-	-	124,906	-	-	-	124,906	179,808
Inventory	-	2,832,395	-	-	-	-	-	2,832,395	2,616,249
Due from related parties	16,585	487,773	376,924	-	708	23,036	(905,026)	-	-
Prepaid expenses	-	554,756	110,156	23,518	-	-	-	688,430	921,085
Total current assets	16,585	19,788,200	4,116,015	538,879	708	23,036	(905,026)	23,578,397	28,075,116
RESIDENT FUNDS	-	-	45,539	-	-	-	-	45,539	43,043
INVESTMENTS	-	-	-	1,670,325	-	-	-	1,670,325	1,812,331
OTHER LONG-TERM RECEIVABLES	-	5,723,000	-	-	-	-	-	5,723,000	5,000,000
INTEREST RATE SWAP AGREEMENT	-	150,738	-	-	-	-	-	150,738	65,838
OTHER ASSETS	-	164,425	-	-	-	-	-	164,425	164,425
ASSETS LIMITED TO USE	-	6,324,743	-	-	-	-	-	6,324,743	6,390,288
PROPERTY, PLANT, AND EQUIPMENT, net	1,000	49,024,994	4,047,100	-	140,070	-	-	53,213,164	54,640,711
INTEREST IN NET ASSETS OF THE FOUNDATION	-	1,264,735	-	-	-	-	(1,264,735)	-	-
Total assets	\$ 17,585	\$ 82,440,835	\$ 8,208,654	\$ 2,209,204	\$ 140,778	\$ 23,036	\$ (2,169,761)	\$ 90,870,331	\$ 96,191,752
LIABILITIES AND NET ASSETS									
CURRENT LIABILITIES:									
Line-of-credit	\$ -	\$ 905,977	\$ -	\$ -	\$ -	\$ -	\$ -	\$ 905,977	\$ 1,365,871
Current portion of long-term debt	-	783,878	51,427	-	-	-	-	835,305	1,267,089
Current portion of capital lease obligations	-	1,085,569	-	-	-	-	-	1,085,569	1,008,502
Accounts payable	-	4,346,443	104,286	25,081	-	-	-	4,475,810	4,817,371
Accrued salaries and benefits	-	5,931,904	655,549	15,263	-	-	-	6,602,716	6,815,359
Other accrued expenses	-	458,539	21,524	-	-	-	-	480,063	506,261
Due to related parties	9,132	127,476	4,955	484,278	14,998	-	(640,839)	-	-
Current portion of deferred revenue	-	263,195	-	419,847	-	-	-	683,042	1,278,579
Total current liabilities	9,132	13,902,981	837,741	944,469	14,998	-	(640,839)	15,068,482	17,059,032
ESTIMATED AMOUNTS DUE TO THIRD-PARTY PAYORS, net	-	343,065	381,409	-	-	-	-	724,474	538,886
DEFERRED REVENUE, net of current portion	-	-	172,096	-	-	-	-	172,096	172,096
RESIDENT FUNDS	-	-	45,539	-	-	-	-	45,539	43,043
ACCRUED SICK TIME	-	1,327,862	39,675	-	-	-	-	1,367,537	1,676,599
LONG-TERM DEBT, net of current portion	-	13,837,099	320,873	-	-	-	(264,187)	13,893,785	12,769,744
CAPITAL LEASE OBLIGATIONS, net of current portion	-	2,855,396	-	-	-	-	-	2,855,396	3,226,473
OTHER LONG-TERM LIABILITIES	-	7,303,284	-	-	-	-	-	7,303,284	7,763,887
Total liabilities	9,132	39,569,687	1,797,333	944,469	14,998	-	(905,026)	41,430,593	43,249,760
NET ASSETS:									
Without donor restrictions	8,453	41,306,413	6,411,321	(532,019)	125,780	23,036	-	47,342,984	49,938,617
With donor restrictions	-	1,564,735	-	1,796,754	-	-	(1,264,735)	2,096,754	3,003,375
Total net assets	8,453	42,871,148	6,411,321	1,264,735	125,780	23,036	(1,264,735)	49,439,738	52,941,992
Total liabilities and net assets	\$ 17,585	\$ 82,440,835	\$ 8,208,654	\$ 2,209,204	\$ 140,778	\$ 23,036	\$ (2,169,761)	\$ 90,870,331	\$ 96,191,752

NIAGARA AREA MANAGEMENT CORPORATION

CONSOLIDATING STATEMENTS OF OPERATIONS AND CHANGES IN NET ASSETS
FOR THE YEAR ENDED DECEMBER 31, 2018
(With Comparative Totals for 2017)

	Niagara Area Management Corporation	Niagara Falls Memorial Medical Center	Schoellkopf Health Center	NFMFC Foundation, Inc.	Niagara Falls Properties, Inc.	Niagara Services, Inc.	Eliminations	Consolidated 2018	Consolidated 2017
OPERATING REVENUE AND OTHER SUPPORT:									
Patient/resident service revenue	\$ -	\$ 94,179,477	\$ 11,255,196	\$ -	\$ -	\$ -	\$ -	\$ 105,434,673	\$ 109,184,531
Contributions	-	-	-	818,591	-	-	-	818,591	571,633
Shared services	-	2,547,149	-	-	-	-	(2,547,149)	-	-
Grants	-	3,693,233	-	-	-	-	-	3,693,233	4,048,188
Investment income	-	125,817	-	33,134	-	-	-	158,951	45,117
Other	-	7,168,682	21,739	-	-	213,422	-	7,403,843	6,799,643
Net assets released from restrictions - operating	-	-	-	1,054,360	-	-	-	1,054,360	219,500
Total operating revenue and other support	-	107,714,358	11,276,935	1,906,085	-	213,422	(2,547,149)	118,563,651	120,868,612
COST OF SERVICES AND OPERATING EXPENSES:									
Salaries and wages	-	57,218,146	4,836,049	176,584	-	-	-	62,230,779	59,703,443
Employment benefits and payroll taxes	-	14,276,944	1,533,583	28,225	-	-	-	15,838,752	15,451,951
Supplies and materials	-	14,672,471	595,618	6,257	-	-	-	15,274,346	14,937,585
Purchases and contracted services	-	8,609,865	57,588	-	-	213,422	-	8,880,875	8,768,381
Professional fees	-	4,470,041	102,948	275	-	-	-	4,573,264	6,042,921
Depreciation and amortization	-	5,447,411	342,701	-	-	-	-	5,790,112	6,203,223
Interest expense	-	777,188	-	-	-	-	-	777,188	848,120
Other expenses	-	7,204,192	3,763,577	456,108	1,094	-	(2,547,149)	8,877,812	8,407,519
Total cost of services and operating expenses	-	112,676,248	11,232,064	667,449	1,094	213,422	(2,547,149)	122,243,126	120,363,143
Income (loss) from operations	-	(4,961,890)	44,871	1,238,636	(1,094)	-	-	(3,679,477)	505,469
OTHER INCOME:									
Contribution (to) from affiliate	-	1,454,360	6,890	(1,461,250)	-	-	-	709,408	1,282,669
Other	-	709,408	-	400,000	-	-	-	400,000	1,336,772
Net assets released from restrictions - capital	-	-	-	400,000	-	-	-	400,000	1,336,772
Total other income	-	2,163,768	6,890	(1,061,250)	-	-	-	1,109,408	2,621,441
Excess (deficiency) of revenues and support over expenses	-	(2,798,122)	51,761	177,386	(1,094)	-	-	(2,570,069)	3,126,910
UNREALIZED GAIN (LOSS) ON INVESTMENTS	-	-	-	(143,835)	-	-	-	(143,835)	123,822
GAIN ON INTEREST RATE SWAP	-	118,271	-	-	-	-	-	118,271	120,826
Change in net assets without donor restrictions	-	(2,679,851)	51,761	33,551	(1,094)	-	-	(2,595,633)	3,371,558
NET ASSETS WITH DONOR RESTRICTIONS:									
Contributions	-	-	-	579,037	-	-	-	579,037	291,177
Investment income	-	-	-	22,897	-	-	-	22,897	21,611
Unrealized gain (loss) on investments	-	-	-	(54,195)	-	-	-	(54,195)	42,764
Change in beneficial interest in net assets of NFMFC Foundation	-	(873,070)	-	-	-	-	873,070	-	-
Net assets released from restrictions	-	-	-	(1,454,360)	-	-	-	(1,454,360)	(1,558,272)
Change in net assets with donor restrictions	-	(873,070)	-	(906,621)	-	-	873,070	(906,621)	(1,202,720)
CHANGES IN NET ASSETS	-	(3,552,921)	51,761	(873,070)	(1,094)	-	873,070	(3,502,254)	2,168,838
NET ASSETS - beginning of year	8,453	46,424,069	6,359,560	2,137,805	126,874	23,036	(2,137,805)	52,941,992	50,773,154
NET ASSETS - end of year	\$ 8,453	\$ 42,871,148	\$ 6,411,321	\$ 1,264,735	\$ 125,780	\$ 23,036	\$ (1,264,735)	\$ 49,439,738	\$ 52,941,992

Schoellkopf Health Center
Balance Sheet
4/30/2019

	<u>April 30, 2019</u>	<u>March 31, 2019</u>	<u>December 31, 2018</u>
Assets			
Current assets:			
Cash	\$ 2,171,189	\$ 2,186,063	\$ 2,218,005
Patient accounts receivable, net	1,402,092	1,389,493	1,388,456
Accounts receivable, other	730	730	950
Affiliated company receivables	544,329	481,526	376,923
Prepaid and other current assets	40,397	73,457	110,156
	<u>4,158,737</u>	<u>4,131,269</u>	<u>4,094,491</u>
Property, plant and equipment	3,943,465	3,966,732	4,047,100
Other assets	52,173	50,870	45,540
	<u>3,995,638</u>	<u>4,017,602</u>	<u>4,092,640</u>
	<u>8,154,376</u>	<u>8,148,871</u>	<u>8,187,131</u>
Liabilities and Net Assets			
Current liabilities:			
Accounts payable	\$ 29,566	\$ 37,627	\$ 55,859
Affiliated payables	0	0	4,955
Accrued expenses	46,463	35,321	31,425
Accrued salaries and related withholdings	677,409	657,931	655,547
Current portion of notes & mortgages payable	51,427	51,427	51,427
Estimated third-party liabilities	345,412	355,412	398,412
	<u>1,150,278</u>	<u>1,137,918</u>	<u>1,197,625</u>
Long term liabilities:			
Notes and mortgages payable	303,253	307,620	330,873
Other	260,107	262,640	257,310
	<u>563,360</u>	<u>570,260</u>	<u>578,183</u>
Net Assets (Deficiency) (FB)			
Unrestricted net assets	6,440,737	6,440,692	6,411,322
	<u>6,440,737</u>	<u>6,440,692</u>	<u>6,411,322</u>
	<u>\$ 8,154,376</u>	<u>\$ 8,148,871</u>	<u>\$ 8,187,131</u>

**Schoellkopf Health Center
Statement of Revenue and Expenses
For the Period Ended 4/30/2019**

<u>Month:</u> Apr-19	<u>Month</u> <u>Actual</u> <u>Apr-19</u>	<u>Month</u> <u>Budget</u> <u>Apr-19</u>	<u>Month</u> <u>Variance</u> <u>Apr-19</u>	<u>YTD</u> <u>Actual</u> <u>Apr-19</u>	<u>YTD</u> <u>Budget</u> <u>Apr-19</u>	<u>YTD</u> <u>Variance</u> <u>Apr-19</u>	<u>YTD</u> <u>Actual</u> <u>Apr-18</u>
Net resident service revenue	907,626	943,454	(35,828)	3,615,609	3,773,816	(158,206)	3,741,240
Patient Bad debt	(1,825)	(1,825)	0	(7,300)	(7,300)	0	(7,750)
Other operating revenue	88	(300)	388	8,126	(1,200)	9,326	9,143
	<u>905,889</u>	<u>941,329</u>	<u>(35,440)</u>	<u>3,616,435</u>	<u>3,765,316</u>	<u>(148,881)</u>	<u>3,742,633</u>
<u>Operating Expenses:</u>							
Salaries	383,726	403,292	(19,565)	1,506,156	1,613,166	(107,010)	1,608,047
Fringe benefits	123,996	127,803	(3,807)	493,867	511,213	(17,346)	512,260
Professional fees	7,481	8,735	(1,255)	30,642	34,940	(4,298)	32,691
Supplies	43,453	55,983	(12,530)	181,679	223,933	(42,254)	218,064
Shared services	214,385	211,448	2,937	857,540	845,793	11,747	849,050
Other expenses	102,693	99,117	3,576	396,850	396,467	384	376,105
Interest expense	1,054	1,144	(90)	4,063	4,575	(513)	4,548
Depreciation	29,056	29,056	0	116,223	116,223	(0)	118,717
	<u>905,844</u>	<u>936,578</u>	<u>(30,734)</u>	<u>3,587,020</u>	<u>3,746,310</u>	<u>(159,290)</u>	<u>3,719,482</u>
Excess (deficiency) of revenues over expenses	45	4,751	(4,706)	29,415	19,006	10,410	23,150
Total Gain (loss)	<u>45</u>	<u>4,751</u>	<u>(4,706)</u>	<u>29,415</u>	<u>19,006</u>	<u>10,410</u>	<u>23,150</u>

Niagara Falls Memorial Medical Center
Balance Sheet
4/30/2019

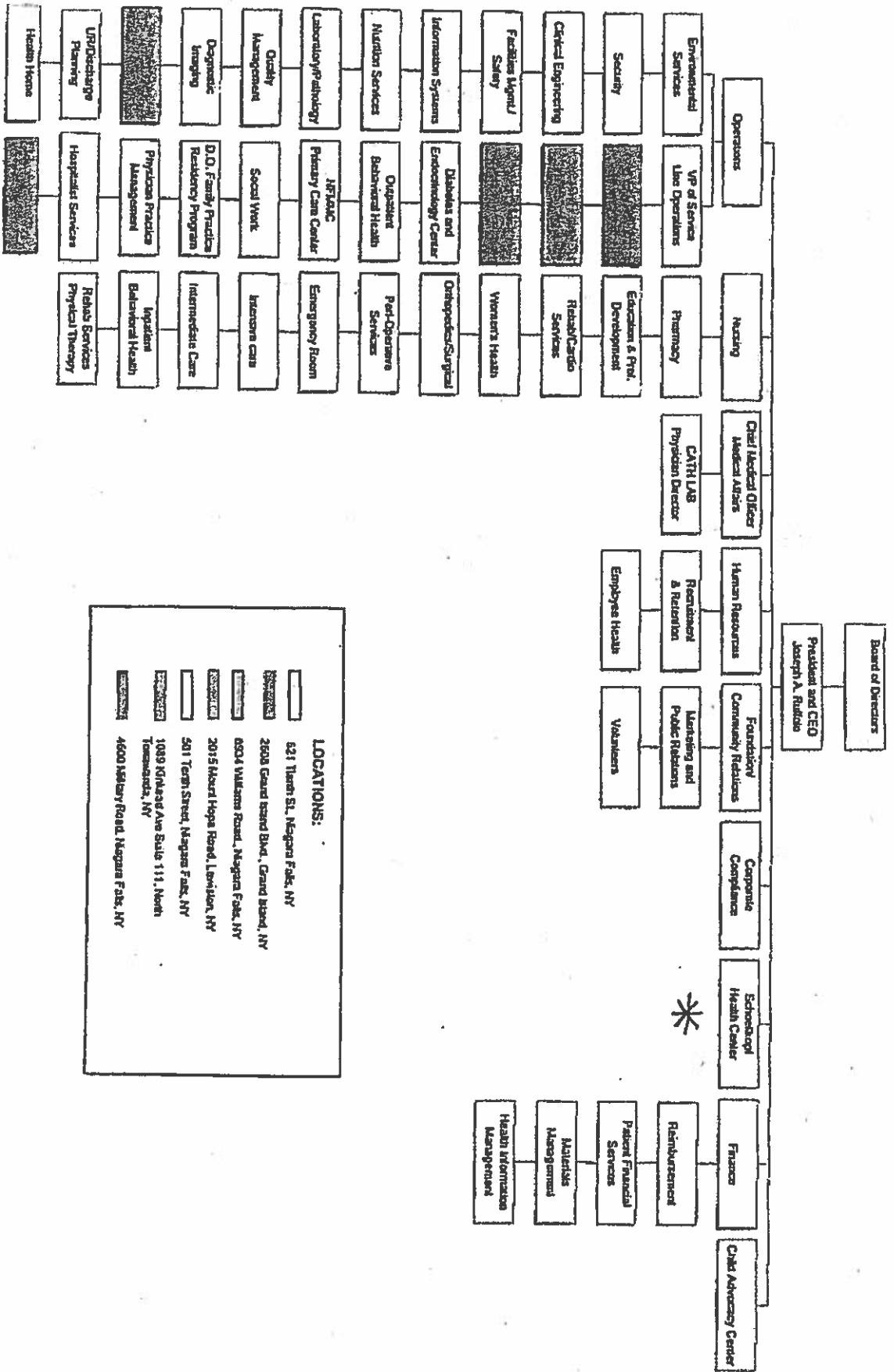
	April 30, 2019	March 30, 2019	December 31, 2018
Assets			
Current assets:			
Cash	949,577	683,101	818,403
Patient accounts receivable, net	12,443,071	12,509,238	10,651,074
Accounts receivable, other	11,117,379	10,922,053	9,879,831
Affiliated company receivables	567,479	468,818	487,773
Inventories	2,846,989	2,837,643	2,832,396
Prepaid and other current assets	871,281	1,018,664	562,989
Total Current Assets	28,795,695	28,439,516	25,232,467
Cash and Investments whose use is Limited	5,756,879	6,150,649	7,098,085
Property, plant and equipment	48,693,105	48,992,144	49,380,438
Other assets	1,381,579	1,381,579	1,381,579
Total Other Assets	55,831,562	56,524,372	57,860,102
Total Assets	84,627,258	84,963,889	83,092,568
Liabilities and Net Assets			
Current liabilities:			
Accounts payable	6,834,805	7,080,568	6,701,815
Affiliated payables	293,765	230,962	127,475
Accrued expenses	1,530,890	1,583,014	874,268
Accrued salaries and related withholdings	6,297,441	6,018,069	5,369,493
Current Deferred revenue	317,773	364,691	263,193
Current portion of notes & mortgages payable	1,421,755	1,421,755	1,471,755
Current portion of capital leases payable	1,047,044	1,047,044	1,047,044
Total Current Liabilities	17,743,473	17,746,104	15,855,046
Long term liabilities:			
LT Estimated third-party liabilities	0	0	0
PBGC Mortgage	105,000	105,000	110,000
Notes and mortgages payable	17,182,908	17,341,601	16,951,171
Other	7,204,355	7,204,662	7,305,206
Total Long Term Liabilities	24,492,255	24,651,263	24,366,377
Net Assets(Deficiency) (FB)			
Unrestricted net assets	40,880,168	41,035,159	41,339,782
Temporarily restricted net assets	897,188	897,188	897,188
Restricted net assets	634,175	634,175	634,175
Total Net Assets	42,391,530	42,566,522	42,871,145
Total Liabilities and Net Assets	84,627,258	84,963,889	83,092,568

**Niagara Falls Memorial Medical Center
Statement of Revenue and Expenses
For the Period Ended 4/30/2019**

Month: Apr-19	Month Actual Apr-19	Month Budget Apr-19	Month Variance Apr-19	YTD Actual Apr-19	YTD Budget Apr-19	YTD Variance Apr-19	YTD Actual Apr-18
Unrestricted Revenue:							
Inpatient service revenue	3,730,957	3,444,587	286,360	15,383,521	14,784,865	588,656	14,430,983
Outpatient service revenue	4,430,113	5,130,297	(700,184)	18,000,026	20,886,007	(2,885,981)	18,289,370
Patient Bad debt	(15,723)	(24,110)	8,387	2,670	(98,443)	99,113	(97,579)
Charity care	(233,078)	(239,018)	5,939	(954,287)	(956,072)	1,785	(875,149)
Net patient service revenue	<u>7,912,267</u>	<u>8,311,766</u>	<u>(399,499)</u>	<u>32,411,831</u>	<u>34,428,357</u>	<u>(2,016,426)</u>	<u>31,747,805</u>
Other operating revenue	<u>1,153,758</u>	<u>808,476</u>	<u>245,283</u>	<u>3,976,819</u>	<u>3,833,800</u>	<u>342,920</u>	<u>3,775,640</u>
	<u>9,066,026</u>	<u>9,220,242</u>	<u>(154,216)</u>	<u>36,388,750</u>	<u>38,062,257</u>	<u>(1,673,507)</u>	<u>35,523,245</u>
Operating Expenses:							
Salaries	4,719,428	4,819,518	(100,090)	19,113,462	19,277,980	(164,518)	18,276,374
Fringe benefits	1,248,353	1,188,624	59,728	4,502,925	4,783,398	(260,473)	4,822,201
Professional fees	275,417	280,184	(4,767)	1,045,518	1,114,474	(68,956)	1,044,833
Supplies	1,265,374	1,258,488	6,877	4,987,543	5,045,428	(57,885)	4,847,346
Shared services	(214,385)	(211,448)	(2,937)	(857,540)	(845,793)	(11,747)	(849,050)
Other expenses	1,492,478	1,583,406	(70,928)	6,035,437	6,339,068	(303,631)	5,538,206
Interest expense	66,094	59,898	6,398	258,521	238,790	20,731	266,001
Depreciation	480,281	488,490	1,771	1,881,044	1,953,858	7,085	1,862,483
	<u>9,341,018</u>	<u>9,448,957</u>	<u>(107,949)</u>	<u>37,047,810</u>	<u>37,887,304</u>	<u>(839,394)</u>	<u>35,905,393</u>
Excess (deficiency) of revenues over expenses	<u>(274,893)</u>	<u>(228,726)</u>	<u>(46,267)</u>	<u>(659,161)</u>	<u>174,953</u>	<u>(834,113)</u>	<u>(382,148)</u>
Revenue - non operating	<u>100,000</u>	<u>45,833</u>	<u>54,167</u>	<u>179,545</u>	<u>183,332</u>	<u>(3,787)</u>	<u>964,656</u>
Total Gain (loss)	<u><u>(174,893)</u></u>	<u><u>(182,893)</u></u>	<u><u>7,900</u></u>	<u><u>(479,616)</u></u>	<u><u>358,285</u></u>	<u><u>(837,800)</u></u>	<u><u>582,708</u></u>

Niagara Falls Memorial Medical Center
JWMC 2019

CON #191263
BFA Attachment D



- LOCATIONS:**
- 821 Thurn St., Niagara Falls, NY
 - 2608 Grand Island Blvd., Grand Island, NY
 - 8504 Watkins Road, Niagara Falls, NY
 - 2015 Mount Hope Road, Lewiston, NY
 - 501 Terni Street, Niagara Falls, NY
 - 1039 Kirtland Ave Suite 111, North Tonawanda, NY
 - 4600 Military Road, Niagara Falls, NY

DIAMOND HILL HOLDINGS LLC
(a limited liability company)
CONSOLIDATED BALANCE SHEETS

	At December 31	
	2018	2017
ASSETS		
Current assets		
Cash and cash equivalents	\$ 18,460	\$ 226,801
Cash - restricted - patient funds	272,171	129,785
Cash - restricted - sinking fund	-	177,951
Accounts receivable - less allowance of \$105,000 and \$75,000	4,239,490	3,454,432
Due from previous owner	-	3,409
Due from related parties	22,616	-
Escrow deposits	-	600,000
Prepaid expenses and other	406,403	331,214
Total current assets	<u>4,959,140</u>	<u>4,923,592</u>
 Property and equipment - net	 <u>7,416,859</u>	 <u>7,528,136</u>
 TOTAL ASSETS	 \$ <u>12,375,999</u>	 \$ <u>12,451,728</u>
 LIABILITIES AND MEMBERS' DEFICIENCY		
Current liabilities		
Line of credit	\$ 933,893	\$ 993,893
Accounts payable	2,065,250	1,221,987
Accrued expenses and taxes	911,513	710,702
Capital lease payable - net	977	-
Due to previous owner	112,078	-
Due to related parties	-	237,384
Patient funds payable	282,366	140,480
Total current liabilities	<u>4,306,077</u>	<u>3,304,446</u>
 Capital lease payable - net	 3,446	 -
Mortgage payable - net of unamortized deferred financing costs of \$152,852 and \$213,397	 <u>9,760,471</u> 14,069,994	 <u>10,786,603</u> 14,091,049
 Total liabilities	 <u>(1,693,995)</u>	 <u>(1,639,321)</u>
 Members' deficiency	 <u>\$ 12,375,999</u>	 <u>\$ 12,451,728</u>
 TOTAL LIABILITIES AND MEMBERS' DEFICIENCY	 \$ <u>12,375,999</u>	 \$ <u>12,451,728</u>

DIAMOND HILL HOLDINGS LLC
(a limited liability company)
CONSOLIDATED STATEMENTS OF OPERATIONS AND MEMBERS' DEFICIENCY

	Years ended December 31	
	2018	2017
Revenues	\$ 10,922,900	\$ 11,412,726
Operating expenses	<u>10,342,771</u>	<u>10,092,667</u>
Earnings from operations	580,129	1,320,059
Non-operating revenue (expenses)		
Interest income	22,999	670
Interest expense	<u>(657,802)</u>	<u>(657,683)</u>
NET EARNINGS (LOSS)	(54,674)	663,046
Members' deficiency - beginning of year	<u>(1,639,321)</u>	<u>(2,400,520)</u>
	(1,693,995)	(1,737,474)
Net members' equity contributed	<u>-</u>	<u>98,153</u>
MEMBERS' DEFICIENCY - END OF YEAR	<u>\$ (1,693,995)</u>	<u>\$ (1,639,321)</u>

TROY DIAMOND OPERATIONS, LLC

PROFORMA BALANCE SHEET
As of the First Day of Operations

ASSETS

	<u>Troy Diamond Operations, LLC</u>
Current Assets	
Cash & Cash Equivalents	\$ 1,872,600
Account Receivable	-
Total Current Assets	<u>1,872,600</u>
Non Current Assets	
Resident Funds	130,000
Intangible Assets- Goodwill	-
Fixed Assets - Net	<u>650,000</u>
Total Non Current Assets	<u>780,000</u>
Total Assets	<u>\$ 2,652,600</u>

LIABILITIES AND MEMBERS' EQUITY

Liabilities	
Accounts Payable & Accrued Expenses	\$ -
Total current liabilities	<u>-</u>
Long term Liabilities	
Resident Funds	<u>130,000</u>
Total Long-term Liabilities	<u>130,000</u>
Total Liabilities	130,000
Members' Equity	<u>2,522,600</u>
Total Liabilities and Members' Equity	<u>\$ 2,652,600</u>

**CON#191270
BFA Attachment D**

**Sheepshead Nursing &
Rehab Center**

	2018	2017	2016
Current Assets	\$ 13,387,919	\$ 11,354,951	\$ 9,583,874
Fixed Assets	\$ 7,101,271	\$ 6,076,283	\$ 6,343,925
Total Assets	\$ 20,550,724	\$ 17,503,900	\$ 15,998,987
Current Liabilities	\$ 7,040,809	\$ 6,282,883	\$ 6,775,819
Long term Liabilities	\$ 815,020	\$ 124,927	\$ 179,884
Total Liabilities	\$ 7,855,829	\$ 6,407,810	\$ 6,955,703
Working Capital Position	\$ 6,347,110	\$ 5,072,068	\$ 2,808,055
Net Asset Position	\$ 12,694,895	\$ 11,096,090	\$ 9,043,284
Revenue	\$ 27,450,891	\$ 33,162,638	\$ 30,583,248
Expenses	\$ 24,852,087	\$ 29,218,965	\$ 28,462,049
Net Income	\$ 2,598,804	\$ 3,943,673	\$ 2,121,199

**Haym Solomon Home for
Aged,LLC**

	2018	2017	2016
Current Assets	\$ 9,682,052	\$ 11,571,898	\$ 10,624,498
Fixed Assets	\$ 1,249,685	\$ 962,849	\$ 1,045,156
Total Assets	\$ 11,021,829	\$ 12,623,695	\$ 11,794,482
Current Liabilities	\$ 5,958,558	\$ 6,356,801	\$ 5,837,354
Long term Liabilities	\$ 518,853	\$ 691,734	\$ 957,712
Total Liabilities	\$ 6,477,411	\$ 7,048,535	\$ 6,795,066
Working Capital Position	\$ 3,723,494	\$ 5,215,097	\$ 4,787,144
Net Asset Position	\$ 4,544,418	\$ 5,575,160	\$ 4,999,416
Revenue	\$ 42,121,898	\$ 41,027,098	\$ 40,088,110.00
Expenses	\$ 41,306,894	\$ 38,831,268	\$ 36,835,034.00
Net Income	\$ 815,004	\$ 2,195,830	\$ 3,253,076

**Wedgewood
Rehabilitation and Nursing
Center**

	2018
Current Assets	\$ 579,439
Fixed Assets	\$ 125,292
Total Assets	\$ 704,731
Current Liabilities	\$ 582,193
Long term Liabilities	\$ 37,518
Total Liabilities	\$ 619,711
Working Capital Position	\$ (2,754)
Net Asset Position	\$ 85,020
Revenue	\$ 2,484,580
Expenses	\$ 2,484,843
Net Income	\$ (263)

**Foltsbrook Center Nursing and Rehabilitation
(184 Days Ended Dec 31, 2018)**

CON# 191270

Attachment D Continued

		2018
Current Assets	\$	1,809,809
Fixed Assets	\$	76,755
Total Assets	\$	1,886,564
Current Liabilities	\$	1,307,502
Long term Liabilities	\$	50,552
Total Liabilities	\$	1,358,054
Working Capital Position	\$	502,307
Net Asset Position	\$	528,510
Revenue	\$	5,382,489
Expenses	\$	4,853,979
Net Income	\$	528,510

**Elm Manor Rehabilitation
and Nursing Center**

		2018
Current Assets	\$	809,555
Fixed Assets	\$	195,088
Total Assets	\$	1,004,644
Current Liabilities	\$	1,111,917
Long term Liabilities	\$	(241,318)
Total Liabilities	\$	870,599
Working Capital Position	\$	(302,362)
Net Asset Position	\$	134,045
Revenue	\$	3,700,201
Expenses	\$	3,737,496
Net Income	\$	(37,295)

PINNACLE HEALTH CONSULTANTS, LLC

1890 Palmer Avenue, Suite 204
Larchmont, New York 10538
(914) 630-4543 FAX (646) 349-5889
ablatt@pinnaclehealthny.com

VIA NYSE-CON

July 1, 2019

**RE: Troy Diamond Operations LLC
(Rensselaer County)
Project No.: 191270
Certificate of Need Application for the Establishment of a New Operator and Owner of
Diamond Hill Nursing and Rehabilitation Center**

In response to your questions dated June 11, 2019, please be advised as to the following:

1. Elm Manor Nursing and Rehabilitation Center has a CMS Staffing Rating of one star, and 2018 Q4 Payroll Based Journal Data indicate that the facility had no RN nursing hours for 11 days. This facility also has a current Quality Rating of one star. Provide an analysis of these Star Ratings, including the reasons for poor performance and the measures implemented to improve quality and/or staffing.

RESPONSE: Please see the response below

2. Wedgewood Nursing Rehabilitation Center has a CMS Staffing Rating of one star. Provide an analysis of this Star Rating, including the reasons for poor performance or failure to submit Payroll Based Journal Data and the measures implemented to improve this rating.

RESPONSE: Please see the response below

3. Sheepshead Nursing and Rehabilitation Center has a CMS Staffing Rating of two stars. Provide an analysis of this Star Rating, including the reasons for poor performance and the measures implemented to improve staffing.

RESPONSE: Please see the response below

4. Foltbrook Center for Nursing and Rehabilitation has a CMS Long Stay Quality Rating of two stars, and a Staffing Rating of two stars. Provide an analysis of these Star Ratings, including the reasons for poor performance and the measures implemented to improve quality and/or staffing.

RESPONSE: Please see the response below

5. Haym Solomon Home for the Aged has a CMS Health Inspection Rating of two stars, and a Staffing Rating of two stars. Provide an analysis of these Star Ratings, including the reasons for poor performance and the measures implemented to improve quality and/or staffing.

RESPONSE: Please see the response below

In response to your inquiry, the Department has noted that all of the proposed operator's related entities have received a CMS Star rating of 2 or lower as it pertains to the staffing component only. For informational purposes, and as indicated per the chart below, three of these facilities have an overall CMS Star Rating of 3 or higher. As for the two other facilities, Elm Manor and Foltsbrook, they have an overall star rating of 1. It should be noted that Elm Manor was acquired some 18 months ago and there has been significant turnover in administration, implementation of new operational programs – see facility specific details below. We believe that come the 4th quarter 2019, there will be significant uptick in the overall CMS ratings. Foltsbrook is being operated as a receiver. Prior to being appointed as receiver in July 2018, the facility had a poor census, high staffing turnover and financial burdens, all of which have taken time to unwind and implement a new operational plan.

	<u>Overall</u>	<u>Health Inspections</u>	<u>Staffing</u>	<u>Quality Measures</u>
Sheepshead Nursing and Rehabilitation Center	5	5	2	5
Haym Solomon Home for the Aged	3	2	2	5
Foltsbrook Center for Nursing & Rehabilitation	1	1	2	3
Elm Manor	1	2	1	1
Wedgewood Nursing Home	4	4	1	5

In particular, to address the issue as to why the staffing has received 2 stars, it should be noted that the ratings system has recently been modified, which has unfortunately resulted in downgrade in stars. None of these facilities have changed their staffing ratios, yet they have all seen a decrease in the Staffing rating. As recently as April 2019, CMS has updated the staffing guidelines as follows:

Reduce the number of days without an RN for a one-star staffing assignment: CMS has previously reminded facilities of the importance of RN staffing as it relates to quality and the federal requirement to have an RN onsite eight hours a day, seven days a week (see CMS memorandum QSO-18-17-NH (<https://www.cms.gov/Medicare/ProviderEnrollment-and-Certification/SurveyCertificationGenInfo/Downloads/QSO18-17-NH.pdf>)). Currently, facilities that report seven or more days in a quarter with no RN onsite are automatically assigned one-star for their staffing rating domain. Beginning in April 2019, the threshold for the number of days without an RN onsite that triggers an automatic downgrade to one-star will be reduced from seven days to four days.

For Sheepshead, Haym Solomon and Foltsbrook, per the chart below, all of their staffing ratios are within minutes of both the New York and National averages for both Nursing (RN's / LPN's) and Aides.

STAFFING RATIO - NURSING	Facility Reported	NY Avg	Natl Avg
Sheepshead Nursing and Rehabilitation Center	1:22	1:31	1:33
Haym Solomon Home for the Aged	1:44	1:31	1:33

Troy Diamond Operations LLC
 Project No.: 191270
 July 1, 2019
 Page 3 of 4

Foltsbrook Center for Nursing & Rehabilitation	1:19	1:31	1:33
--	------	------	------

STAFFING RATIO - AIDES	Facility Reported	NY Avg	Natl Avg
Sheepshead Nursing and Rehabilitation Center	2:34	2:14	2:19
Haym Solomon Home for the Aged	2:40	2:14	2:19
Foltsbrook Center for Nursing & Rehabilitation	2:00	2:14	2:19

Haym Solomon has higher staffing ratios for both Nursing & Aides than the NYS and National Average, yet it still only receives a two star rating.

We do not believe that having the low star ratings has had an adverse effect on the overall operations of the facilities in question.

FOLTSBROOK

As previously stated, Foltsbrook is being operated as a Receiver and prior to the placement as Receiver, this facility was a troubled operation. Between a low census, poor fiscal management, low employee morale resulting in high staffing turnover were only a few of the challenges that were presented when Foltsbrook was appointed the Receiver effective July 1, 2018. As detailed on the attached PBJ documentation, for the 3 quarter 2018 compared to the 2nd quarter 2019, the quarter that just ended, nursing hours have increased (RN / LPN / Vocational Nurse) by 1,118 hours, from 13,786 to 14,904 hours. This has yet to be reflected in the CMS Star rating but we would assume that there would be an uptick in the rating, which will also have a positive effect on the facilities overall star rating.

WEDGEWOOD

As for your particular inquiry relating to Wedgewood, please be advised to following response as provided by the current operator:

We have proof that the PBJ have been uploaded but there has been an ongoing error as it pertains to Wedgewood system and staffing for almost a year. We have been trying to contact CMS / PBJ to seek clarification, and concurrently we are having our HR/admin follow up why they are not registering properly.

ELM MANOR

As for your particular inquiry relating to Elm Manor, as a result of a small number of beds (46) coupled with its location in a more rural area, the operators of Elm Manor have found it challenging to retain RN staffing 7 days per week, for an 8 hour day. To that extent, they are in the process of completing a RN Staffing waiver, consistent with the State Operations Manual, §483.35(e)-(f). We believe that once this waiver is completed and approved, the staffing rating will increase to a satisfactory level.

Troy Diamond Operations LLC
Project No.: 191270
July 1, 2019
Page 4 of 4

Based on conversations with the facilities Administrator, they have provided for us the following statement:

To whom it may concern:

Providing sufficient, quality nursing coverage at Elm Manor is an ever-present dynamic in our facility. As such, it can tend to have its challenges, especially in sparsely-populated areas such as in Elm Manor's case. Being so far removed from a metropolitan area teeming with healthcare facilities much more convenient for and conducive to the lifestyles of the individuals who live in that area, it has proven to be a difficult task to staff nurses, specifically Registered Nurses, despite our efforts. We at Elm Manor have utilized head hunters, job posting sites, and staffing agencies (Medical Staffing Network (primary), Maxim, and Meridian) with limited success as it pertains to Registered Nurses. Throughout these tribulations, we had also endured turnover, which is typical of the industry. [REDACTED], RN served as our Director of Nursing from February 26, 2018 until April 24, 2019, and [REDACTED], RN served as Infection Control/Staff Educator from July 25, 2018 through March 17, 2019. We also take advantage of our sister facility (wedgewood) located in Spencerport, New York and utilize their staff when available.

Currently, we have [REDACTED], RN serving as our Director of Nursing since May 21, 2019, [REDACTED], RN serving as Infection Control/Staff Educator since April 8, 2019, and [REDACTED], RN serving as our Nurse Manager since June 10, 2019. Although we feel we have a very strong group of Registered Nurses in the facility, we are still struggling to find the final piece to provide weekend coverage. To compensate, we always have at least one Registered Nurse on call who lives within a twenty-minute drive of the facility in case of emergency, as well as an experienced Licensed Practical Nursing staff in the facility at all times.

Please see the attached spreadsheet for other Registered Nurses who have been employed at Elm Manor in the recent past.

CONCLUSION

We hope that this satisfactory answers all of the questions raised by the Department of Health and we would be happy to further discuss as deemed necessary and appropriate should you have any further comments or questions.

Thank you

ELM MANOR - NURSING TURNOVER DETAILS

Last Name	First Name	Gender	Status	Hire Date	Termination Date	Position	Department
		F	FT	7/9/2012	3/22/2018	RN	116
		F	PT	4/23/2019	5/20/2019	RN	116
		F	FT	5/20/2019		DON	111
		F	FT	4/8/2019		RN - orientation	115
		F	Per Diem	8/3/2018	N/A	RN	116
		F	Per Diem	4/13/2017		RN	116
		F	FT	6/17/2019		RN Manager	217
		F	Per Diem	5/22/2017	7/28/2018	RN	116
		F	PT	10/23/2017	4/21/2019	RN	116
		F	FT	4/2/2018	6/3/2018	RN	116
		F	Per Diem	4/4/2018	7/27/2018	RN	116
		F	FT	7/19/2017	11/12/2018	RN	116
		F	Per Diem	4/17/2019		RN	116
		F	Per Diem	4/22/2019		RN	116
		F	Per Diem	9/17/2018		RN	116
		F	PT	7/17/2018	7/28/2018	RN	116
		F	FT	7/25/2018	3/17/2019	RN	116
		F	FT	2/26/2018	4/24/2019	DON	111

Folts PBJ summary 04.01.19 - 06.30.19

PBJ File Specification Version 2.00.3

Date range is 04/01/2019 to 06/30/2019.

Warning: [REDACTED] - 51006 has 45.0 exempt hours in week of 05/05/2019

Warning: [REDACTED] - 5329 has 45.0 exempt hours in week of 05/19/2019

Administrator-----	1462.50
Registered Nurse Director Of Nursing-----	442.50
Registered Nurse-----	5571.50
Licensed Practical Or Vocational Nurse-----	9332.60
Certified Nurse Aide-----	25091.06
Dietitian-----	371.25
Occupational Therapist-----	572.25
Occupational Therapy Assistant-----	762.08
Physical Therapist-----	1761.75
Physical Therapy Assistant-----	1673.75
Speech Or Language Pathologist-----	56.25
Therapeutic Recreation Specialist-----	465.00
Other Activities Staff-----	2145.37
Qualified Social Worker-----	450.00
Other Social Worker-----	483.00
Housekeeping Service Worker-----	9978.82
Other Service Worker-----	16269.13
TOTAL-----	76888.81

Folts PBJ Summary 07.01.18 - 09.30.18

PBJ File Specification Version 2.00.3

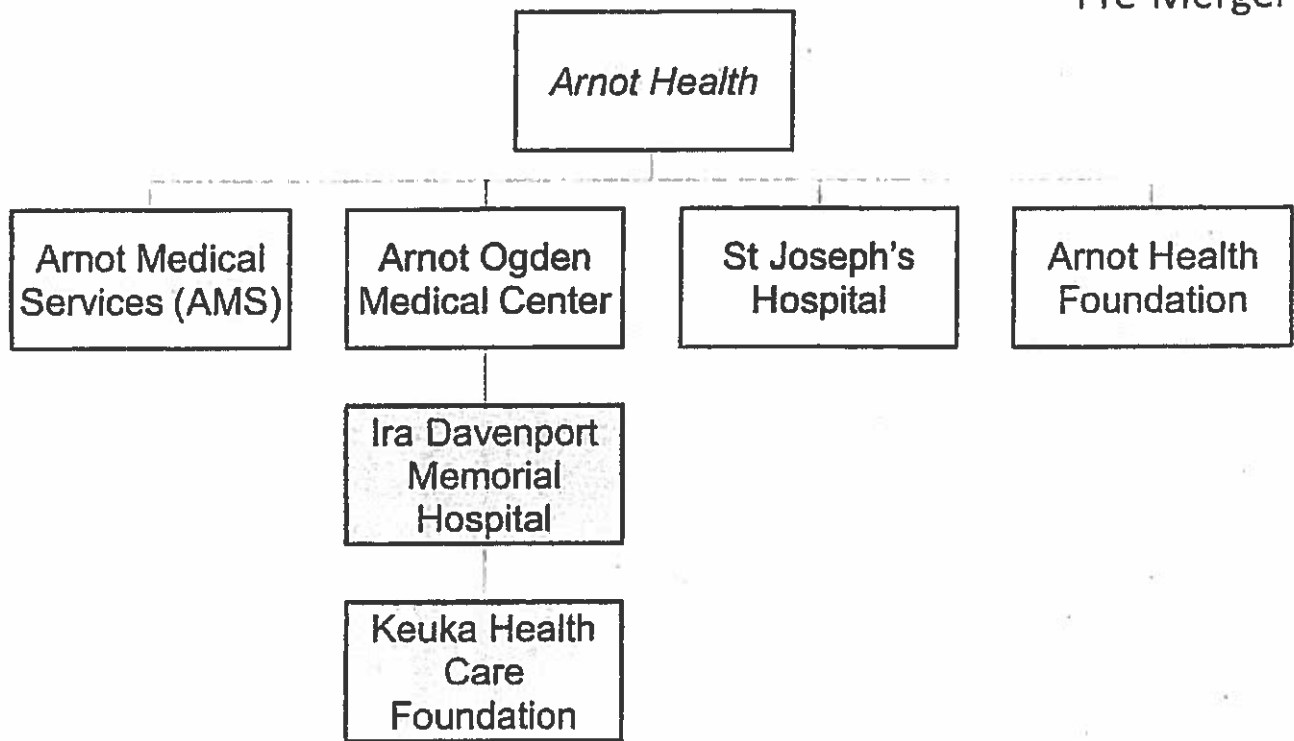
Date range is 07/01/2018 to 09/30/2018.

- Warning: [REDACTED] - 51019 has 44.0 exempt hours in week of 08/12/2018
- Warning: [REDACTED] - 51006 has 41.0 exempt hours in week of 08/12/2018
- Warning: [REDACTED] - 51006 has 44.25 exempt hours in week of 08/19/2018
- Warning: [REDACTED] - 51006 has 40.5 exempt hours in week of 08/26/2018
- Warning: [REDACTED] - 50764 has 52.5 exempt hours in week of 07/22/2018
- Warning: [REDACTED] - 50764 has 48.0 exempt hours in week of 08/12/2018
- Warning: [REDACTED] - 50764 has 49.75 exempt hours in week of 08/19/2018

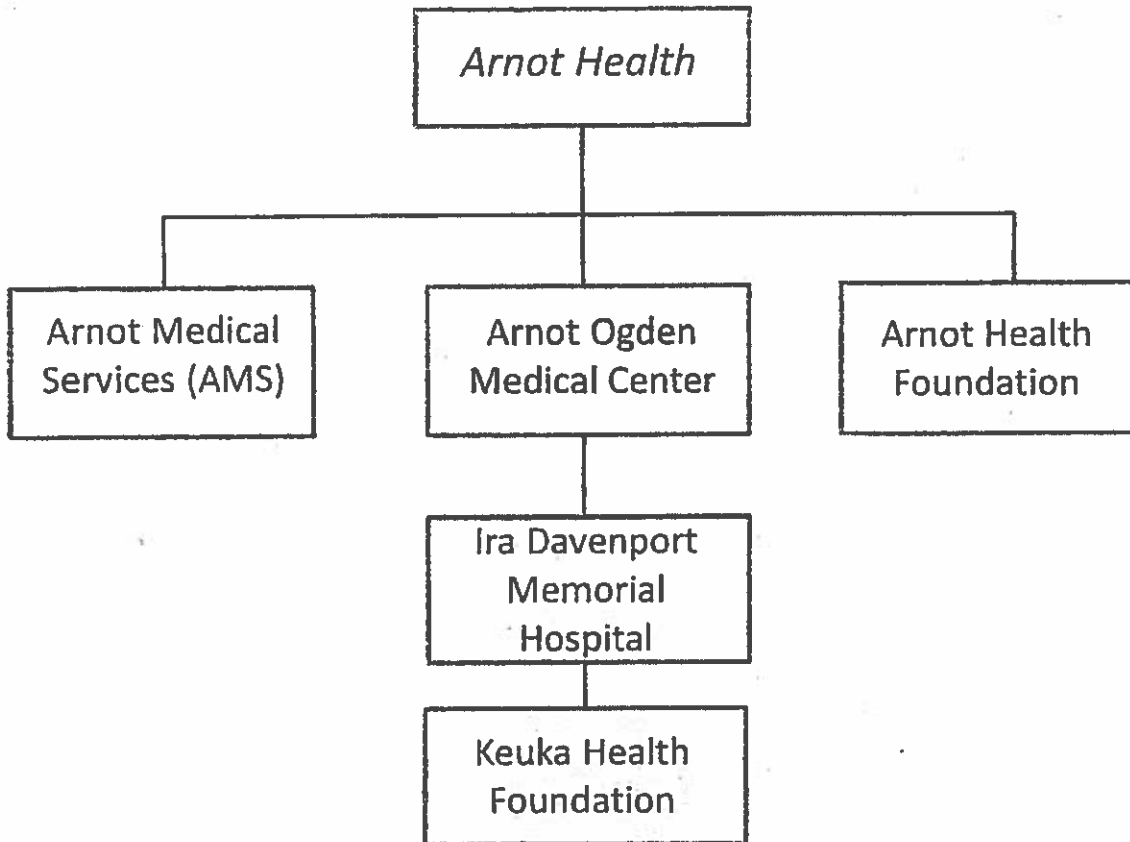
Administrator-----	495.00
Registered Nurse Director Of Nursing-----	450.00
Registered Nurse-----	4470.10
Licensed Practical Or Vocational Nurse-----	9316.62
Certified Nurse Aide-----	22250.34
Dietitian-----	391.25
Occupational Therapist-----	465.00
Occupational Therapy Assistant-----	553.50
Physical Therapist-----	966.75
Physical Therapy Assistant-----	1855.00
Speech Or Language Pathologist-----	49.50
Therapeutic Recreation Specialist-----	472.50
Other Activities Staff-----	1744.73
Qualified Social Worker-----	465.00
Other Social Worker-----	382.50
Housekeeping Service Worker-----	10488.06
Other Service Worker-----	16606.61
TOTAL-----	71422.46

Attachment 1B

Post Affiliation
Pre-Merger



Post-Merger



ARNOT HEALTH, INC.

**CONSOLIDATING BALANCE SHEETS
DECEMBER 31, 2018
(With Comparative Totals For 2017)**

	Arnot Ogden Medical Center and Affiliates	Ira Davenport Memorial Hospital and Affiliate	St. Joseph's Hospital, Inc.	Eliminations	Totals	
					2018	2017
ASSETS						
CURRENT ASSETS:						
Cash and cash equivalents	\$ 10,128,123	\$ 1,125,496	\$ 1,027,516	\$ -	\$ 12,281,135	\$ 12,928,628
Current portion of investments	5,000,000	-	-	-	5,000,000	5,000,000
Patient accounts receivable, net	26,704,660	2,993,016	4,955,505	-	34,653,181	36,522,002
Notes and other receivables	684,457	157,205	115,424	-	957,086	898,617
Inventories	1,947,122	183,132	293,763	-	2,424,017	2,112,573
Current portion of assets limited as to use	1,365,380	84,592	1,002,162	-	2,452,134	2,585,878
Prepays and other current assets	1,592,913	200,624	81,977	-	1,875,514	1,750,771
Total current assets	47,422,655	4,744,065	7,476,347	-	59,643,067	61,798,469
NONCURRENT ASSETS:						
Investments, net of current portion	35,225,575	-	332,729	(271,631)	35,286,673	46,439,415
Assets with limited use, net of current portion	26,504,251	850,000	3,198,255	-	30,552,506	33,565,368
Property, plant, and equipment, net	104,296,499	10,476,929	14,476,484	-	129,249,912	132,661,985
Interest in net assets of charitable remainder trusts	346,857	1,781,845	-	-	2,128,702	2,372,876
Interest in net assets of foundations	-	-	-	-	-	-
Due from related parties	7,979,925	7,978	312,431	(8,300,334)	-	-
	178,505,558	13,116,752	18,404,736	(8,571,965)	201,455,081	218,899,492
Total assets	\$ 225,928,213	\$ 17,860,817	\$ 25,881,083	\$ (8,571,965)	\$ 261,098,148	\$ 280,697,961

ARNOT HEALTH, INC.

CONSOLIDATING BALANCE SHEETS

DECEMBER 31, 2018

(Continued)

(With Comparative Totals For 2017)

	Annot Ogden Medical Center and Affiliates	Ira Davenport Memorial Hospital and Affiliate	St. Joseph's Hospital, Inc.	Eliminations	Totals	
					2018	2017
LIABILITIES AND NET ASSETS						
CURRENT LIABILITIES:						
Current portion of long-term debt	\$ 1,522,974	\$ -	\$ -	\$ -	\$ 1,522,974	\$ 1,547,031
Current portion of capital lease obligations	1,274,675	-	-	-	1,274,675	526,855
Accounts payable and accrued liabilities	27,344,829	1,594,808	2,732,873	-	31,672,310	26,571,279
Current portion of estimated amounts due to third-party payors, net	2,823,102	-	294,827	-	3,117,929	826,225
Total current liabilities	32,965,380	1,594,808	3,027,700	-	37,587,888	29,471,390
LONG-TERM LIABILITIES:						
Long-term debt, net of current portion	27,099,981	-	-	-	27,099,981	28,617,422
Capital lease obligations, net of current portion	1,532,170	-	-	-	1,532,170	862,641
Estimated amounts due to third-party payors, net of current portion	1,010,727	318,797	1,906,777	-	3,236,301	5,079,036
Self-insurance reserves	7,082,469	904,201	2,437,337	-	10,424,007	14,295,595
Accrued pension liability	11,621,914	-	7,523,464	-	19,145,378	16,299,150
Other long-term liabilities	8,133,525	-	103,868	(271,631)	7,965,762	7,933,051
Due to related parties	320,409	5,824,157	2,155,768	(8,300,334)	-	-
Total liabilities	89,766,575	8,641,963	17,154,914	(8,571,965)	106,991,487	102,558,285
NET ASSETS:						
Without donor restrictions	126,180,506	6,362,969	8,379,513	-	140,922,988	164,727,807
With donor restrictions	9,981,132	2,855,885	346,656	-	13,183,673	13,411,869
Total net assets	136,161,638	9,218,854	8,726,169	-	154,106,661	178,139,676
Total liabilities and net assets	\$ 225,928,213	\$ 17,860,817	\$ 25,881,083	\$ (8,571,965)	\$ 261,098,148	\$ 280,697,961

ARNOT HEALTH, INC.

CONSOLIDATING STATEMENTS OF OPERATIONS
FOR THE YEAR ENDED DECEMBER 31, 2018
(With Comparative Totals For 2017)

	Arnot Ogden Medical Center and Affiliates	Ira Davenport Memorial Hospital and Affiliate	St. Joseph's Hospital, Inc.	Eliminations	Totals	
					2018	2017
OPERATING REVENUE:						
Net patient service revenue	\$ 303,982,696	\$ 25,065,863	\$ 45,589,042	\$ -	\$ 374,637,601	\$ 371,449,771
Provision for bad debts	(11,416,857)	(1,620,177)	(1,744,953)	-	(14,781,987)	(19,053,969)
Net patient service revenue less provision for bad debts	292,565,839	23,445,686	43,844,089	-	359,855,614	352,395,802
Other operating revenue	9,784,923	395,594	1,513,154	-	11,693,671	12,394,777
Net assets released from restriction	479,183	328,417	-	-	807,600	558,738
Total operating revenue	302,829,945	24,169,697	45,357,243	-	372,356,885	365,349,317
OPERATING EXPENSES:						
Salary and wages	164,206,872	10,078,577	16,066,282	-	190,351,731	187,220,829
Fringe benefits	51,318,604	3,055,619	1,422,459	-	55,796,682	56,428,763
Drugs and supplies	50,028,083	2,579,487	5,642,908	-	58,250,478	57,203,664
Purchased services and professional fees	26,136,093	6,972,599	20,510,704	-	53,619,396	47,105,164
Depreciation	12,627,496	1,332,306	2,124,113	-	16,083,915	16,070,166
Interest	1,202,630	-	95	-	1,202,725	1,069,882
Other	10,408,769	984,692	697,442	-	12,090,903	14,062,046
Total operating expenses	315,928,547	25,003,280	46,464,003	-	387,395,830	379,160,514
Loss from operations	(13,098,602)	(833,583)	(1,106,760)	-	(15,038,945)	(13,811,197)
OTHER INCOME (EXPENSE):						
Investment income, net of direct and external fees	4,863,217	144,547	225,087	-	5,232,851	4,041,453
Net gain on sale of business and related property	655	-	-	-	655	63,115
Grants and other revenue, net	-	231,891	-	-	231,891	74,420
Total other income	4,863,872	376,438	225,087	-	5,465,397	4,178,988
Deficiency of revenue over expenses	\$ (8,234,730)	\$ (457,145)	\$ (881,673)	\$ -	\$ (9,573,548)	\$ (9,632,209)

The following information is in response to your letter dated July 16, 2019 regarding the above referenced project.

- 6) St. Joseph's Hospital SNF has a current CMS Nursing Home Overall measure rating of two stars. Please provide details on the challenges associated with this facility and what current and future operational improvements the applicant is making to improve the ratings in all CMS ratings domains.

Response: The chief challenges are related to both staffing and documentation. Nonprofit entities typically serve as safety net providers with the corresponding payer mix that result in fiscal pressures which impact recruitment and retention of key staff. The leadership is undertaking extensive review of staffing challenges and will soon be addressing wage disparity with the intended outcome of achieving better retention and recruitment of necessary staff. In addition plans are underway to replace the computer systems which will facilitate improved documentation that leads to more appropriate payment and recognition for services rendered.

- 7) St. Joseph's Hospital TCU has a current CMS Nursing Home Quality measure rating of one star. Please provide details on the challenges associated with this facility and what current and future operational improvements the applicant is making to improve the quality ratings.

Response: Probably no longer applicable. With the staffing shortage the unit stopped accepting patients several months ago and the few remaining staff was distributed to fill vacancies in other units. The plan is to work with the area schools to find and recruit staff and one day ideally relocate the service onto the Arnot campus where it could be utilized by acute inpatients without requiring transportation issues.

- 8) Ira Davenport Memorial Hospital SNF has a current CMS Nursing Home Overall measure rating of one star. Please provide details on the challenges associated with this facility and what current and future operational improvements the applicant is making to improve the ratings in all CMS ratings domains.

Response: Improved documentation in the long term care industry will reflect the safe, quality care delivered daily to our residents. This in turn will directly result in better surveys, improved quality measure scores, and sustainable reimbursement. Documentation or lack thereof, is a challenge faced by this organization due to the use of multiple documentation processes. Our subject matter experts on documentation are the MDS nursing staff. Ongoing education to the end users is provided by MDS staff.

Additionally, routine audits are being implemented to monitor compliance with appropriate documentation.

The nation, New York State and Steuben County are suffering from severe shortages of nursing staff, including Registered Nurses, Licensed Practical Nurses, and Certified Nursing Assistants. Steuben County in the Southern Tier of NYS is rural and lacking in schools of nursing and adequate training facilities for CNA's. It is a struggle to maintain a consistent staff in this rural community. The for-profit competitor competes aggressively for staff with greater wages. The recently enacted minimum wage law change has made recruitment of staff more difficult as they can find day jobs in fast food paying higher wages with less stress.

The Taylor SNF is coordinating with Arnot Health education department to submit an application for an on-site Certified Nursing Assistant program. This work is in process, with an anticipated submission date October 5. Recruiting unlicensed personnel, offering education, and providing clinical orientation within the facility should generate the sense of belonging to a team to which they are a valuable member.

Human resource staff and nursing leadership attend multiple nurse recruiting fairs in an attempt to entice new graduates to the campus. Arnot Health employs a fulltime nurse recruiter to assist with these efforts. For the interim, the campus employs travel nurses to meet resident's needs.

The system has most recently completed a wage comparison for the LPN nursing staff. This has resulted in a significant pay increase for most of the current staff and has afforded Taylor SNF to recruit new staff with a competitive hourly salary, along with a robust benefits package. The system has also undertaken the same regional wage comparison for RN's and CNA's. The wage disparity in the local region was prohibiting recruitment efforts overall.

Due to the unforeseen resignation of the campus educator, the use of three per diem RN educators has been supplementing staff education. While not ideal, minimum standards are being met. Providing ongoing education and training to all staff is crucial for success, and for providing safe and quality care to residents. Recruitment for this vacancy is still underway.

Certified Home Health Agency
Balance Sheet
As of Date: 12/31/2018

		<u>Current Year</u>	<u>Prior Year</u>
Assets			
Current Assets			
Cash			
	Cash	55,408	57,699
	Total Cash	<u>55,408</u>	<u>57,699</u>
Prepays			
	Prepaid Expense	19,891	16,065
	Prepaid Insurance	22,671	23,511
	Total Prepays	<u>42,562</u>	<u>39,576</u>
Accounts Receivable			
	Medicaid EPS	121,000	133,420
	Medicare	52,762	20,253
	Medicare Advantage	124,635	33,209
	Commercial/Managed Care	89,106	67,542
	Other	19,570	12,960
	Due From LHCSA	538,408	478,457
	Total Accounts Receivable	<u>945,481</u>	<u>745,841</u>
Allowances			
	Allowance for Bad Debt	(26,296)	(26,296)
	Total Allowances	<u>(26,296)</u>	<u>(26,296)</u>
	Total Current Assets	<u>1,017,155</u>	<u>816,820</u>
Fixed Assets			
	Equipment	332,205	325,522
	A/D - Equipment	(195,456)	(162,390)
	Total Fixed Assets	<u>136,749</u>	<u>163,132</u>
	Total Assets	<u>1,153,904</u>	<u>979,952</u>
Liabilities & Net Assets			
Liabilities			
Current Liabilities			
	Accounts Payable	36,875	80,290
	Accrued Expense	14,809	15,047
	RTR Liability	-	13,445
	Accrued Payroll Expense	61,395	35,606
	Accrued Vacation Liability	12,055	-
	Medicare - TPL Payable	131,240	138,940
	Current Portion N/P (HCHB) - HSBC LOC	25,462	27,264
	Deposit Payable - MHC	30,000	30,000
	Paychex Unclaimed Funds	34	-
	Total Current Liabilities	<u>311,870</u>	<u>340,592</u>
Long Term Liabilities			
	D/T/F - Living Resources	337,065	727,263
	Long Term Notes Payable	145,253	167,684
	Total Long Term Liabilities	<u>482,318</u>	<u>894,947</u>
	Total Liabilities	<u>794,188</u>	<u>1,235,539</u>
Net Assets			
	Fund Balance	359,716	(255,587)
	Total Net Assets	<u>359,716</u>	<u>(255,587)</u>
	Total Liabilities & Net Assets	<u>1,153,904</u>	<u>979,952</u>

Certified Home Health Agency
Statement of Revenue and Expense
Current Period: 12/1/2018 - 12/31/2018
Year-to-Date: 1/1/2018 - 12/31/2018

	Current Year		Prior Year	
	Current Period	Current Year Year-to-Date	Current Period	Prior Year Year-to-Date
Revenue				
Medicaid EPS	111,350	1,311,251	109,155	1,188,612
Medicare	94,176	916,507	43,019	469,354
Medicare Advantage	70,063	658,207	21,916	250,049
Commercial/Managed Care	39,860	402,890	28,200	310,662
Other Income	10,103	113,382	2,550	19,948
Total Revenue	325,552	3,402,237	204,840	2,238,625
Expenses				
Personnel				
Salaries-Direct	132,885	1,120,379	63,804	684,241
Salaries-Indirect	50,785	532,884	30,629	535,074
Fringe Benefits	129,233	310,065	74,586	283,017
Total Personnel	312,903	1,963,329	169,019	1,502,332
Other Than Personnel Services				
Contracted Services	32,800	382,068	22,223	442,289
Direct Program OTPS	(77,059)	200,997	(44,562)	158,866
Administrative Expense	29,459	110,561	42,100	209,009
Lease/Rental - Real Property	8,076	96,917	8,076	96,917
Depreciation Expense	4,287	33,066	-	41,955
Total Other Than Personnel Services	(2,437)	823,608	27,837	949,036
Total Expenses	310,466	2,786,937	196,856	2,451,368
Excess or (Deficiency) of Revenue Over Expenses	15,086	615,299	7,984	(212,743)

Certified Home Health Agency
Balance Sheet
As of Date: 6/30/2019

	Current Year	Prior Year
Assets		
Current Assets		
Cash		
Cash	168,379	101,925
Total Cash	<u>168,379</u>	<u>101,925</u>
Prepays		
Prepaid Expense	20,038	20,835
Prepaid Insurance	6,907	12,331
Total Prepays	<u>26,945</u>	<u>33,166</u>
Accounts Receivable		
Medicaid EPS	124,883	105,360
Medicare	114,843	71,341
Medicare Advantage	86,445	86,474
Commercial/Managed Care	101,221	92,156
Other	56,100	13,745
Due From LHCSA	558,622	487,250
Total Accounts Receivable	<u>1,042,114</u>	<u>856,326</u>
Allowances		
Allowance for Bad Debt	(26,296)	(26,296)
Total Allowances	<u>(26,296)</u>	<u>(26,296)</u>
Total Current Assets	<u>1,211,142</u>	<u>965,121</u>
Fixed Assets		
Equipment	351,604	327,172
A/D - Equipment	(208,407)	(178,088)
Total Fixed Assets	<u>143,197</u>	<u>149,084</u>
Total Assets	<u>1,354,339</u>	<u>1,114,205</u>
Liabilities & Net Assets		
Liabilities		
Current Liabilities		
Accounts Payable	18,318	12,701
Accrued Expense	25,074	24,070
RTR Liability	0	5,915
Accrued Payroll Expense	61,961	36,432
Accrued Vacation Liability	12,055	0
Medicare - TPL Payable	132,557	161,101
Current Portion N/P (HCHB) - HSBC LOC	25,785	27,580
Deposit Payable - MHC	30,000	30,000
Paychex Unclaimed Funds	34	0
Total Current Liabilities	<u>305,784</u>	<u>297,799</u>
Long Term Liabilities		
D/T/F - Living Resources	51,631	627,859
Long Term Notes Payable	132,763	154,886
Total Long Term Liabilities	<u>184,394</u>	<u>782,745</u>
Total Liabilities	<u>490,178</u>	<u>1,080,544</u>
Net Assets		
Fund Balance	864,161	33,661
Total Net Assets	<u>864,161</u>	<u>33,661</u>
Total Liabilities & Net Assets	<u>1,354,339</u>	<u>1,114,205</u>

**Certified Home Health Agency
Statement of Revenue and Expense
Current Period: 6/1/2019 - 6/30/2019
Year-to-Date: 1/1/2019 - 6/30/2019**

	Current Year Current Period	Current Year Year-to- Date	Prior Year Current Period	Prior Year Year-to- Date
Revenue				
Medicaid EPS	111,381	697,552	106,526	611,974
Medicare	157,910	759,867	87,386	386,116
Medicare Advantage	76,946	450,472	55,525	279,163
Commercial/Managed Care	44,216	253,188	35,426	200,224
Other Income	14,032	94,252	10,722	59,533
Total Revenue	404,485	2,255,331	295,585	1,537,010
Expenses				
Personnel				
Salaries-Direct	152,743	857,429	81,101	477,437
Salaries-Indirect	34,748	274,283	38,129	264,397
Fringe Benefits	30,747	163,592	16,618	88,442
Total Personnel	218,238	1,295,304	135,848	830,276
Other Than Personnel Services				
Contracted Services	26,136	149,695	37,967	168,159
Direct Program OTPS	24,517	169,476	23,401	147,926
Administrative Expense	10,407	74,999	6,093	37,246
Lease/Rental - Real Property	8,076	48,459	8,076	48,459
Depreciation Expense	2,413	12,952	2,616	15,698
Total Other Than Personnel Services	71,549	455,581	78,153	417,488
Total Expenses	289,787	1,750,885	214,001	1,247,764
Excess or (Deficiency) of Revenue Over	114,698	504,446	81,584	289,246

CURRENT OWNERSHIP LIST

**LIVING RESOURCES CERTIFIED HOME
HEALTH AGENCY, INC.***

Board of Directors

Officers:

Mr. John G. Walsh – President

Mr. Darryl Teal – Treasurer

Directors:

Mr. Richard C. Mereday

Ms. Joan L. Healey

Mr. Marc Lustick

Ms. Ami Schnauber

Mr. David Smingler

PROPOSED OWNERSHIP

MARQUIS CERTIFIED HOME CARE, LLC

Mr. Eric E. Newhouse**	67.00%
Mr. Neil (Naftali) S. Zelman**	33.00%

**Initial co-Managing Members

*A New York not-for-profit corporation

MARQUIS CERTIFIED HOME CARE, LLC

BFA Attachment F
CON 191341

PRO FORMA BALANCE SHEET

ASSETS

Working Capital	\$918,741
Goodwill incl capital interest	\$1,018,700
TOTAL ASSETS	<u>\$1,937,441</u>

LIABILITIES AND NET ASSETS

LIABILITIES

Working Capital Loan	\$0
Member Equity	<u>\$1,937,441</u>
TOTAL LIABILITIES AND MEMBER EQUITY	<u>\$1,937,441</u>

Rochester Regional Health and Affiliates

Consolidating Balance Sheet – Hospital Affiliates
(in thousands of dollars)

December 31, 2018

Assets	Rochester General Hospital	Unity Hospital	Newark Wayne Community Hospital	United Memorial Medical Center	Clifton Springs Hospital	Eliminations	Consolidating Total
Current assets:							
Cash and cash equivalents	\$ 33,543	\$ 61,895	\$ 12,334	\$ 15,615	\$ 3,823	\$ -	\$ 127,210
Investments	72,863	16,898	15,334	11,827	-	-	116,922
Current portion of assets whose use is limited	875	33,318	-	1,249	-	-	35,442
Patient accounts receivable	58,807	32,832	6,973	16,238	6,659	-	121,509
Estimated third-party payor receivables	7,467	3,465	631	566	496	-	12,625
Due from affiliates	61,846	5,325	796	2,038	4	(5,062)	64,947
Inventories	1,779	6,702	108	2,714	1,085	-	12,388
Prepaid expenses and other	23,042	4,370	679	1,664	1,348	-	31,103
Total current assets	260,222	164,805	36,855	51,911	13,415	(5,062)	522,146
Assets whose use is limited:							
Funds held by bond trustees	107,349	16,413	431	-	-	-	124,193
Board designated funds	235,687	-	37,780	-	110	-	273,577
Escrow fund	-	-	-	103	-	-	103
Donor restricted	-	-	-	261	3,726	-	3,987
Deferred compensation	-	5,739	-	524	-	-	6,263
Total assets whose use is limited, net of current portion	343,036	22,152	38,211	888	3,836	-	408,123
Property and equipment, net	419,149	214,203	33,659	41,938	21,815	-	730,764
Other assets:							
Interest in net assets of the Foundations	65,795	7,348	5,292	2,381	7,685	-	88,501
Estimated third-party receivables, less current portion	1,089	1,813	-	59	-	-	2,961
Insurance recoveries receivable	50,123	8,171	5,559	1,799	1,286	-	66,938
Other	16,047	2,687	2,209	1,658	1,020	-	23,621
Total assets	\$ 1,155,461	\$ 421,179	\$ 121,785	\$ 100,634	\$ 49,057	\$ (5,062)	\$ 1,843,054

Rochester Regional Health and Affiliates

Consolidating Balance Sheet – Hospital Affiliates (Continued)
(in thousands of dollars)

December 31, 2018

Liabilities and net assets	Rochester General Hospital	Unity Hospital	Newark Wayne Community Hospital	United Memorial Medical Center	Clifton Springs Hospital	Eliminations	Consolidating Total
Current liabilities:							
Accounts payable	\$ 53,413	\$ 19,081	\$ 3,266	\$ 3,907	\$ 3,352	\$ -	\$ 83,019
Accrued salaries, vacation, and payroll taxes	38,952	17,275	2,826	5,250	1,850	-	66,153
Accrued expenses and other	61,141	12,619	2,855	1,898	2,903	-	81,416
Accrued interest payable	960	3,902	-	31	-	-	4,893
Estimated third-party payor payables	21,515	12,634	2,362	1,102	1,237	-	38,850
Current portion of long-term debt	11,710	7,628	786	1,519	-	-	21,643
Due to affiliates	15,378	7,492	4,782	3,595	303	(5,062)	26,488
Total current liabilities	203,069	80,631	16,877	17,302	9,645	(5,062)	322,462
Long-term liabilities:							
Long-term debt, less current portion	270,918	189,944	10,057	19,891	-	-	490,810
Accrued pension and post retirement benefits	-	88,155	-	10,602	-	-	98,757
Accrued insured and self-insured liabilities	84,041	22,365	10,062	4,142	2,599	-	123,209
Estimated third-party payor payables, less current portion	87,839	18,753	13,046	1,186	2,720	-	123,544
Deferred compensation	-	5,153	-	524	-	-	5,677
Other	-	169	197	-	341	-	707
Total long-term liabilities	442,798	324,539	33,362	36,345	5,660	-	842,704
Total liabilities	645,867	405,170	50,239	53,647	15,305	(5,062)	1,165,166
Net assets:							
Without donor restrictions	443,799	8,661	70,363	44,269	24,123	-	591,215
With donor restrictions	65,795	7,348	1,183	2,718	9,629	-	86,673
Total net assets	509,594	16,009	71,546	46,987	33,752	-	677,888
Total liabilities and net assets	\$ 1,155,461	\$ 421,179	\$ 121,785	\$ 100,634	\$ 49,057	\$ (5,062)	\$ 1,843,054

Rochester Regional Health and Affiliates

Consolidating Statement of Operations -- Hospital Affiliates
(in thousands of dollars)

For the Year Ended December 31, 2018

	Rochester General Hospital	Unity Hospital	Newark Wayne Community Hospital	United Memorial Medical Center	Clifton Springs Hospital	Eliminations	Consolidating Total
Revenues, gains, and other support without donor restrictions:							
Net patient service revenue	\$ 1,031,119	\$ 486,201	\$ 102,698	\$ 103,657	\$ 65,313	\$ (1,130)	\$ 1,787,858
Other revenue, gains, and other support	61,072	12,373	1,841	2,640	1,423	(2,285)	77,064
Total revenues, gains, and other support without donor restrictions	1,092,191	498,574	104,539	106,297	66,736	(3,415)	1,864,922
Expenses:							
Salaries and wages	517,502	243,398	51,344	44,730	35,548	3,804	896,326
Employee benefits	114,869	52,890	9,990	10,867	4,964	-	193,580
Professional fees	116,269	46,065	18,473	10,022	8,325	(4,593)	194,561
Purchased services and supplies	270,092	109,625	18,243	30,037	14,738	(2,876)	439,859
Depreciation and amortization	37,041	20,591	3,992	5,758	2,856	-	70,238
Malpractice and workers' compensation expense	14,191	5,626	1,064	1,145	148	-	22,174
Interest	4,401	10,918	503	1,041	265	250	17,378
Total expenses	1,074,365	489,113	103,609	103,600	66,844	(3,415)	1,834,116
Income (loss) from operations before other items	17,826	9,461	930	2,697	(108)	-	30,806
Asset impairment charges (Note 3)	(2,853)	-	-	-	-	-	(2,853)
Change in accounting estimates (Note 3)	(3,962)	(3,343)	(310)	(550)	(355)	-	(8,520)
Income (loss) from operations	11,011	6,118	620	2,147	(463)	-	19,433
Non-operating revenue (expense):							
Other components of net periodic pension cost	1,151	(4,204)	110	(1,915)	-	-	(4,858)
Other non-operating gains, net	31	-	387	38	44	-	500
Investment income gain (loss), net	5,537	(239)	971	(57)	38	-	6,250
Total non-operating revenue (expense), net	6,719	(4,443)	1,468	(1,934)	82	-	1,892
Excess (deficiency) of revenues over expenses	\$ 17,730	\$ 1,675	\$ 2,088	\$ 213	\$ (381)	\$ -	\$ 21,325

Rochester Regional Health
 Unity Hospital
 Balance Sheet
 May Year To Date
 (In Thousands)

Assets

	May 2019
Current Assets	
Cash and short-term investments	\$ 64,655
Accounts receivable, net	41,152
Other current assets	30,110
Total current assets	<u>135,917</u>
Assets Limited as to Use	55,367
Property and equipment, net	210,027
Other assets	<u>20,712</u>
Total Assets	<u>\$ 422,023</u>

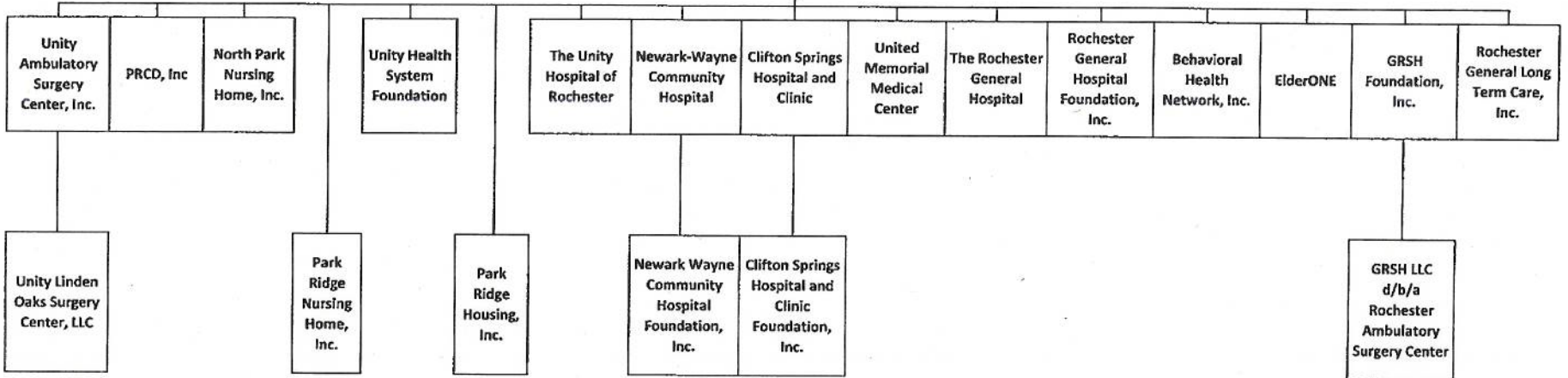
Liabilities and Net Assets

	May 2019
Current Liabilities	70,991
Long-term Liabilities	
Long-term debt, net current portion	188,980
Estimated third-party payor settlements, net	20,003
Accrued pension and postretirement liabilities	90,008
Other	33,443
Total long-term liabilities	<u>332,434</u>
Net Assets	
Unrestricted	10,961
Restricted	7,637
Total net assets	<u>18,598</u>
Total Liabilities and Net Assets	<u>\$ 422,023</u>

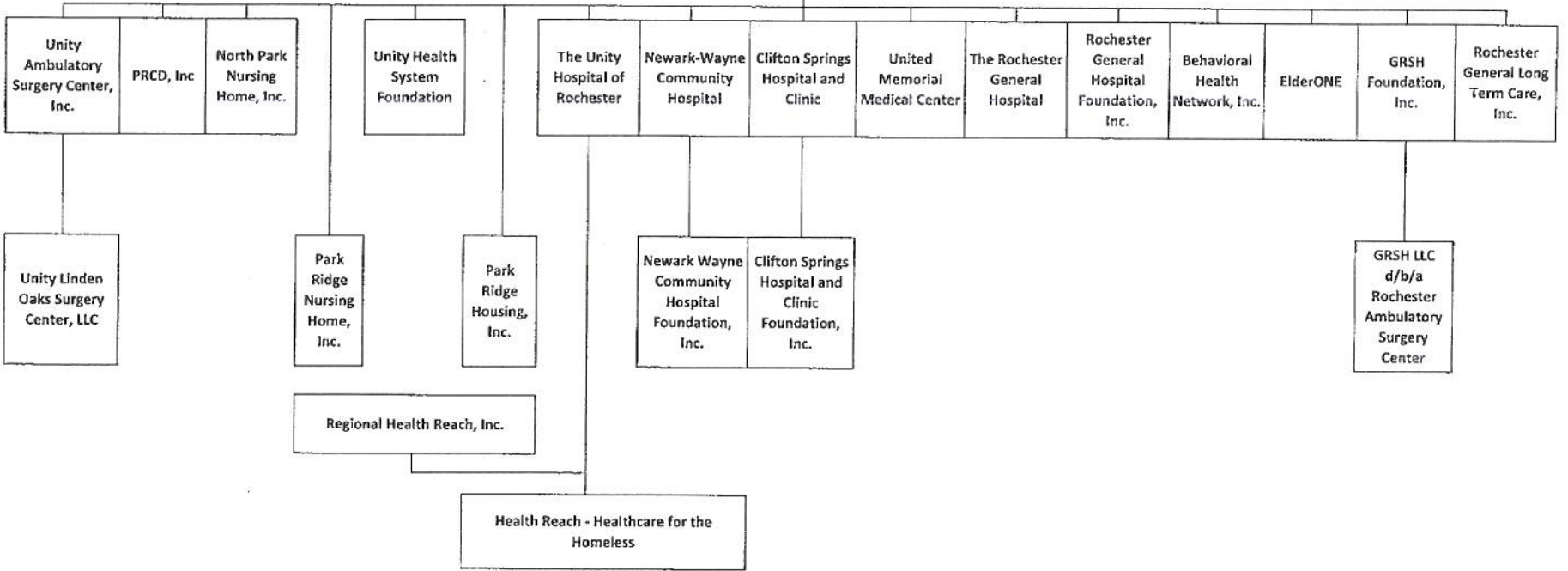
Rochester Regional Health
 Unity Hospital
 Statement of Operations
 May Year To Date
 (In Thousands)

	2019 Actual
Total operating revenues	\$ 217,411
Operating expenses	
Salaries, benefits and professional fees	155,464
Supplies and other	47,096
Depreciation and amortization	8,878
Interest	4,284
Total operating expenses	<u>215,722</u>
Operating income (loss)	1,689
Nonoperating income (loss)	<u>(47)</u>
Revenues over (under) expenses	<u>\$ 1,642</u>

**ROCHESTER REGIONAL HEALTH
Existing Organization Chart**



**ROCHESTER REGIONAL HEALTH
Proposed Organization Chart**



Pro Forma Balance Sheet

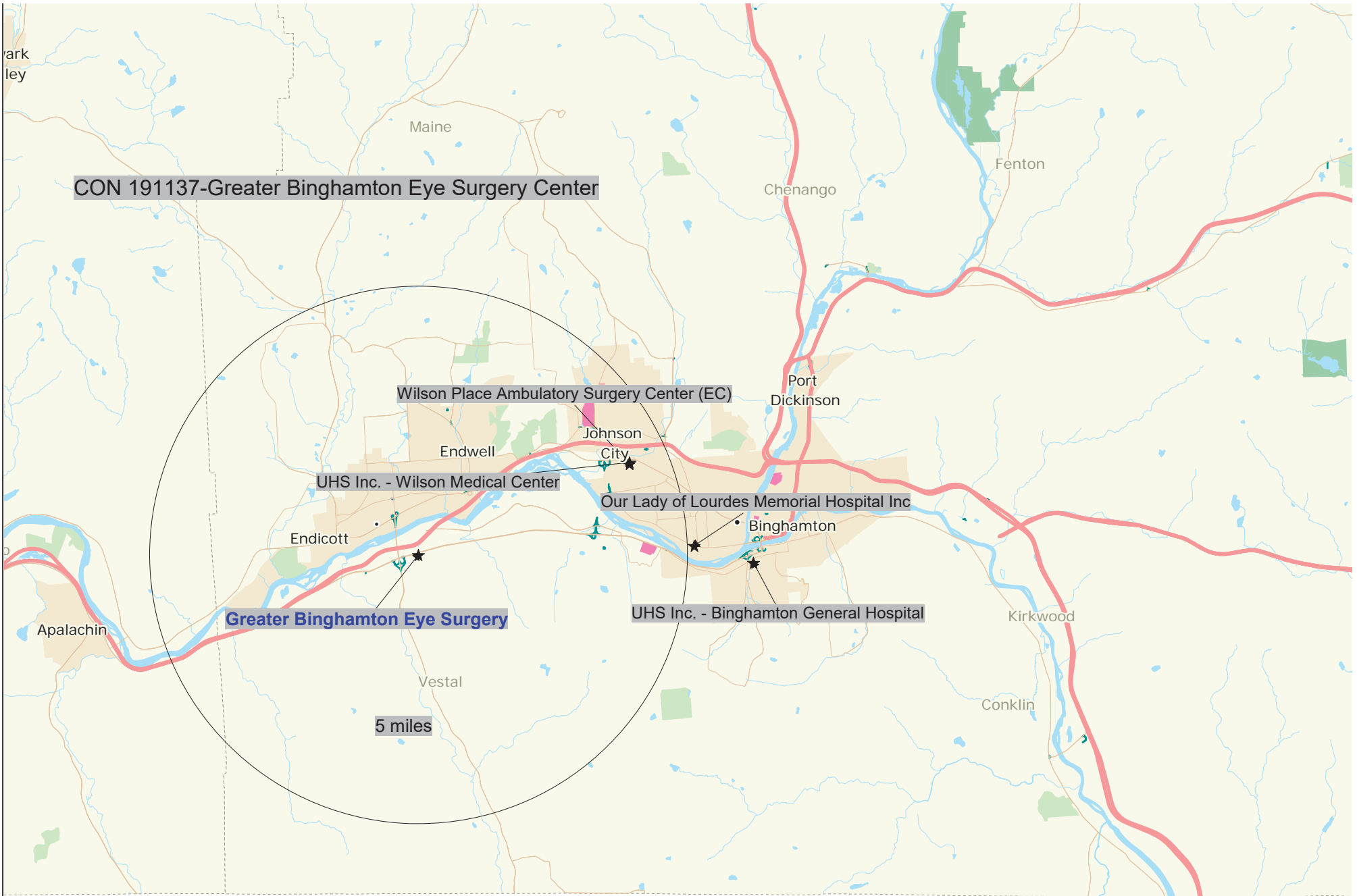
ASSETS

Cash	\$217,675
Moveable Equipment	439,085
Leasehold Improvements	<u>432,220</u>
TOTAL ASSETS	\$1,088,980

LIABILITIES

Bank Loan	\$439,085
Working Capital Loan	<u>108,839</u>
TOTAL LIABILITIES	\$547,924

NET ASSETS \$541,056



CON 191137-Greater Binghamton Eye Surgery Center

Wilson Place Ambulatory Surgery Center (EC)

UHS Inc. - Wilson Medical Center

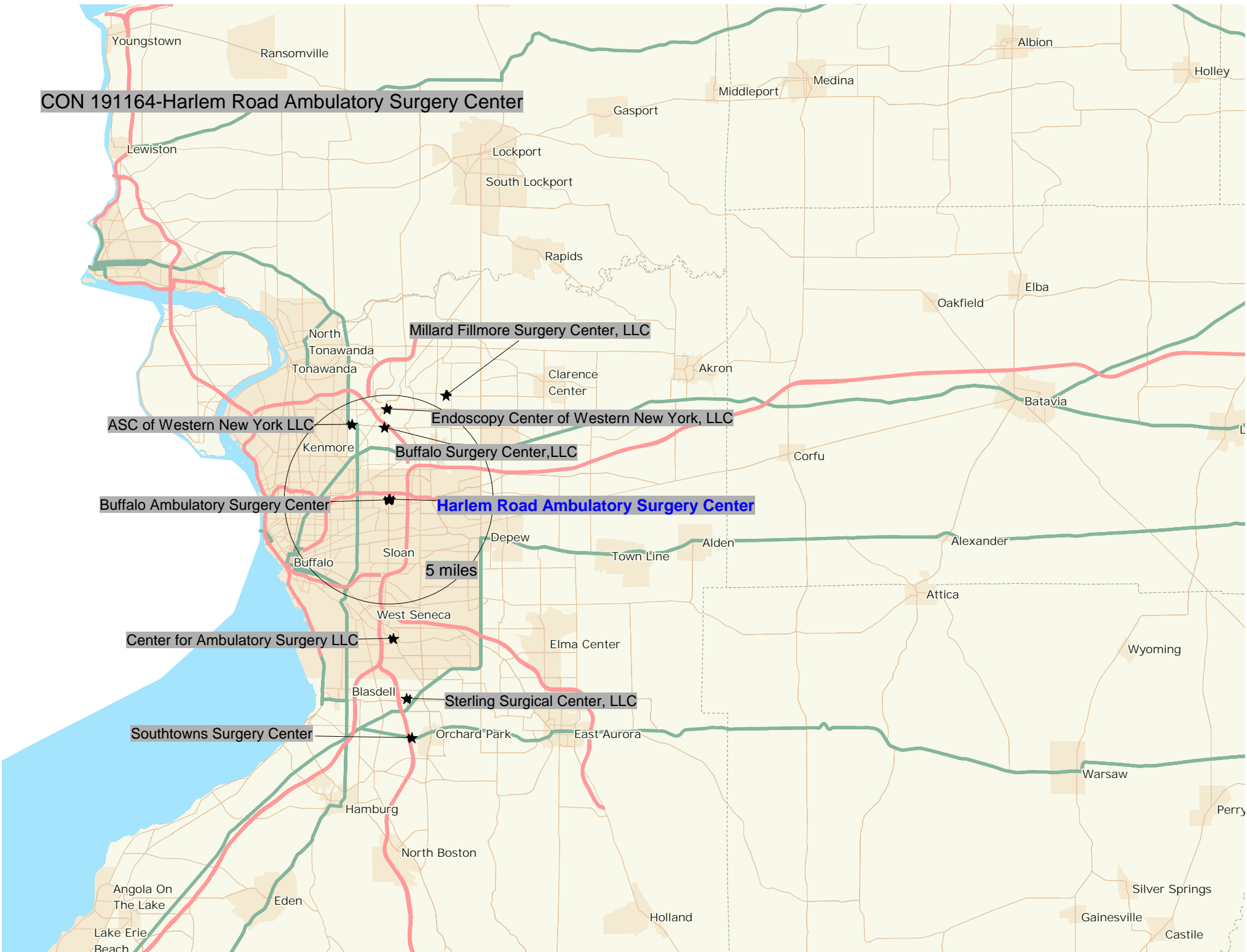
Greater Binghamton Eye Surgery

Our Lady of Lourdes Memorial Hospital Inc

UHS Inc. - Binghamton General Hospital

5 miles

CON 191164-Harlem Road Ambulatory Surgery Center



5 miles

Millard Fillmore Surgery Center, LLC

ASC of Western New York LLC

Endoscopy Center of Western New York, LLC

Buffalo Surgery Center, LLC

Buffalo Ambulatory Surgery Center

Harlem Road Ambulatory Surgery Center

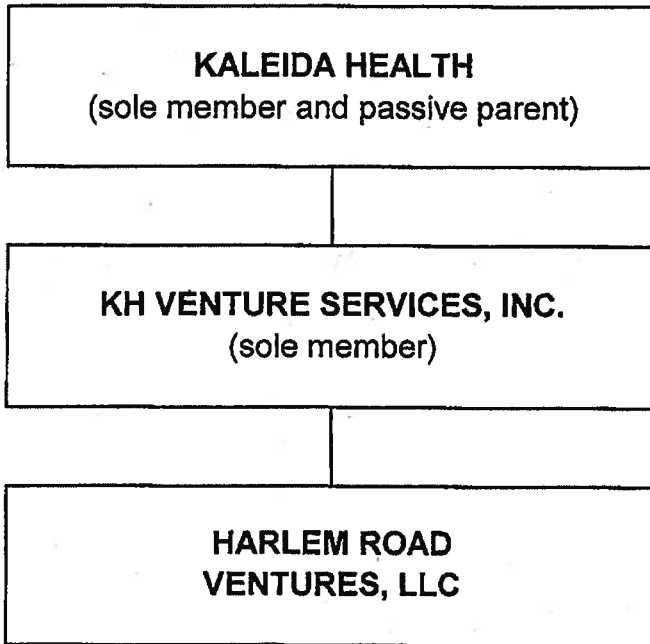
Center for Ambulatory Surgery LLC

Sterling Surgical Center, LLC

Southtowns Surgery Center

HARLEM ROAD VENTURES, LLC

ORGANIZATIONAL CHART



KALEIDA HEALTH
Consolidated Balance Sheets
December 31, 2017 and 2016
(Dollars in thousands)

Assets	<u>2017</u>	<u>2016</u>
Current assets:		
Cash and cash equivalents	\$ 37,385	45,783
Investments	213,383	176,970
Accounts receivable:		
Patient, less estimated allowance for doubtful accounts of \$31,004 in 2017 and \$32,009 in 2016	251,977	195,458
Other	34,213	28,386
Grants receivable	16,243	16,243
Estimated third-party payor receivables	14,120	14,452
Inventories	42,379	33,857
Prepaid expenses and other current assets	<u>28,284</u>	<u>20,775</u>
Total current assets	<u>637,984</u>	<u>531,924</u>
Assets limited as to use:		
Designated under debt agreements	40,892	45,276
Designated under self-insurance programs	101,174	102,152
Board designated and donor restricted	142,864	85,049
Other	<u>2,006</u>	<u>1,919</u>
	286,936	234,396
Property and equipment, less accumulated depreciation and amortization	755,078	595,950
Grants receivable	—	2,585
Other	<u>69,796</u>	<u>63,181</u>
Total assets	<u><u>\$ 1,749,794</u></u>	<u><u>1,428,036</u></u>

KALEIDA HEALTH
 Consolidated Balance Sheets
 December 31, 2017 and 2016
 (Dollars in thousands)

Liabilities and Net Assets	<u>2017</u>	<u>2016</u>
Current liabilities:		
Accounts payable and other accrued expenses	\$ 149,355	119,881
Accrued payroll and related expenses	68,144	54,674
Construction costs payable	11,269	12,306
Estimated third-party payor settlements	22,598	19,677
Current portion of long-term debt	36,546	25,193
Line of credit	10,000	—
Other current liabilities	9,786	7,820
Total current liabilities	<u>307,698</u>	<u>239,551</u>
Long-term debt, less current portion	407,291	336,519
Estimated self-insurance reserves (r	155,410	154,127
Asset retirement obligations	11,185	13,601
Pension and postretirement obligations (359,876	288,441
Other long-term liabilities	3,241	4,852
Total liabilities	<u>1,244,701</u>	<u>1,037,091</u>
Commitments		
Net assets:		
Unrestricted:		
Available for operations	740,425	583,659
Provision for future benefit costs	(381,845)	(298,785)
Total unrestricted	<u>358,580</u>	<u>284,874</u>
Temporarily restricted :	101,550	85,831
Permanently restricted	44,963	20,240
Total net assets	<u>505,093</u>	<u>390,945</u>
Total liabilities and net assets	<u>\$ 1,749,794</u>	<u>1,428,036</u>

KALEIDA HEALTH
Consolidated Statements of Operations and Changes in Net Assets
Years ended December 31, 2017 and 2016
(Dollars in thousands)

	<u>2017</u>	<u>2016</u>
Operating revenue:		
Patient service revenue, net of contractual allowances and discounts (\$ 1,621,831	1,466,437
Less provision for bad debts	19,937	16,765
Net patient service revenue	1,601,894	1,449,672
Other operating revenue	55,875	41,418
Net assets released from restrictions for operations	8,693	5,555
Total operating revenue	<u>1,666,462</u>	<u>1,496,645</u>
Operating expenses:		
Salaries and benefits	922,538	846,628
Purchased services and other	325,327	273,213
Medical and nonmedical supplies	311,052	267,129
Depreciation and amortization	66,433	65,809
Interest	13,797	13,599
Total operating expenses	<u>1,639,147</u>	<u>1,466,378</u>
Income from operations	<u>27,315</u>	<u>30,267</u>
Other income:		
Investment income (22,779	8,852
Net realized gains on sales of investments (2,863	6,288
Net change in unrealized gains on investments	8,520	2,858
Loss on impairment and disposal of assets	(12,198)	—
Total other income, net	<u>21,964</u>	<u>17,998</u>
Excess of revenue over expenses, before effect of affiliation, net	<u>49,279</u>	<u>48,265</u>

KALEIDA HEALTH

Consolidated Statements of Operations and Changes in Net Assets

Years ended December 31, 2017 and 2016

(Dollars in thousands)

	<u>2017</u>	<u>2016</u>
Excess of revenue over expenses, before effect of affiliation	\$ 49,279	48,265
Effect of affiliation	41,584	—
Excess of revenues over expenses, after effect of affiliation	90,863	48,265
Unrestricted net assets:		
Pension and postretirement related changes other than net periodic cost	(50,212)	(42,555)
Contributions for capital acquisitions	12,588	19,586
Net assets released from restrictions for capital expenditures	16,721	21,787
Other, net	3,746	526
Increase in unrestricted net assets	<u>73,706</u>	<u>47,609</u>
Temporarily restricted net assets:		
Contributions, bequests, and grants	5,314	5,249
Restricted investment income	9,342	4,405
Effect of affiliation	20,218	—
Net change in unrealized gains on investments	6,259	292
Net assets released from restrictions for operations	(8,693)	(5,555)
Net assets released from restrictions for capital expenditures	(16,721)	(21,787)
Increase (decrease) in temporarily restricted net assets	<u>15,719</u>	<u>(17,396)</u>
Permanently restricted net assets:		
Contributions	509	507
Effect of affiliation	24,214	—
Increase in permanently restricted net assets	<u>24,723</u>	<u>507</u>
Increase in net assets	114,148	30,720
Net assets, beginning of year	<u>390,945</u>	<u>360,225</u>
Net assets, end of year	<u>\$ 505,093</u>	<u>390,945</u>

Kaleida Health

Combined Balance Sheet

(Dollars in Thousands)

	December 31, 2018	December 31, 2017	Change from Prior Year End
Assets			
Current assets:			
Cash and cash equivalents	\$ 61,731	\$ 37,385	\$ 24,346
Current investments	171,675	213,383	(41,708)
Accounts receivable:			
Patient	298,229	251,977	46,252
Other	44,636	34,213	10,423
Grant Receivable	11,243	16,243	(5,000)
Inventories	46,219	42,379	3,840
Prepaid expenses and other current assets	17,989	28,284	(10,295)
Total Current Assets	651,721	623,864	27,857
Assets whose use is limited:			
Designated under Self-Insurance Programs	90,739	101,174	(10,435)
Designated under Debt Agreements	39,830	40,892	(1,062)
Board Designated and Donor Restricted	127,487	142,864	(15,377)
Other	2,568	2,006	562
	260,625	286,936	(26,311)
Property and equipment, net	767,635	755,078	12,557
Other assets	54,471	69,796	(15,325)
Total Assets	\$ 1,734,452	\$ 1,735,674	\$ (1,222)
Liabilities and net assets			
Current portion of long-term debt	\$ 41,210	\$ 36,546	\$ 4,664
Line of credit	42,054	10,000	32,054
Note payable	-	-	-
Accounts payable	175,665	149,355	26,310
Accrued payroll and related expenses	70,292	68,144	2,148
Estimated net third-party payor settlements	2,270	8,478	(6,208)
Other current liabilities	9,744	9,786	(42)
Total Current Liabilities	341,235	282,309	58,926
Long-term debt	399,828	407,291	(7,463)
Construction costs payable	-	11,269	(11,269)
Estimated Self Insurance Reserves	158,293	155,410	2,883
Asset retirement obligations	8,066	11,185	(3,119)
Pension and postretirement obligations	301,011	359,876	(58,865)
Other long-term liabilities	1,541	3,241	(1,700)
	868,739	948,272	(79,533)
Total Liabilities	1,209,974	1,230,581	(20,607)
Net assets			
Unrestricted:			
Available for operations	728,143	740,425	(12,282)
Provision for future benefit costs	(334,948)	(381,845)	46,897
	393,195	358,580	34,615
Temporarily restricted	85,787	101,550	(15,763)
Permanently restricted	45,496	44,963	533
Total Net Assets	524,478	505,093	19,385
Total Liabilities and Net Assets	\$ 1,734,452	\$ 1,735,674	\$ (1,222)

Kaleida Health

Consolidated Statement of Operations
Year-To-Date December 31, 2018

(Dollars in Thousands)

	Actual	Budget	Variance	Prior Year
Operating Revenues				
Patient Revenue				
Inpatient Services	\$ 2,248,345	\$ 2,039,758	\$ 208,588	\$ 1,960,174
Outpatient Services	1,991,750	1,891,091	100,659	1,522,774
Gross Patient Revenue	<u>4,240,096</u>	<u>3,930,849</u>	309,247	<u>3,482,948</u>
Less:				
Contractual Allowances	2,423,928	2,110,977	(312,952)	1,851,399
Bad Debt & Charity Care	36,830	31,393	(5,436)	29,654
Total Care Discounts	<u>2,460,758</u>	<u>2,142,370</u>	(318,388)	<u>1,881,053</u>
Net Patient Revenue	<u>1,779,338</u>	<u>1,788,479</u>	(9,141)	<u>1,601,895</u>
Operating Investment Interest & Dividend Income	6,387	6,036	351	8,181
Interest and Dividends	814	-	814	(0)
Other Operating Revenue	67,015	61,135	5,880	56,387
Total Operating Revenue	<u>1,853,554</u>	<u>1,855,649</u>	(2,096)	<u>1,666,462</u>
Operating Expenses				
Salary/Wages/Contract Labor	781,908	774,981	(6,927)	699,954
Employee Benefits	233,992	256,597	22,605	222,584
Physician Fees	128,227	124,291	(3,935)	107,185
Purchased Services	130,714	107,225	(23,488)	99,086
Med & Non-Med Supplies	350,612	319,152	(31,460)	311,052
Other Expenses	88,108	86,537	(1,571)	86,815
Utilities	14,886	14,780	(105)	11,952
Insurance Expense	19,263	26,788	7,526	20,290
Depreciation & Amortization	77,088	81,208	4,120	66,433
Interest	18,681	17,899	(781)	13,797
Total Operating Expenses	<u>1,843,477</u>	<u>1,809,459</u>	(34,018)	<u>1,639,147</u>
Income (Loss) from Operations	<u>\$ 10,077</u>	<u>\$ 46,190</u>	<u>\$ (36,113)</u>	<u>\$ 27,315</u>
Non Operating Gains (Losses)				
Loss on Abandonments	-	-	-	(9,541)
Impairment Expense	-	-	-	(2,658)
Interest and Dividends	1,715	2,109	(395)	1,704
Realized Gains (Losses)	3,602	6,104	(2,502)	5,085
Unrealized Gains (Losses)	(32,005)	-	(32,005)	27,372
Non Operating Gains (Losses), Net	<u>(26,688)</u>	<u>8,214</u>	<u>(34,902)</u>	<u>21,964</u>
Excess of Revenues Over Expenses	<u>\$ (16,611)</u>	<u>\$ 54,404</u>	<u>\$ (71,015)</u>	<u>\$ 49,279</u>

HARLEM ROAD AMBULATORY SURGERY CENTER, LLC

PRO FORMA BALANCE SHEET FOR OPERATIONS

ASSETS

D&TC Capital	\$4,938,503
Working Capital	\$609,748
Total Assets	\$5,548,251

LIABILITIES & MEMBER EQUITY	\$0
Total Liabilities	\$0

Member Equity	\$5,548,251
----------------------	--------------------

Total Liabilities and Member Equity	\$5,548,251
--	--------------------

CON 191212-Atlantic SC



Digestive Health Center of Huntington, Inc

Advanced Surgery Center of Long Island

Northeast Endo

Great South Bay Endoscopy Center, LLC

Atlantic Surgery Center

Island Digestive Health Center

Island Endoscopy Center, LLC

2 miles

ATLANTIC SC, LLC

CON #191212
Attachment B

PRO FORMA BALANCE SHEET

ASSETS

Cash	\$655,712
Equipment	\$832,708


TOTAL ASSETS	\$1,488,420
--------------	-------------

LIABILITIES

Working Capital Loan Long	\$0
term Liabilites - Equip	\$832,708
TOTAL LIABILITIES	\$832,708

MEMBERS EQUITY	\$655,712
----------------	-----------

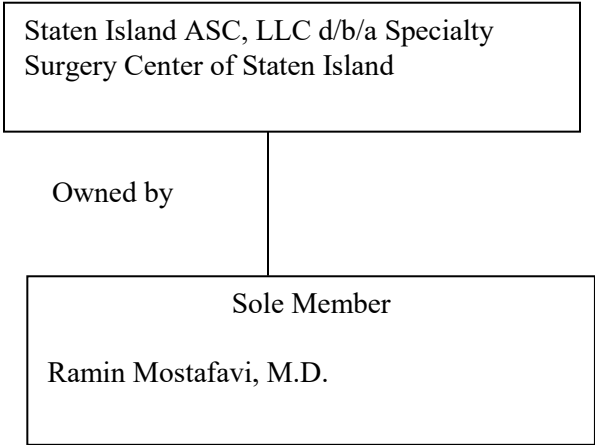
TOTAL LIABILITIES AND MEMBERS EQUITY	\$1,488,420
---	-------------





**CERTIFICATE OF NEED APPLICATION
OF
STATEN ISLAND ASC, LLC**

Organizational Chart



STATEN ISLAND ASC, LLC

OPENING DAY PROFORMA BALANCE SHEET

ASSETS

CURRENT ASSETS

Cash Balances	\$325,193
Accounts Receivable – Net	<u>\$ -0-</u>
Total Current Assets	\$325,193

PROPERTY

Facility Improvements	-0-
Equipment (net of depreciation)	<u>\$408,169</u>
Total Property	\$408,169

TOTAL ASSETS	\$733,362
---------------------	------------------

LIABILITIES AND NET ASSETS

CURRENT LIABILITIES	\$ -0-
----------------------------	---------------

LONG-TERM LIABILITES

Equipment Loan	\$ 408,169
Working Capital Loan	\$ 150,000
Total Long-Term Liabilities	\$ 558,169

TOTAL LIABILITIES	\$ 558,169
--------------------------	-------------------

LLC CAPITAL	\$ 175,193
--------------------	-------------------

TOTAL LIABILITIES AND LLC CAPITAL	\$ 733,362
--	-------------------

**AIDS Healthcare Foundation
Consolidated Balance Sheets**

	December 31	
	2018	2017
ASSETS		
Current assets		
Cash and cash equivalents	\$ 70,228,387	\$ 32,620,381
Pharmacy revenue receivable, net of allowance for doubtful accounts of \$6,046,344 and \$3,400,468 at December 31, 2018 and 2017, respectively	61,344,162	58,682,069
Premium revenue receivable, net of allowance for doubtful accounts of \$3,748,640 at December 31, 2018 and 2017	8,057,158	9,660,604
Grant revenue receivable	11,278,675	8,433,226
Accounts receivable, net of allowance for doubtful accounts of \$7,576,952 and \$6,398,426 at December 31, 2018 and 2017, respectively	5,924,348	3,800,489
Inventories	34,980,430	30,843,334
Investments	22,623,345	18,437,312
Prepaid expenses and other current assets	23,084,187	22,967,807
Total current assets	237,520,692	185,445,222
Noncurrent assets		
Assets limited as to use	6,828,111	6,828,111
Property and equipment, net	192,978,034	138,426,791
Long-term investments	68,510,128	117,387,453
Intangibles, deposits and other assets	22,435,100	24,086,402
Total assets	\$ 528,272,065	\$ 472,173,979
LIABILITIES AND NET ASSETS		
Current liabilities		
Accounts payable	\$ 42,699,104	\$ 60,713,214
Accrued expenses	22,695,882	16,490,032
Unearned premiums	9,690,159	30,147,718
Claims payable	22,223,621	17,618,697
Current portion of long-term debt	2,948,538	2,616,154
Total current liabilities	100,257,304	127,585,815
Deferred rent	2,892,710	2,790,833
Interest rate swap	354,345	164,186
Long-term debt, net of current portion	37,759,046	19,523,397
Total liabilities	141,263,405	150,064,231
Net assets		
Without donor restrictions	386,651,104	321,806,096
With donor restrictions	357,556	303,652
Total net assets	387,008,660	322,109,748
Total liabilities and net assets	\$ 528,272,065	\$ 472,173,979

AIDS Healthcare Foundation
Consolidated Statements of Operations and Changes in Net Assets

	Years ended December 31	
	2018	2017
Operating revenues		
Unrestricted revenues, gains, and other support		
Pharmacy revenue, net	\$ 1,135,863,420	\$ 1,030,597,409
Premiums earned, net	194,357,261	191,986,268
Grant revenue	52,085,078	43,330,788
Net patient service revenue	8,260,844	9,311,874
Contributions		
Cash	4,922,820	1,991,949
In-kind, thrift store	9,994,684	10,420,670
In-kind, other	2,000,245	1,257,694
Other	4,164,100	3,158,773
Operating revenues before net assets released from restrictions for operations	1,411,648,452	1,292,055,425
Net assets released from restrictions for operations	303,652	499,671
Total operating revenues	1,411,952,104	1,292,555,096
Operating expenses		
Salaries	155,135,213	132,843,102
Benefits	49,186,140	44,853,774
Medical services, supplies and drugs	211,667,398	197,850,594
Cost of pharmacy and thrift stores sales	722,075,551	675,424,750
Rent and other facilities related expenses	47,034,518	38,937,583
Depreciation and amortization	15,188,250	13,349,254
Interest expense	1,238,418	1,309,499
Provision for bad debts	3,573,253	9,850,712
Insurance	2,384,598	2,050,488
Professional services	33,473,779	29,664,730
Charitable contributions	10,182,912	9,262,304
Other expenses	95,897,778	87,607,904
Total operating expenses	1,347,037,808	1,243,004,694
Income from operations	64,914,296	49,550,402
Investment (loss) Income, net	(69,288)	4,234,140
Increase in net assets without donor restrictions	64,845,008	53,784,542
Changes in net assets with donor restrictions		
Contributions	357,556	395,124
Net assets released from restrictions for operations	(303,652)	(499,671)
Increase (decrease) in net assets with donor restrictions	53,904	(104,547)
Increase in net assets	64,898,912	53,679,995
Net assets, beginning of year	322,109,748	268,429,753
Net assets, end of year	\$ 387,008,660	\$ 322,109,748

**AIDS Healthcare Foundation
 Consolidated Balance Sheets**

	December 31	
	2017	2016
ASSETS		
Current assets		
Cash and cash equivalents	\$ 32,620,381	\$ 63,135,801
Pharmacy revenue receivable, net of allowance for doubtful accounts of \$3,400,468 and \$8,527,025 at December 31, 2017 and 2016, respectively	58,682,069	52,254,952
Premiums receivable, net of allowance for doubtful accounts of \$3,748,640 and \$2,362,612 at December 31, 2017 and 2016, respectively	9,660,604	8,748,237
Grant revenue receivable	8,433,226	9,165,526
Accounts receivable, net of allowance for doubtful accounts of \$6,398,426 and \$5,402,146 at December 31, 2017 and 2016, respectively	3,800,489	3,386,658
Inventories	30,843,334	26,498,770
Investments	18,437,312	24,347,195
Prepaid expenses and other current assets	22,967,807	29,063,929
Total current assets	185,445,222	216,601,068
Noncurrent assets		
Assets limited as to use	6,828,111	2,828,111
Long-term premium revenue receivable, net of allowance for doubtful accounts of \$9,532,200 and \$4,996,403 at December 31, 2017 and 2016, respectively	-	4,535,797
Property and equipment, net	138,426,791	107,833,909
Long-term investments	117,387,453	51,600,333
Intangibles, deposits and other assets	24,086,402	21,692,388
Total assets	\$ 472,173,979	\$ 405,091,606
LIABILITIES AND NET ASSETS		
Current liabilities		
Accounts payable	\$ 60,713,214	\$ 55,993,083
Accrued expenses	16,490,032	17,456,002
Unearned premiums	30,147,718	10,073,170
Claims payable	17,618,697	25,269,225
Current portion of long-term debt	2,616,154	2,672,560
Total current liabilities	127,585,815	111,464,040
Noncurrent liabilities		
Deferred rent	2,790,833	2,575,894
Interest rate swap	164,186	482,478
Long-term debt, net of current portion	19,523,397	22,139,441
Total liabilities	150,064,231	136,661,853
Net assets		
Unrestricted	321,806,096	268,021,554
Temporarily restricted	303,652	408,199
Total net assets	322,109,748	268,429,753
Total liabilities and net assets	\$ 472,173,979	\$ 405,091,606

AIDS Healthcare Foundation
Consolidated Statements of Operations and Changes in Net Assets

	Years ended December 31	
	2017	2016
Operating revenues		
Unrestricted revenues, gains, and other support		
Pharmacy revenue	\$ 1,030,597,409	\$ 924,139,313
Premiums earned, net	191,986,268	174,736,391
Grant revenue	43,330,788	42,890,612
Net patient service revenue	9,311,874	5,554,488
Contributions		
Cash	1,991,949	1,559,991
In-kind, thrift store	10,420,670	10,252,903
In-kind, other	1,257,694	208,674
Other	4,341,310	2,198,217
	1,293,237,962	1,161,540,589
Operating revenues before net assets released from restrictions for operations		
Net assets released from restrictions for operations	499,671	439,603
Total operating revenues	1,293,737,633	1,161,980,192
Operating expenses		
Salaries	132,843,102	114,478,994
Benefits	44,853,774	41,082,849
Medical services, supplies and drugs	200,963,988	200,776,371
Cost of pharmacy and thrift stores sales	675,424,750	597,944,807
Rent and other facilities related expenses	40,205,626	35,806,372
Depreciation and amortization	13,349,254	11,400,757
Interest expense	1,309,499	1,423,736
Provision for bad debts	9,850,712	16,990,611
Insurance	2,050,488	2,053,141
Professional services	29,664,730	26,380,754
Charitable contributions	9,262,304	6,504,929
Other expenses	83,450,888	66,844,534
Total operating expenses	1,243,229,115	1,121,687,855
Income from operations	50,508,518	40,292,337
Interest and net investment income	3,276,024	703,608
Increase in unrestricted net assets	53,784,542	40,995,945
Changes in temporarily restricted net assets		
Contributions	395,124	-
Net assets released from restrictions for operations	(499,671)	(439,603)
Decrease in temporarily restricted net assets	(104,547)	(439,603)
Increase in net assets	53,679,995	40,556,342
Net assets, beginning of year	268,429,753	227,873,411
Net assets, end of year	\$ 322,109,748	\$ 268,429,753

AIDS HEALTHCARE FOUNDATION

PRO FORMA BALANCE SHEET

CURRENT ASSETS

Cash and Cash Equivalents	\$70,340,173
Pharmacy Revenue Receiveable, Net of Allowance	\$61,344,162
Premium Revenue Receivable, Net of Allowance	\$7,891,021
Grants Revenue, Net of Allowance	\$10,861,240
Accounts Receiveable, Net of Allowance	\$4,315,363
Inventory	\$35,142,709
Investments	\$17,617,936
Prepaid Expense/Other Asset	\$23,428,762
Article 28 D&TC Capital	\$1,072,561
Article 28 Working Capital	\$147,665
Total Current Assets	\$232,161,592

Assets Limited as to Use	\$6,828,111
Property, plant & equipment	\$192,591,481
Debt Issuance Costs	\$617,129
Investments	\$73,512,028
Deposits and Other Assets	\$22,099,919
Total LT Assets	\$295,648,668

TOTAL ASSETS **\$527,810,260**

LIABILITIES & NET ASSETS

Accounts Payable	\$56,492,198
Accrued Expenses	\$21,045,575
Claims Payable	\$18,000,308
Current Portion of Long-Term Debt	\$2,481,114
Total Current Liabilities	\$98,019,195

Deferred Rent	\$2,892,634
Interest Rate Swap	\$354,345
L/T Debt, Net Current Portion	\$38,593,599
TOTAL LIABILITIES	\$139,859,773

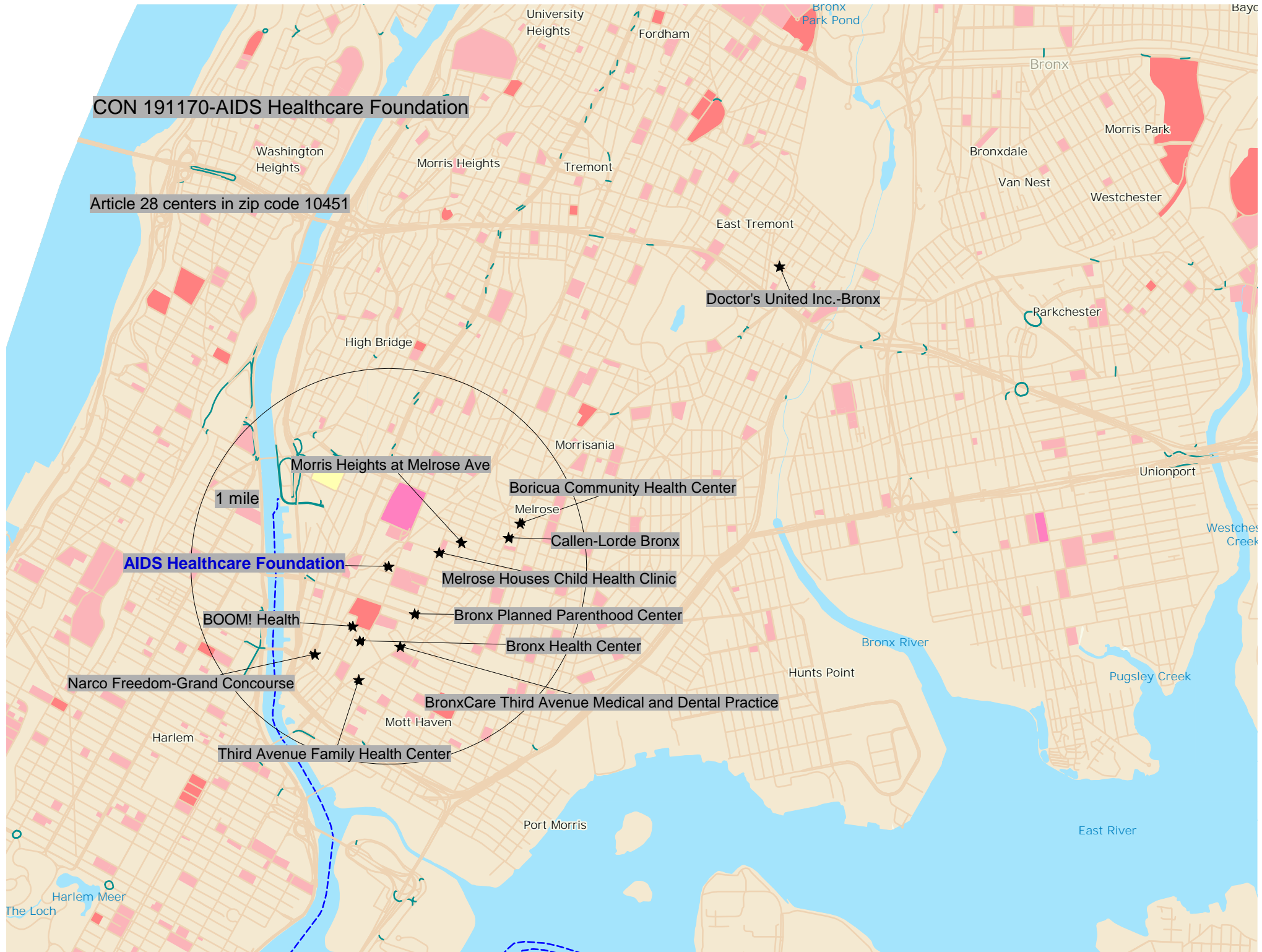
NET ASSETS

Unrestricted	\$387,592,931
Temporarily Restricted Net Assets	\$357,556
TOTAL NET ASSETS	\$387,950,487

TOTAL LIABILITIES & NET ASSETS **\$527,810,260**

CON 191170-AIDS Healthcare Foundation

Article 28 centers in zip code 10451



1 mile

AIDS Healthcare Foundation

BOOM! Health

Narco Freedom-Grand Concourse

Third Avenue Family Health Center

BronxCare Third Avenue Medical and Dental Practice

Bronx Health Center

Bronx Planned Parenthood Center

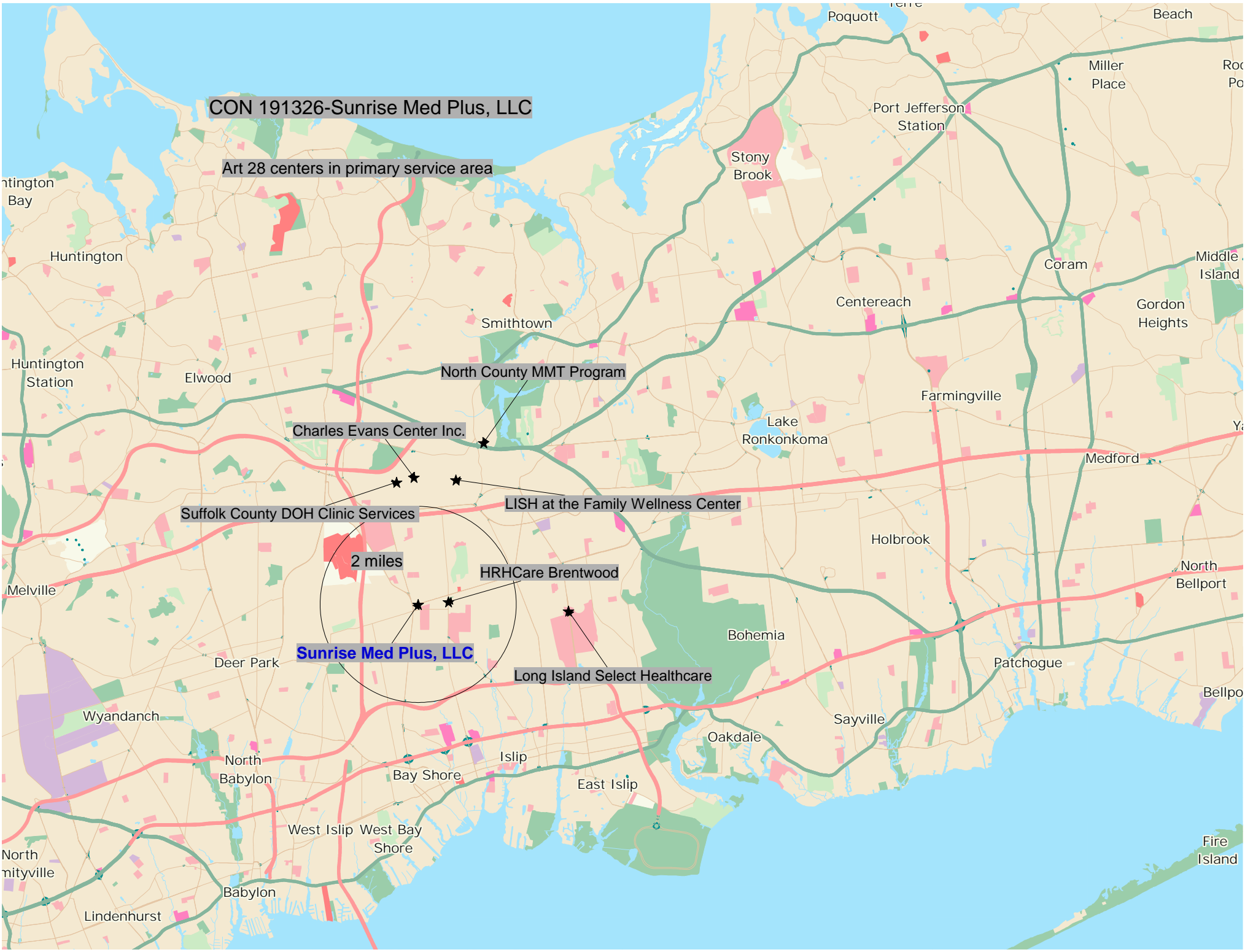
Melrose Houses Child Health Clinic

Callen-Lorde Bronx

Boricua Community Health Center

Morris Heights at Melrose Ave

Doctor's United Inc.-Bronx



CON 191326-Sunrise Med Plus, LLC

Art 28 centers in primary service area

North County MMT Program

Charles Evans Center Inc.

Suffolk County DOH Clinic Services

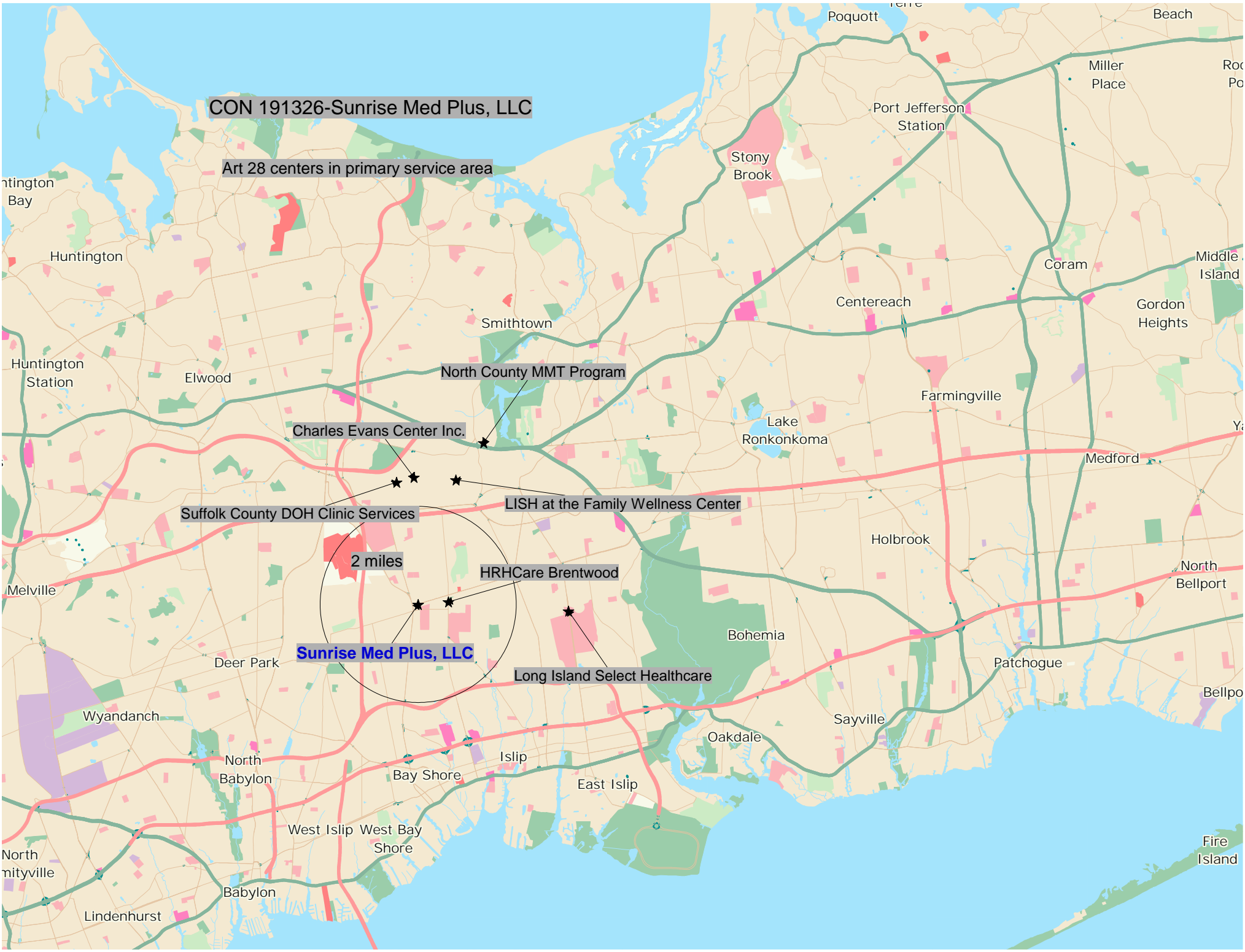
LISH at the Family Wellness Center

2 miles

HRHCare Brentwood

Sunrise Med Plus, LLC

Long Island Select Healthcare



SUNRISE MED PLUS, LLC

CERTIFY AND CONSTRUCT A DIAGNOSTIC AND TREATMENT CENTER

PRO FORMA BALANCE SHEET

ASSETS

Cash	\$704,486
Leasehold Improvements	\$848,454
Equipment	\$270,761
TOTAL ASSETS	\$1,823,701

LIABILITIES AND MEMBER EQUITY

LIABILITIES

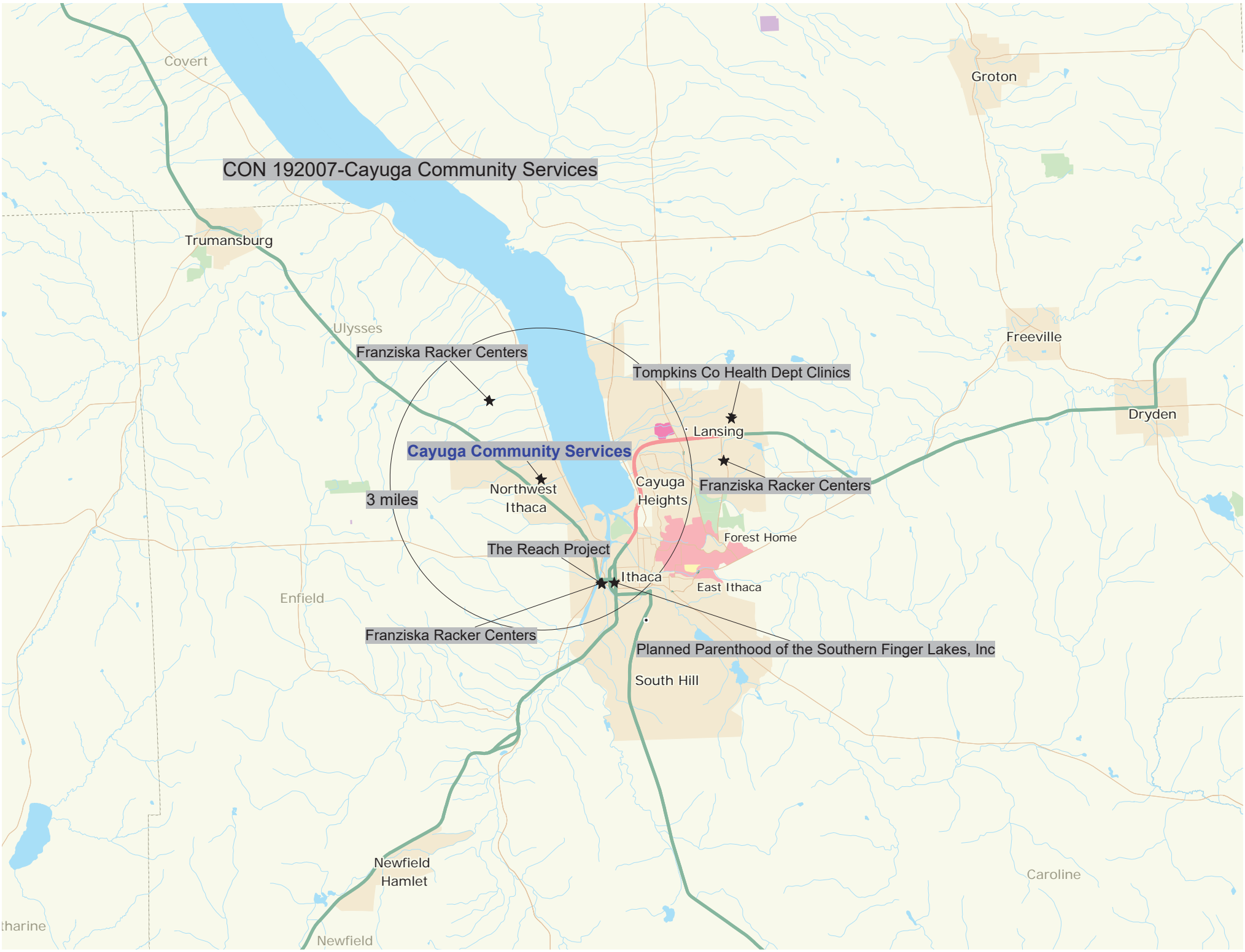
Capital Loan	\$700,000
TOTAL LIABILITIES	\$700,000

MEMBER EQUITY **\$1,123,701**

**TOTAL LIABILITIES AND
MEMBER EQUITY** **\$1,823,701**

Note: Sunrise Med Plus, LLC is a recently formed LLC and has no assets and liabilities.

CON 192007-Cayuga Community Services



Franziska Racker Centers

Tompkins Co Health Dept Clinics

Cayuga Community Services

3 miles

Northwest Ithaca

Lansing

Franziska Racker Centers

The Reach Project

Cayuga Heights

Forest Home

Enfield

East Ithaca

Franziska Racker Centers

Ithaca

Planned Parenthood of the Southern Finger Lakes, Inc

South Hill

Newfield Hamlet

Caroline

Newfield

Charine

CAYUGA MEDICAL CENTER AT ITHACA, INC.

BALANCE SHEETS
DECEMBER 31, 2018 AND 2017

	<u>2018</u>	<u>2017</u>
ASSETS		
CURRENT ASSETS:		
Cash and cash equivalents	\$ 15,646,633	\$ 15,671,738
Patient accounts receivable, net	24,034,313	24,654,747
Inventories	8,327,089	8,039,143
Prepaid expenses and other current assets	<u>13,485,273</u>	<u>9,294,858</u>
Total current assets	61,493,308	57,660,486
INVESTMENTS	68,517,550	72,772,255
PROPERTY, PLANT AND EQUIPMENT, net	116,653,434	117,101,935
BENEFICIAL INTEREST IN ASSETS OF FOUNDATION	6,188,437	6,737,889
INSURANCE RECEIVABLE	2,786,655	2,677,831
OTHER ASSETS, net of current portion	<u>7,998,285</u>	<u>7,960,718</u>
Total assets	<u>\$ 263,637,669</u>	<u>\$ 264,911,114</u>
LIABILITIES AND NET ASSETS		
CURRENT LIABILITIES:		
Current portion of long-term borrowings	\$ 3,008,250	\$ 4,238,349
Accounts payable	10,452,665	9,676,018
Accrued payroll, taxes and other expenses	15,292,353	13,183,899
Current portion of accrued postretirement cost	580,564	658,593
Current portion of due to third-party payors	<u>5,330,091</u>	<u>3,670,837</u>
Total current liabilities	<u>34,663,923</u>	<u>31,427,696</u>
OTHER LIABILITIES:		
Long-term borrowings, net of current portion	22,774,935	25,651,507
Fair value of interest rate swap	36,854	104,178
Accrued insurance claims	2,786,655	2,677,831
Accrued pension cost	38,993,135	34,037,852
Accrued postretirement cost, net of current portion	10,644,825	11,698,599
Due to third-party payors, net of current portion	<u>3,660,425</u>	<u>3,660,425</u>
Total other liabilities	<u>78,896,829</u>	<u>77,830,392</u>
Total liabilities	<u>113,560,752</u>	<u>109,258,088</u>
NET ASSETS:		
Without donor restrictions	144,707,059	150,264,474
With donor restrictions	<u>5,369,858</u>	<u>5,388,552</u>
Total net assets	<u>150,076,917</u>	<u>155,653,026</u>
Total liabilities and net assets	<u>\$ 263,637,669</u>	<u>\$ 264,911,114</u>

CAYUGA MEDICAL CENTER AT ITHACA, INC.

STATEMENTS OF ACTIVITIES AND CHANGES IN NET ASSETS
FOR THE YEARS ENDED DECEMBER 31, 2018 AND 2017

	<u>2018</u>	<u>2017</u>
OPERATING REVENUE:		
Net patient service revenue	\$ 233,383,302	\$ 207,236,190
Provision for doubtful accounts	<u>(5,828,634)</u>	<u>(5,861,091)</u>
Net patient service revenue, less provision for doubtful accounts	227,554,668	201,375,099
Other operating revenue	13,147,641	10,166,096
Net assets released from restrictions used for operations	<u>13,286</u>	<u>20,484</u>
Total operating revenue	<u>240,715,595</u>	<u>211,561,679</u>
OPERATING EXPENSES:		
Salaries and wages	78,478,254	73,765,137
Employee benefits	31,849,054	27,094,639
Supplies and other expenses	49,059,862	39,839,907
Professional expenses	16,777,987	14,477,566
Contracted services	19,376,374	18,702,318
Fixed expense (occupancy)	7,382,147	5,936,437
Other direct expenses	5,859,240	5,342,319
Depreciation	13,020,784	14,551,611
Interest	<u>973,549</u>	<u>1,071,731</u>
Total operating expenses	<u>222,777,251</u>	<u>200,781,665</u>
Net income from operations	17,938,344	10,780,014
INTEREST AND DIVIDEND INCOME, net of external and direct fees	2,395,034	1,631,527
REALIZED GAIN ON INVESTMENTS, net	53,385	2,203,467
OTHER INCOME	<u>3,634,144</u>	<u>-</u>
EXCESS OF REVENUE OVER EXPENSES	<u>24,020,907</u>	<u>14,615,008</u>
OTHER CHANGES IN NET ASSETS WITHOUT DONOR RESTRICTIONS:		
Unrealized (loss) gain on investments	(7,033,049)	6,728,134
Unrealized gain (loss) on interest rate swap	67,324	(50,308)
Realized gain on terminated interest rate swap	-	108,000
Other changes in pension and postretirement obligation	(4,995,902)	(4,829,051)
Transfers to related parties	(18,148,900)	(16,971,343)
Other	<u>532,205</u>	<u>780,777</u>
Total other changes in net assets without donor restrictions	<u>(29,578,322)</u>	<u>(14,233,791)</u>
(Decrease) Increase in net assets without donor restrictions	<u>(5,557,415)</u>	<u>381,217</u>
NET ASSETS WITH DONOR RESTRICTIONS:		
Investment (loss) income, net of external and direct investment fees	(70,609)	240,891
Contributions and grant income	65,201	35,688
Net assets released from restrictions	<u>(13,286)</u>	<u>(20,484)</u>
(Decrease) Increase in net assets with donor restrictions	<u>(18,694)</u>	<u>256,095</u>
CHANGES IN NET ASSETS	(5,576,109)	637,312
NET ASSETS - beginning of year	<u>155,653,026</u>	<u>155,015,714</u>
NET ASSETS - end of year	<u>\$ 150,076,917</u>	<u>\$ 155,653,026</u>

Cayuga Community Services Year One Balance Sheet

<u>ASSETS</u>	<u>Proposed</u>
<u>Current Assets</u>	
Community Benefit Grant	\$ 857,928
<u>Fixed Assets</u>	
Equipment	\$ 93,000
Leasehold improvement	\$ 421,000
Total Assets	\$ 1,371,928
<u>Liabilities and Net Assets</u>	
<u>Liabilities</u>	
Total Liabilities	\$ -
<u>NET ASSETS</u>	
Project-Related Net Assets	\$ 1,371,928
TOTAL NET ASSETS	\$ 1,371,928

Note: As a newly formed not-for-profit corporation, the entity has minimal assets and liabilities

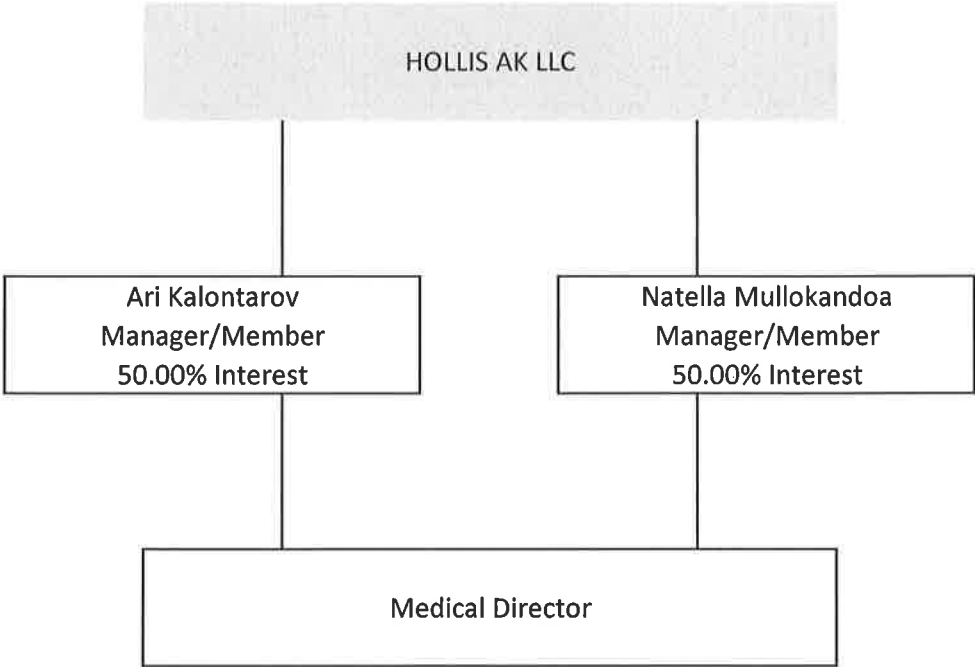
Sensitized budget for Cayuga Community Services, Inc.

	Year One		Year Three	
	Per Visit	Total	Per Visit	Total
Revenues:				
Medicare	\$100.00	\$33,600	\$100.00	\$67,200
Medicaid	\$141.64	\$218,975	\$141.64	\$447,441
Private Pay	\$70.82	\$21,388	\$70.82	\$42,846
Commercial	\$157.77	\$174,969	\$157.77	\$349,937
Bad Debt and Charity Care		(\$8,498)		(\$16,996)
Total Revenues		\$440,434		\$890,428
Expenses:				
Operating	\$279.46	\$939,252	\$163.45	\$1,098,520
Capital	\$38.66	\$129,950	\$19.66	\$132,164
Total Expenses	\$318.12	\$1,069,202	\$183.11	\$1,230,684
Net Income/(Loss) *		(\$628,768)		(\$340,256)
Utilization: (Visits)		3,361		6,721

The Medicare rate is based on Cayuga Medical Center at Ithaca's estimated current Medicare rate. The Medicaid rate is based on the current Upstate Medicaid APG base rate (as a proxy for average APG payment). The Private Pay rate is based on 50% of the Upstate APG Medicaid base rate. The Commercial rate is based on the facility's projections.

*An affidavit from John Collett, Chief Financial Officer of CMC, has been provided attesting that Community Benefit Grant funds will be provided to cover the year one operating losses, and will be awarded annually to cover any ongoing operating losses associated with the D&TC.

Attachment 3B-3-Org. Chart



Hollis Diagnostic & Treatment Center

Pro Forma Balance Sheet

ASSETS

Cash	\$	184,311
Leasehold Improvement	\$	-
Moveable/Fixed Equipment	\$	-
Total Assets	\$	184,311

LIABILITIES & MEMBERS EQUITY

Long Term Debt	\$	-
Short Term Debt	\$	-
Total Liabilities	\$	-
Members Equity	\$	184,311
Total Liabilities and Members Equity	\$	184,311

CITADEL RENAL CENTER LLC

PRO FORMA BALANCE SHEET

ASSETS

Cash	\$630,305
Property & Equipment *	\$115,356
Leasehold Improvements	\$0
Goodwill	\$2,294,644

TOTAL ASSETS \$3,040,305

LIABILITIES AND MEMBERS EQUITY

Working Capital Loan	\$0
Equipment Lease	\$0
Permanent Financing Loan	\$0

Total Liabilities \$0

Members Equity \$3,040,305

TOTAL LIABILITIES AND MEMBERS EQUITY \$3,040,305

* Based on a review of the interim financial statement for the period ending December 31, 2018

Bronx River Nephro-Care, Inc.
Financial Summary

FISCAL PERIOD ENDED	Internal		
	<u>12/31/2018</u>	<u>12/31/2017</u>	<u>12/31/2016</u>
ASSETS - CURRENT	\$1,779,169	\$2,433,831	\$2,652,847
ASSETS - FIXED AND OTHER	141,265	227,591	625,775
LIABILITIES - CURRENT	837,231	1,481,800	1,491,564
LIABILITIES - LONG-TERM	<u>0</u>	<u>0</u>	<u>1,226,068</u>
EQUITY	\$1,083,203	\$1,179,622	\$560,990
<hr/>			
INCOME	\$4,111,140	\$8,409,301	\$9,022,814
EXPENSE	<u>3,646,332</u>	<u>9,066,132</u>	<u>8,963,272</u>
NET INCOME	\$464,808	(\$656,831)	\$59,542
<hr/>			
Average Working Capital	\$1,018,417		
Average Net Assets	\$941,272		
Average Net Income (Loss)	(\$44,160)		

BRONX RIVER NEPHRO-CARE, INC
BALANCE SHEET
December 31, 2018

ASSETS

Current assets:

Cash	\$	493,576
Accounts receivable, net of allowance		661,335
Medical and pharmacy supplies		83,346
Prepaid expenses		3,710
Escrow		453,607
Other receivables		83,595
Total current assets		1,779,169

Fixed assets, at cost net of depreciation

Leasehold improvements		110,815
Heavy Equipment		0
Light Equipment		3,801
Furniture and Fixtures		4,649
Net Fixed assets,		119,265

Security Deposits		22,000
-------------------	--	--------

Total assets	\$	1,920,434
---------------------	-----------	------------------

LIABILITIES AND STOCKHOLDERS' EQUITY

Liabilities:

Accounts payable and accrued expenses	\$	256,686
NYS taxes payable		(750)
NYC taxes payable		(22,983)
Other liabilities		604,277

Total current liabilities		837,231
----------------------------------	--	----------------

Total liabilities		837,231
--------------------------	--	----------------

Stockholders' Equity:

Common Stock		1,000
Contributed capital		2,361,160
Drawings - current		(720,097)
Retained earnings		(558,860)

Total stockholders' equity		1,083,203
-----------------------------------	--	------------------

Total Liabilities and Stockholders' Equity	\$	1,920,434
---	-----------	------------------

Bronx River Nephro-Care, Inc.
P&L Management Report - BRNC at the Plaza
December 31, 2018

	<u>NOV</u>	<u>Per tx</u>	<u>DEC</u>	<u>Per tx</u>	<u>YTD</u>	<u>Per tx</u>	<u>2017</u>	<u>Per tx</u>
Hemo Treatments	<u>1,144</u>		<u>1,118</u>		<u>14,227</u>		<u>13,893</u>	
Revenue at Medicare rates	351,604	307.35	340,721	304.76	4,242,508	298.20	3,880,710	279.33
Commercial Insurance Adjustment	6,665	5.83	8,692	7.77	43,710	3.07	(41,339)	(2.98)
Medicare Sequestration Reduction	(3,391)	(2.96)	(3,986)	(3.57)	(45,964)	(3.23)	(38,165)	(2.75)
Medicaid Reduction	(11,468)	(10.02)	(13,586)	(12.15)	(129,114)	(9.08)	(103,291)	(7.43)
Total Revenue	<u>343,411</u>	<u>300.18</u>	<u>331,841</u>	<u>296.82</u>	<u>4,111,140</u>	<u>288.97</u>	<u>3,697,915</u>	<u>266.17</u>
Operating Expenses								
Salaries & Benefits								
RN	49,184	42.99	45,027	40.27	558,158	39.23	575,756	41.44
LPN	-	-	-	-	-	-	581	0.04
NCC	8,815	7.71	8,569	7.66	110,987	7.80	92,213	6.64
PCT	29,216	25.54	27,181	24.31	334,260	23.49	282,645	20.34
Dialysis Aide	-	-	-	-	-	-	-	-
Subtotal - Direct Care	<u>87,215</u>	<u>76.24</u>	<u>80,777</u>	<u>72.25</u>	<u>1,003,406</u>	<u>70.53</u>	<u>951,195</u>	<u>68.47</u>
Salaries - Chief Tech	-	-	-	-	-	-	-	-
Salaries - Biomed	-	-	-	-	-	-	-	-
Subtotal - Machine Techs	<u>-</u>	<u>-</u>	<u>-</u>	<u>-</u>	<u>-</u>	<u>-</u>	<u>-</u>	<u>-</u>
Social Worker	6,736	5.89	3,556	3.18	77,885	5.47	69,539	5.01
Nutritionist	5,347	4.67	4,353	3.89	55,365	3.89	64,071	4.61
Subtotal-SW & Nutritionist	<u>12,083</u>	<u>10.56</u>	<u>7,909</u>	<u>7.07</u>	<u>133,250</u>	<u>9.37</u>	<u>133,610</u>	<u>9.62</u>
Salaries - Administrative	11,499	10.05	11,504	10.29	149,687	10.52	73,253	5.27
Salaries - Ward Clerk	2,580	2.26	2,423	2.17	39,181	2.75	37,528	2.70

Bronx River Nephro-Care, Inc.
P&L Management Report - BRNC at the Plaza
December 31, 2018

Project# 191284
BFA Attachment-C cont

	<u>NOV</u>	<u>Per tx</u>	<u>DEC</u>	<u>Per tx</u>	<u>YTD</u>	<u>Per tx</u>	<u>2017</u>	<u>Per tx</u>
Subtotals - Administration	14,079	12.31	13,927	12.46	188,868	13.28	110,781	7.97
Salaries - Maintenance	5,136	4.49	5,067	4.53	63,127	4.44	57,999	4.17
Subtotal - Maintenance	5,136	4.49	5,067	4.53	63,127	4.44	57,999	4.17
Total Salaries	118,513	103.60	107,680	96.32	1,388,651	97.61	1,253,585	90.23
Benefits								
Payroll Taxes	14,398	12.59	15,314	13.70	181,182	12.74	158,536	11.41
Health Insurance	10,907	9.53	9,212	8.24	112,149	7.88	137,520	9.90
Workers Comp	-	-	-	-	-	-	-	-
Other Benefits	-	-	-	-	-	-	-	-
Accrued Compensated Absences	-	-	2,694	2.41	2,694	0.19	5,856	0.42
Total Benefits	25,305	22.12	27,220	24.35	296,025	20.81	301,911	21.73
Total Salaries & Benefits	143,818	125.72	134,900	120.66	1,684,676	118.41	1,555,496	111.96
Contract Labor	1,947	1.70	1,683	1.51	37,698	2.65	19,380	1.39
Medical Director Fees	2,917	2.55	2,917	2.61	35,000	2.46	28,755	2.07
Pharmacy Supplies								
Epogen	4,024	3.52	1,302	1.16	255,528	17.96	670,944	48.29
Amgen Rebate	-	-	-	-	-	-	-	-
Aranesp	33,183	29.01	45,040	40.29	332,491	23.37	-	-
Aranesp Rebates	-	-	-	-	-	-	-	-
Iron	4,392	3.84	2,888	2.58	37,634	2.65	27,923	2.01
Zemplar	-	-	-	-	-	-	(45)	(0.00)

Bronx River Nephro-Care, Inc.
P&L Management Report - BRNC at the Plaza
December 31, 2018

	<u>NOV</u>	<u>Per tx</u>	<u>DEC</u>	<u>Per tx</u>	<u>YTD</u>	<u>Per tx</u>	<u>2017</u>	<u>Per tx</u>
Hectorol	1,649	1.44	1,564	1.40	22,151	1.56	24,567	1.77
Parsabiv	24,122	21.09	16,592	14.84	221,239	15.55	-	-
Sensipar	5,760	5.03	(1,888)	(1.69)	9,742	0.68	-	-
Other Pharmacy Expense	1,545	1.35	3,678	3.29	25,813	1.81	25,842	1.86
Total Pharmacy Supplies	74,674	65.27	69,175	61.87	904,598	63.58	749,231	53.93
Medical Supplies								
Dialyzers	15,646	13.68	10,580	9.46	136,365	9.58	123,060	8.86
Blood Tubing	4,240	3.71	2,648	2.37	38,725	2.72	31,356	2.26
BiCarb/Acid	5,866	5.13	3,287	2.94	43,621	3.07	42,057	3.03
IV Solutions	3,355	2.93	3,898	3.49	32,756	2.30	25,556	1.84
Needles & Syringes	2,654	2.32	293	0.26	13,425	0.94	15,797	1.14
Heparin	(1,050)	(0.92)	364	0.33	1,277	0.09	1,728	0.12
Kits	-	-	-	-	-	-	4,599	0.33
Gloves	501	0.44	1,098	0.98	11,361	0.80	15,240	1.10
Other Hemo	11,192	9.78	5,110	4.57	77,372	5.44	76,434	5.50
Medical Supplies rebates	-	-	-	-	-	-	-	-
Freight	-	-	-	-	900	0.06	-	-
Total Medical Supplies	42,403	37.07	27,277	24.40	355,803	25.01	335,826	24.17
Occupancy								
Rent	1,525	1.33	1,525	1.36	18,300	1.29	18,678	1.34
Utilities	-	-	-	-	-	-	-	-
Water & Sewer	-	-	-	-	-	-	-	-
Property Tax	-	-	-	-	-	-	-	-
Property Insurance	876	0.77	876	0.78	10,080	0.71	5,302	0.38
Repairs & Maintenance	-	-	300	0.27	6,090	0.43	19,149	1.38
Parking	-	-	-	-	-	-	-	-

Bronx River Nephro-Care, Inc.
P&L Management Report - BRNC at the Plaza
December 31, 2018

	<u>NOV</u>	<u>Per tx</u>	<u>DEC</u>	<u>Per tx</u>	<u>YTD</u>	<u>Per tx</u>	<u>2017</u>	<u>Per tx</u>
Security	-	-	-	-	-	-	-	-
Exterminating	-	-	-	-	-	-	-	-
Housekeeping Services	-	-	-	-	-	-	57	0.00
Total Occupancy	2,401	2.10	2,701	2.42	34,470	2.42	43,185	3.11
Equipment Expenses								
Equipment Rental	-	-	-	-	-	-	-	-
Equipment Svc Agreements	1,900	1.66	1,034	0.93	18,639	1.31	11,878	0.85
Repairs & Maintenance	2,462	2.15	3,285	2.94	23,977	1.69	37,850	2.72
Equipment Rebates	-	-	-	-	-	-	-	-
Bio-Med Services	-	-	-	-	-	-	-	-
Total Equipment Expenses	4,362	3.81	4,319	3.86	42,616	3.00	49,728	3.58
Waste Expenses								
Medical Waste	1,313	1.15	1,000	0.89	5,621	0.40	10,644	0.77
Rubbish Removal	-	-	-	-	-	-	-	-
Total Waste Expenses	1,313	1.15	1,000	0.89	5,621	0.40	10,644	0.77
Other Expenses:								
Medical records	-	-	-	-	-	-	6,612	0.48
Laboratory Services	6,229	5.44	5,816	5.20	71,762	5.04	65,275	4.70
Telephone	1,000	0.87	2,758	2.47	39,012	2.74	28,488	2.05
Delivery & Postage	435	0.38	670	0.60	6,411	0.45	431	0.03
Office Supplies	1,261	1.10	751	0.67	6,160	0.43	1,845	0.13
Office Expenses	4,973	4.35	6,271	5.61	39,997	2.81	18,609	1.34
Housekeeping Supplies	1,205	1.05	532	0.48	6,309	0.44	8,344	0.60
Payroll & Bank Fees	724	0.63	428	0.38	11,448	0.80	14	0.00

Bronx River Nephro-Care, Inc.
P&L Management Report - BRNC at the Plaza
December 31, 2018

	<u>NOV</u>	<u>Per tx</u>	<u>DEC</u>	<u>Per tx</u>	<u>YTD</u>	<u>Per tx</u>	<u>2017</u>	<u>Per tx</u>
Professional Fees	7,181	6.28	7,208	6.45	56,291	3.96	38,284	2.76
Legal Fees	2,906	2.54	-	-	34,574	2.43	-	-
Dues & Subscriptions	-	-	-	-	-	-	-	-
Management Fees	15,000	13.11	15,000	13.42	180,000	12.65	127,920	9.21
Staff Education & Travel	149	0.13	-	-	629	0.04	-	-
Travel	-	-	-	-	-	-	90	0.01
Meals & Entertainment	-	-	7,875	7.04	9,020	0.63	2,561	0.18
Patient expenses	327	0.29	-	-	327	0.02	236	0.02
Insurance - General	-	-	-	-	-	-	-	-
Insurance - Prof. Liability	1,309	1.14	1,309	1.17	15,286	1.07	10,985	0.79
Bad Debt Expense	3,500	3.06	4,000	3.58	42,552	2.99	28,808	2.07
Total Other Expenses	46,198	40.38	52,617	47.06	519,777	36.53	338,502	24.36
Total Operating Expenses	320,034	279.75	296,590	265.29	3,620,258	254.46	3,130,747	225.35
EBITDA	23,377	20.43	35,251	31.53	490,882	34.50	567,169	40.82
Officers Compensation	-	-	-	-	-	-	-	-
Interest Income	81	0.07	56	0.05	4,084	0.29	584	0.04
Other Income	-	-	(20)	(0.02)	(20)	(0.00)	-	-
Interest Expense	-	-	-	-	-	-	-	-
Depreciation & Amortization	7,654	6.69	7,597	6.79	90,235	6.34	92,228	6.64
Income Tax Expense	-	-	(3,262)	(2.92)	(2,512)	(0.18)	-	-
Net Income (Loss)	15,804	13.81	30,952	27.69	407,223	28.62	475,524	34.23

Bronx River Nephro-Care, Inc.
P&L Management Report - Bronx River
December 31, 2018

Project# 191284
BFA Attachment-C cont

	<u>NOV</u>	<u>Per tx</u>	<u>DEC</u>	<u>Per tx</u>	<u>YTD</u>	<u>Per tx</u>	<u>2017</u>	<u>Per tx</u>
Travel	-	#DIV/0!	-	#DIV/0!	-	#DIV/0!	-	-
Meals & Entertainment	-	#DIV/0!	-	#DIV/0!	-	#DIV/0!	4,065	0.25
Patient expenses	-	#DIV/0!	-	#DIV/0!	-	#DIV/0!	717	0.04
Insurance - General	-	#DIV/0!	-	#DIV/0!	-	#DIV/0!	1,377	0.08
Insurance - Prof. Liability	-	#DIV/0!	-	#DIV/0!	1,785	#DIV/0!	41,604	2.51
Bad Debt Expense	-	#DIV/0!	-	#DIV/0!	-	#DIV/0!	27,290	1.65
Total Other Expenses	-	#DIV/0!	-	#DIV/0!	29,882	#DIV/0!	514,736	31.08
Total Operating Expenses	-	#DIV/0!	-	#DIV/0!	26,073	#DIV/0!	3,786,666	228.64
EBITDA	30,140	#DIV/0!	21,004	#DIV/0!	217,808	#DIV/0!	924,720	55.83
Officers Compensation	-	#DIV/0!	-	#DIV/0!	-	#DIV/0!	1,680,000	101.44
Interest Income	-	#DIV/0!	-	#DIV/0!	122	#DIV/0!	3,703	0.22
Other Income	-	#DIV/0!	-	#DIV/0!	-	#DIV/0!	-	-
Interest Expense	-	#DIV/0!	-	#DIV/0!	210	#DIV/0!	2,146	0.13
Depreciation & Amortization	-	#DIV/0!	-	#DIV/0!	-	#DIV/0!	102,395	6.18
Proceeds from Sale	-	#DIV/0!	-	#DIV/0!	-	#DIV/0!	4,700,000	283.78
Cost of Sale	-	#DIV/0!	-	#DIV/0!	552	#DIV/0!	980,368	59.19
Loss on disposal of fixed assets	-	#DIV/0!	-	#DIV/0!	-	#DIV/0!	13,199	0.80
Income Tax Expense	-	#DIV/0!	-	#DIV/0!	750	#DIV/0!	271,952	16.42
Net Income (Loss)	30,140	#DIV/0!	21,004	#DIV/0!	216,417	#DIV/0!	2,578,363	155.68

Bronx River Nephro-Care, Inc.
P&L Management Report - All Units
December 31, 2018

	NOV	Per tx	DEC	Per tx	YTD	Per tx	2017	Per tx
Patient expenses	327	0.29	-	-	327	0.02	953	0.03
Insurance - General	-	-	-	-	-	-	1,377	0.05
Insurance - Prof. Liability	1,309	1.14	1,309	1.17	17,071	1.20	52,589	1.73
Bad Debt Expense	3,500	3.06	4,000	3.58	42,552	2.99	56,098	1.84
Total Other Expenses	46,198	40.38	52,617	47.06	549,658	38.63	853,238	28.02
Total Operating Expenses	320,034	279.75	296,590	265.29	3,646,332	256.30	6,917,413	227.14
EBITDA	53,517	46.78	56,255	50.32	708,690	49.81	1,491,888	48.99
Officers Compensation	-	-	-	-	-	-	1,680,000	55.16
Interest Income	81	0.07	56	0.05	4,205	0.30	4,287	0.14
Other Income	-	-	(20)	(0.02)	(20)	(0.00)	-	-
Interest Expense	-	-	-	-	210	0.01	2,146	0.07
Depreciation & Amortization	7,654	6.69	7,597	6.79	90,235	6.34	194,623	6.39
Proceeds from Sale	-	-	-	-	-	-	4,700,000	154.33
Cost of Sale	-	-	-	-	552	0.04	980,368	32.19
Loss on disposal of fixed assets	-	-	-	-	-	-	13,199	0.43
Income Tax Expense	-	-	(3,262)	(2.92)	(1,762)	(0.12)	271,952	8.93
Net Income (Loss)	45,944	40.16	51,956	46.47	623,640	43.83	3,053,887	100.28

BRONX RIVER NEPHRO-CARE, INC.

Balance Sheet

December 31, 2017

Assets

Current assets:

Cash and cash equivalents	\$ 1,015,970
Restricted cash (Note 11)	450,283
Accounts and other receivables, net (Notes 2 and 10)	896,635
Inventory	68,535
Prepaid expenses and other current assets	<u>2,408</u>
Total current assets	2,433,831

Property and equipment, net (Note 3)	205,591
Security deposits	<u>22,000</u>

Total Assets \$ 2,661,422

Liabilities And Stockholders' Equity

Current liabilities:

Accounts payable and accrued expenses (Note 10)	\$ 296,438
Due to third-party payors	922,909
Current portion of capital lease obligation (Note 4)	29,686
Accrued state and local income taxes	<u>232,767</u>

Total liabilities 1,481,800

Stockholders' equity (deficit):

Common stock, no par value, 1,000 shares authorized, issued, and outstanding	1,000
Additional paid-in capital	2,361,160
Accumulated deficit	<u>(1,182,538)</u>
Total stockholders' equity	<u>1,179,622</u>

Total Liabilities And Stockholders' Equity \$ 2,661,422

BRONX RIVER NEPHRO-CARE, INC.

Statement Of Income

For The Year Ended December 31, 2017

Revenues (Note 10)	<u>\$ 8,409,301</u>	<u>100.0</u>
Operating expenses:		
Salaries (Note 5)	4,883,649	58.2
Medical and pharmacy supplies	2,232,000	26.6
Rent and related expenses (Note 9)	381,038	4.5
Administrative service fees	312,000	3.7
New York State taxes - City and State	271,952	3.2
Depreciation	194,622	2.3
Repairs and maintenance	189,334	2.3
Professional fees	150,080	1.8
Medical director fees (Note 5)	87,389	1.0
Office supplies and expenses	64,970	0.8
Bad debt expense	56,098	0.7
Malpractice insurance	52,589	0.6
Telephone	42,069	0.5
Medical waste and rubbish removal	28,354	0.3
Utilities	26,238	0.3
Consulting and lab fees	19,380	0.2
Housekeeping supplies and linens	19,279	0.2
Property and liability insurance	19,051	0.2
Rubbish removal	10,732	0.1
Laboratory fees and services	8,595	0.1
Travel and entertainment	6,716	0.1
Delivery and postage	6,635	0.1
Interest	2,146	-
Staff education and travel	<u>1,216</u>	<u>-</u>
Total operating expenses	<u>9,066,132</u>	<u>107.8</u>
Operating loss	(656,831)	(7.8)
Other income, net (Note 11)	<u>3,710,720</u>	<u>44.1</u>
Net Income	<u>\$ 3,053,889</u>	<u>36.3</u>

BRONX RIVER NEPHRO-CARE, INC.

Statement Of Changes In Retained Earnings

For The Year Ended December 31, 2017

Accumulated deficit - beginning	\$ (1,801,170)
Stockholders' distributions	(2,435,257)
Net income	<u>3,053,889</u>
Accumulated Deficit - Ending	<u>\$ (1,182,538)</u>

BRONX RIVER NEPHRO-CARE, INC.

Statement Of Cash Flows

For The Year Ended December 31, 2017

Operating activities:

Net income	\$ 3,053,889
Adjustments to reconcile net income to net cash flows from (for) operating activities:	
Depreciation	194,622
Gain on sale of assets	(3,884,209)
Provision for losses on accounts receivable	12,263
Changes in operating assets and liabilities:	
Accounts and other receivables	571,975
Inventory, and prepaid expenses and other current assets	113,630
Accounts payable and accrued expenses	(66,221)
Due to third-party payors	<u>(2,481)</u>
 Net cash flows for operating activities	 <u>(6,532)</u>

Investing activities:

Proceeds from asset purchase sale, net	<u>3,637,488</u>
 Net cash flows from investing activities	 <u>3,637,488</u>

Financing activities:

Repayments on capital lease obligation	(64,898)
Repayments on subordinated stockholder loans	(1,202,231)
Distributions to stockholders, net	<u>(2,335,257)</u>
 Net cash flows for financing activities	 <u>(3,602,386)</u>

Net increase in cash and cash equivalents	28,570
Cash and cash equivalents - beginning	<u>987,400</u>
 Cash And Cash Equivalents - Ending	 <u>\$ 1,015,970</u>

BRONX RIVER NEPHRO-CARE, INC.

Statement Of Cash Flows

For The Year Ended December 31, 2017

Supplemental disclosures of cash flows information:

Interest Paid \$ 2,146

Income Taxes Paid \$ 279,927

**Supplemental schedules of noncash investing and
financing activities:**

Stockholders' distributions \$ 2,435,257

Less: amount included in accounts payable and accrued expenses 100,000

Distributions To Stockholders, Net **\$ 2,335,257**

Gross proceeds from asset purchase sale \$ 4,700,000

Less: expenses from asset purchase sale 612,512

Less: amount transferred to escrow deposit (restricted cash) 450,000

Proceeds From Asset Purchase Sale, Net **\$ 3,637,488**

BRONX RIVER NEPHRO-CARE, INC
BALANCE SHEET
April 30, 2019

ASSETS

Current assets:

Cash	\$	139,361
Accounts receivable, net of allowance		682,231
Medical and pharmacy supplies		90,050
Prepaid expenses		19,631
Escrow		459,378
Other receivables		<u>113,378</u>
Total current assets		<u>1,504,030</u>

Fixed assets, at cost net of depreciation

Leasehold improvements		83,320
Heavy Equipment		0
Light Equipment		2,534
Furniture and Fixtures		<u>3,495</u>
Net Fixed assets,		<u>89,348</u>

Security Deposits

Total assets	\$	<u>1,593,378</u>
--------------	----	------------------

LIABILITIES AND STOCKHOLDERS' EQUITY

Liabilities:

Accounts payable and accrued expenses	\$	203,142
NYS taxes payable		(750)
NYC taxes payable		(29,983)
Other liabilities		<u>529,849</u>
Total current liabilities		<u>702,259</u>
Total liabilities		<u>702,259</u>

Stockholders' Equity:

Common Stock		1,000
Contributed capital		2,361,160
Drawings - current		(240,000)
Retained earnings		<u>(1,231,041)</u>
Total stockholders' equity		<u>891,119</u>
Total Liabilities and Stockholders' Equity	\$	<u>1,593,378</u>

Bronx River Nephro-Care, Inc.
P&L Management Report - BRNC at the Plaza
April 30, 2019

	<u>March</u>	<u>Per tx</u>	<u>April</u>	<u>Per tx</u>	<u>YTD</u>	<u>Per tx</u>	<u>2018</u>	<u>Per tx</u>
Hemo Treatments	<u>1,036</u>		<u>1,039</u>		<u>4,123</u>		<u>14,227</u>	
Revenue at Medicare rates	313,393	302.50	313,410	301.65	1,257,498	305.00	4,242,508	298.20
Commercial Insurance Adjustment	(8,067)	(7.79)	(3,115)	(3.00)	(15,138)	(3.67)	43,710	3.07
Medicare Sequestration Reduction	(3,612)	(3.49)	(3,387)	(3.26)	(14,291)	(3.47)	(45,964)	(3.23)
Medicaid Reduction	(6,986)	(6.74)	(13,297)	(12.80)	(44,712)	(10.84)	(129,114)	(9.08)
Total Revenue	<u>294,728</u>	<u>284.49</u>	<u>293,610</u>	<u>282.59</u>	<u>1,183,356</u>	<u>287.01</u>	<u>4,111,140</u>	<u>288.97</u>
Operating Expenses								
Salaries & Benefits								
RN	41,959	40.50	39,152	37.68	168,719	40.92	558,158	39.23
LPN	-	-	-	-	-	-	-	-
NCC	9,494	9.16	9,670	9.31	37,932	9.20	110,987	7.80
PCT	23,483	22.67	22,601	21.75	95,475	23.16	334,260	23.49
Dialysis Aide	-	-	-	-	-	-	-	-
Subtotal - Direct Care	<u>74,937</u>	<u>72.33</u>	<u>71,423</u>	<u>68.74</u>	<u>302,126</u>	<u>73.28</u>	<u>1,003,406</u>	<u>70.53</u>
Salaries - Chief Tech	-	-	-	-	-	-	-	-
Salaries - Biomed	-	-	-	-	-	-	-	-
Subtotal - Machine Techs	<u>-</u>	<u>-</u>	<u>-</u>	<u>-</u>	<u>-</u>	<u>-</u>	<u>-</u>	<u>-</u>
Social Worker	6,224	6.01	6,084	5.86	24,428	5.92	77,885	5.47
Nutritionist	4,640	4.48	4,087	3.93	17,773	4.31	55,365	3.89
Subtotal-SW & Nutritionist	<u>10,865</u>	<u>10.49</u>	<u>10,171</u>	<u>9.79</u>	<u>42,201</u>	<u>10.24</u>	<u>133,250</u>	<u>9.37</u>
Salaries - Administrative	11,498	11.10	11,490	11.06	45,820	11.11	149,687	10.52

Bronx River Nephro-Care, Inc.
P&L Management Report - BRNC at the Plaza
April 30, 2019

	<u>March</u>	<u>Per tx</u>	<u>April</u>	<u>Per tx</u>	<u>YTD</u>	<u>Per tx</u>	<u>2018</u>	<u>Per tx</u>
Salaries - Ward Clerk	2,686	2.59	2,604	2.51	10,939	2.65	39,181	2.75
Subtotals - Administration	14,184	13.69	14,093	13.56	56,759	13.77	188,868	13.28
Salaries - Maintenance	5,469	5.28	4,948	4.76	21,154	5.13	63,127	4.44
Subtotal - Maintenance	5,469	5.28	4,948	4.76	21,154	5.13	63,127	4.44
Total Salaries	105,454	101.79	100,635	96.86	422,239	102.41	1,388,651	97.61
Benefits								
Payroll Taxes	14,065	13.58	13,139	12.65	59,639	14.46	181,182	12.74
Health Insurance	10,373	10.01	13,015	12.53	44,677	10.84	112,149	7.88
Workers Comp	-	-	-	-	-	-	-	-
Other Benefits	-	-	-	-	-	-	-	-
Accrued Compensated Absences	-	-	-	-	-	-	2,694	0.19
Total Benefits	24,437	23.59	26,154	25.17	104,315	25.30	296,025	20.81
Total Salaries & Benefits	129,891	125.38	126,789	122.03	526,554	127.71	1,684,676	118.41
Contract Labor	3,308	3.19	3,285	3.16	11,724	2.84	37,698	2.65
Medical Director Fees	2,917	2.82	2,917	2.81	11,667	2.83	35,000	2.46
Pharmacy Supplies								
Epogen	2,463	2.38	1,690	1.63	11,435	2.77	255,528	17.96
Amgen Rebate	-	-	-	-	-	-	-	-
Aranesp	33,385	32.23	50,289	48.40	134,271	32.57	332,491	23.37
Aranesp Rebates	-	-	-	-	-	-	-	-

Bronx River Nephro-Care, Inc.
P&L Management Report - BRNC at the Plaza
April 30, 2019

	<u>March</u>	<u>Per tx</u>	<u>April</u>	<u>Per tx</u>	<u>YTD</u>	<u>Per tx</u>	<u>2018</u>	<u>Per tx</u>
Iron	639	0.62	1,680	1.62	9,328	2.26	37,634	2.65
Zemplar	-	-	-	-	-	-	-	-
Hectorol	1,506	1.45	1,748	1.68	6,226	1.51	22,151	1.56
Parsabiv	18,853	18.20	16,674	16.05	64,317	15.60	221,239	15.55
Sensipar	-	-	-	-	-	-	9,742	0.68
Other Pharmacy Expense	2,191	2.11	1,942	1.87	9,189	2.23	25,813	1.81
Total Pharmacy Supplies	59,037	56.99	74,024	71.25	234,766	56.94	904,598	63.58
Medical Supplies								
Dialyzers	10,893	10.51	9,695	9.33	40,705	9.87	136,365	9.58
Blood Tubing	2,115	2.04	1,470	1.41	9,268	2.25	38,725	2.72
BiCarb/Acid	3,805	3.67	1,839	1.77	12,248	2.97	43,621	3.07
IV Solutions	1,478	1.43	2,084	2.01	8,114	1.97	32,756	2.30
Needles & Syringes	934	0.90	1,528	1.47	5,208	1.26	13,425	0.94
Heparin	345	0.33	100	0.10	557	0.14	1,277	0.09
Kits	-	-	-	-	-	-	-	-
Gloves	408	0.39	578	0.56	3,528	0.86	11,361	0.80
Other Hemo	2,985	2.88	5,219	5.02	21,041	5.10	77,372	5.44
Medical Supplies rebates	-	-	-	-	-	-	-	-
Freight	-	-	-	-	-	-	900	0.06
Total Medical Supplies	22,963	22.16	22,514	21.67	100,669	24.42	355,803	25.01
Occupancy								
Rent	1,525	1.47	1,525	1.47	6,100	1.48	18,300	1.29
Utilities	-	-	-	-	-	-	-	-
Water & Sewer	-	-	-	-	-	-	-	-
Property Tax	-	-	-	-	-	-	-	-

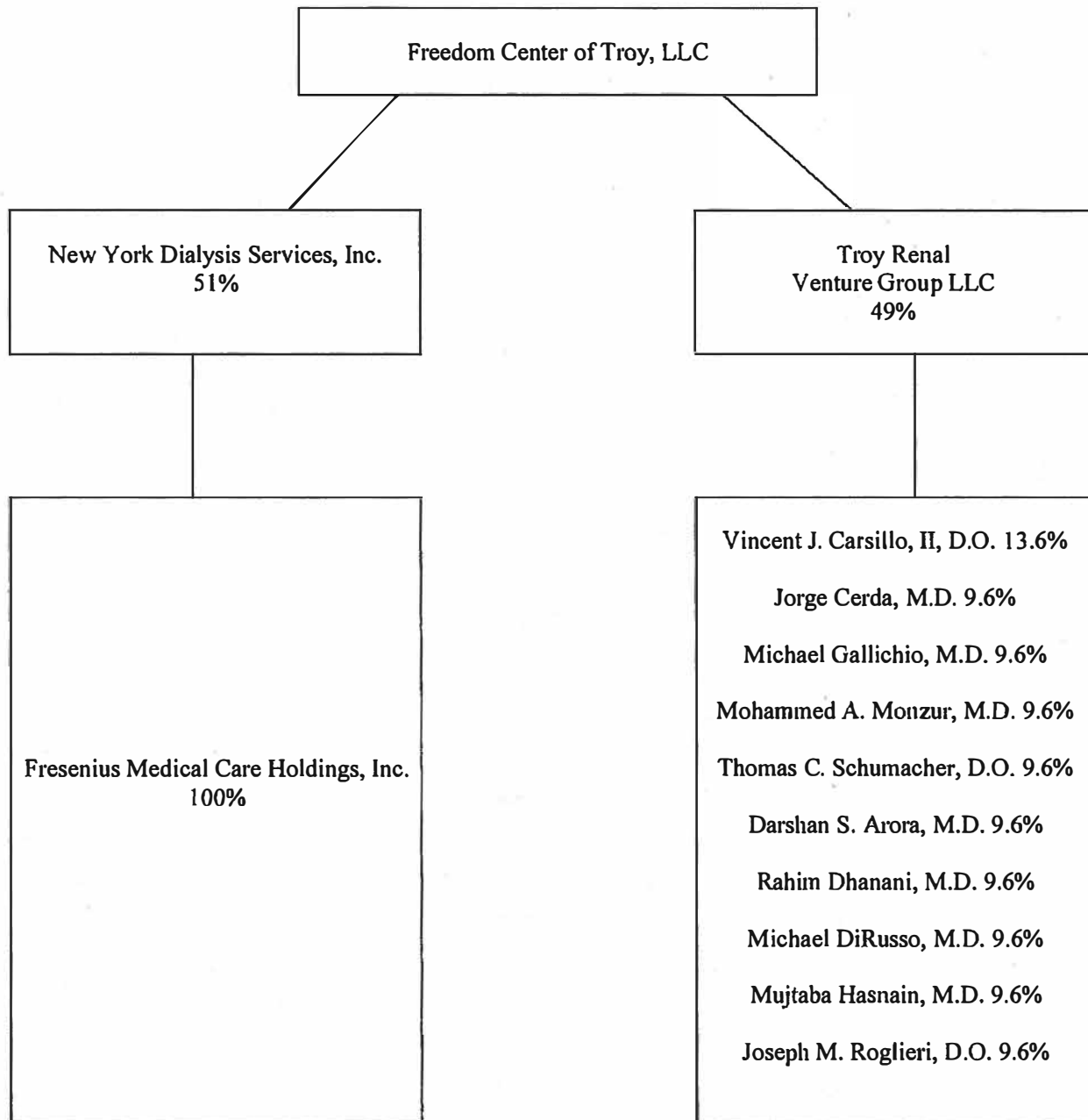
Bronx River Nephro-Care, Inc.
P&L Management Report - BRNC at the Plaza
April 30, 2019

	March	Per tx	April	Per tx	YTD	Per tx	2018	Per tx
Property Insurance	918	0.89	918	0.88	3,630	0.88	10,080	0.71
Repairs & Maintenance	1,742	1.68	-	-	1,742	0.42	6,090	0.43
Parking	-	-	-	-	-	-	-	-
Security	-	-	-	-	-	-	-	-
Exterminating	-	-	-	-	-	-	-	-
Housekeeping Services	-	-	-	-	-	-	-	-
Total Occupancy	4,185	4.04	2,443	2.35	11,472	2.78	34,470	2.42
Equipment Expenses								
Equipment Rental	-	-	-	-	-	-	-	-
Equipment Svc Agreements	1,034	1.00	2,384	2.29	7,122	1.73	18,639	1.31
Repairs & Maintenance	1,417	1.37	-	-	3,978	0.96	23,977	1.69
Equipment Rebates	-	-	-	-	-	-	-	-
Bio-Med Services	-	-	-	-	-	-	-	-
Total Equipment Expenses	2,451	2.37	2,384	2.29	11,100	2.69	42,616	3.00
Waste Expenses								
Medical Waste	995	0.96	808	0.78	3,501	0.85	5,621	0.40
Rubbish Removal	-	-	-	-	-	-	-	-
Total Waste Expenses	995	0.96	808	0.78	3,501	0.85	5,621	0.40
Other Expenses:								
Medical records	-	-	-	-	-	-	-	-
Laboratory Services	5,597	5.40	5,245	5.05	29,265	7.10	71,762	5.04
Telephone	4,219	4.07	1,125	1.08	11,119	2.70	39,012	2.74
Delivery & Postage	658	0.64	867	0.83	2,770	0.67	6,411	0.45

Bronx River Nephro-Care, Inc.
P&L Management Report - BRNC at the Plaza
April 30, 2019

	March	Per tx	April	Per tx	YTD	Per tx	2018	Per tx
Office Supplies	792	0.76	80	0.08	3,232	0.78	6,160	0.43
Office Expenses	3,263	3.15	1,446	1.39	9,083	2.20	39,997	2.81
Housekeeping Supplies	-	-	-	-	818	0.20	6,309	0.44
Payroll & Bank Fees	790	0.76	1,464	1.41	5,283	1.28	11,448	0.80
Professional Fees	2,500	2.41	2,742	2.64	15,792	3.83	56,291	3.96
Legal Fees	-	-	2,536	2.44	7,329	1.78	34,574	2.43
Dues & Subscriptions	-	-	-	-	-	-	-	-
Management Fees	15,000	14.48	15,000	14.44	60,000	14.55	180,000	12.65
Staff Education & Travel	-	-	-	-	350	0.08	629	0.04
Travel	-	-	-	-	-	-	-	-
Meals & Entertainment	-	-	-	-	92	0.02	9,020	0.63
Patient expenses	-	-	-	-	-	-	327	0.02
Insurance - General	-	-	-	-	-	-	-	-
Insurance - Prof. Liability	1,263	1.22	1,263	1.22	5,099	1.24	15,286	1.07
Bad Debt Expense	5,000	4.83	5,000	4.81	20,000	4.85	42,552	2.99
Total Other Expenses	39,082	37.72	36,767	35.39	170,232	41.29	519,777	36.53
Total Operating Expenses	264,829	255.63	271,930	261.72	1,081,685	262.35	3,620,258	254.46
EBITDA	29,899	28.86	21,680	20.87	101,671	24.66	490,882	34.50
Officers Compensation	-	-	-	-	-	-	-	-
Interest Income	15	0.01	5,783	5.57	5,824	1.41	4,084	0.29
Other Income	-	-	-	-	-	-	(20)	(0.00)
Interest Expense	-	-	-	-	-	-	-	-
Depreciation & Amortization	7,479	7.22	7,479	7.20	29,917	7.26	90,235	6.34
Income Tax Expense	682	0.66	-	-	29,663	7.19	(2,512)	(0.18)
Net Income (Loss)	21,753	21.00	19,984	19.23	47,916	11.62	407,223	28.62

Organizational Chart for Freedom Center of Troy, LLC



Troy Balance Sheet on Opening Day

Account	June
TOTAL - CASH	9,017
TEMPORARY INVESTMENTS	2,750
NET ACCOUNTS RECEIVABLE	305,571
TOTAL INVENTORY OF MED SUPPLIES	44,333
OTHER CURRENT ASSETS	13,720
TOTAL CURRENT ASSETS	375,392
TOTAL NET PPE	1,941,171
TOTAL NET RIGHT OF USE	2,443,442
INTANGIBLE ASSETS	38,220
TOTAL ASSETS	4,798,225
TOTAL CURRENT LIABILITIES	(624,912)
LONG-TERM DEBT	(1,610,277)
LONG-TERM LIABILITIES	(2,300,143)
TOTAL LIABILITIES	(4,961,127)
TOTAL STOCKHOLDERS EQUITY	(262,893)
TOTAL LIABILITY & STOCKHOLDER'S EQUITY	(4,798,225)
Balance Sheet Report	0

Troy Balance Sheet as of 4/30/2019	
Account	April
TOTAL - CASH	1,000
TEMPORARY INVESTMENTS	5,750
OTHER CURRENT ASSETS	424,662
TOTAL CURRENT ASSETS	431,412
INTERCOMPANY ACCOUNTS	(151,352)
I/C - JV CONTRA	151,352
TOTAL INTERCOMPANY	0
PROPERTY, PLANT & EQUIPMENT	2,140,144
ACCUMULATED DEPRECIATION	(130,113)
TOTAL NET PPE	2,010,031
TOTAL ASSETS	2,441,443
TOTAL CURRENT LIABILITIES	(38,745)
LONG-TERM DEBT	(1,559,294)
TOTAL LIABILITIES	(1,598,039)
TOTAL - EQUITY DISTRIBUTION	(1,100,830)
TOTAL - RETAINED EARNINGS	257,427
TOTAL STOCKHOLDERS EQUITY	(843,404)
TOTAL LIABILITY & STOCKHOLDER'S EQ	(2,441,443)
Balance Sheet Report	0

Profit & Loss Statement

IFRS Format1

Troy Dialysis

82310000

IC TREATMENTS
HOME TREATMENTS
TOTAL CHRONIC TREATMENTS
ACUTE TREATMENTS
TOTAL TREATMENTS

TOTAL PATIENTS

REVENUE BEFORE BAD DEBT

\$/tmt

REVENUE BEFORE BAD DEBT (EXCL. SENSIPAR)

\$/tmt

IFRS CONTRA REV BAD DEBT

\$/tmt

IFRS CONTRA REV BAD DEBT (EXCL. SENSIPAR)

\$/tmt

TOTAL NET REVENUE

\$/tmt

TOTAL NET REVENUE (EXCL. SENSIPAR)

\$/tmt

PERSONNEL COSTS

\$/tmt

MED SUPPLIES

\$/tmt

ANCILLARY

\$/tmt

ANCILLARY (EXCL. SENSIPAR)

\$/tmt

OTHER MEDICAL

\$/tmt

HOUSEKEEPING

\$/tmt

	MTD				YTD Apr-19 Actuals
	Jan-19 Actuals	Feb-19 Actuals	Mar-19 Actuals	Apr-19 Actuals	
	190	198	221	231	840
	31	73	77	90	271
	221	271	298	321	1,111
	-	-	-	-	-
	221	271	298	321	1,111
	21	24	26	27	27
	99,990	119,196	141,134	151,081	511,400
	452.44	439.84	473.60	470.66	460.31
	99,346	118,404	139,662	148,746	506,158
	449.53	436.91	468.66	463.38	455.59
	-	-	-	(17,071)	(17,071)
	-	-	-	(53.18)	(15.37)
	45	55	103	(16,908)	(16,705)
	0.20	0.20	0.35	(52.67)	(15.04)
	99,990	119,196	141,134	134,009	494,328
	452.44	439.84	473.60	417.47	444.94
	99,391	118,459	139,765	131,838	489,454
	449.74	437.12	469.01	410.71	440.55
	52,444	51,184	65,344	53,194	222,167
	237.30	188.87	219.28	165.71	199.97
	22,331	10,528	11,030	11,749	55,638
	101.04	38.85	37.01	36.60	50.08
	17,578	8,907	16,771	13,647	56,902
	79.54	32.87	56.28	42.51	51.22
	17,578	8,287	14,959	12,343	53,167
	79.54	30.58	50.20	38.45	47.86
	3,940	3,601	4,529	3,893	15,963
	17.83	13.29	15.20	12.13	14.37
	8,054	5,545	3,402	4,644	21,646
	36.45	20.46	11.42	14.47	19.48

Profit & Loss Statement

IFRS Format1

Troy Dialysis

82310000

ADMIN INC.

\$/tmt

ADMIN EXP.

\$/tmt

DEPRECIATION

\$/tmt

PROPERTY

\$/tmt

PHY COMP

\$/tmt

PATIENT CARE EXP.

\$/tmt

BAD DEBT EXPENSE

\$/tmt

AREA RESULT

\$/tmt

7800770 REGION EXPENSE

\$/tmt

REGION RESULT

\$/tmt

TOTAL BU EXPENSE

\$/tmt

TOTAL OPERATING EXPENSES

\$/tmt

TOTAL OPERATING EXPENSES (EXCL. SENSIPAR)

\$/tmt

	MTD				YTD
	Jan-19 Actuals	Feb-19 Actuals	Mar-19 Actuals	Apr-19 Actuals	Apr-19 Actuals
	(920)	(951)	(976)	(982)	(3,829)
	(4.16)	(3.51)	(3.28)	(3.06)	(3.45)
	11,328	7,994	6,522	7,217	33,061
	51.26	29.50	21.89	22.48	29.76
	16,199	17,387	16,793	16,793	67,172
	73.30	64.16	56.35	52.31	60.46
	1,995	1,995	1,995	1,995	7,980
	9.03	7.36	6.69	6.21	7.18
	8,333	8,333	8,333	8,333	33,333
	37.71	30.75	27.96	25.96	30.00
	143,122	116,424	135,696	122,447	517,689
	647.61	429.61	455.36	381.46	465.97
	-	-	-	-	-
	-	-	-	-	-
	(43,132)	2,772	5,438	11,562	(23,361)
	(195.17)	10.23	18.25	36.02	(21.03)
	10	-	-	-	10
	0.05	-	-	-	0.01
	(43,143)	2,772	5,438	11,562	(23,372)
	(195.22)	10.23	18.25	36.02	(21.04)
	22	6	134	(154)	7
	0.10	0.02	0.45	(0.48)	0.01
	143,154	116,430	135,830	122,293	517,707
	647.76	429.63	455.80	380.98	465.98
	143,154	115,811	134,018	120,990	513,973
	647.76	427.35	449.72	376.91	462.62

Profit & Loss Statement

IFRS Format1

Troy Dialysis

82310000

EBIT

\$/tmt

EBIT (EXCL. SENSIPAR)

\$/tmt

MINORITY INTEREST

\$/tmt

DELIVERED EBIT

\$/tmt

TOTAL INTEREST EXPENSE

\$/tmt

TOTAL INCOME TAX EXPENSE

\$/tmt

NET INCOME

\$/tmt

DIALYSIS DAYS

ACUTE MIX %

HOME PENETRATION

TOTAL IFRS BAD DEBT %

EBIT MARGIN %

DELIVERED EBIT MARGIN %

TOTAL COMMERCIAL TREATMENTS

TOTAL COMMERCIAL REVENUE

TOTAL COMMERCIAL RATE

TOTAL COMMERCIAL MIX

TOTAL MEDICARE TREATMENTS

TOTAL MEDICARE REVENUE

TOTAL MEDICARE RATE

TOTAL MEDICARE MIX

TOTAL MEDICARE ADV TREATMENTS

TOTAL MEDICARE ADV REVENUE

TOTAL MEDICARE ADV RATE

TOTAL MEDICARE ADV MIX

	MTD				YTD
	Jan-19	Feb-19	Mar-19	Apr-19	Apr-19
	Actuals	Actuals	Actuals	Actuals	Actuals
EBIT	(43,164)	2,765	5,304	11,716	(23,379)
\$/tmt	(195.31)	10.20	17.80	36.50	(21.04)
EBIT (EXCL. SENSIPAR)	(43,763)	2,648	5,747	10,848	(24,519)
\$/tmt	(198.02)	9.77	19.29	33.79	(22.07)
MINORITY INTEREST	-	-	-	-	-
\$/tmt	-	-	-	-	-
DELIVERED EBIT	(43,164)	2,765	5,304	11,716	(23,379)
\$/tmt	(195.31)	10.20	17.80	36.50	(21.04)
TOTAL INTEREST EXPENSE	16,047	16,480	18,508	19,210	70,245
\$/tmt	72.61	60.81	62.11	59.84	63.23
TOTAL INCOME TAX EXPENSE	-	-	-	-	-
\$/tmt	-	-	-	-	-
NET INCOME	(59,212)	(13,715)	(13,204)	(7,494)	(93,624)
\$/tmt	(267.93)	(50.61)	(44.31)	(23.35)	(84.27)
DIALYSIS DAYS	26	24	26	26	102
ACUTE MIX %	0.0%	0.0%	0.0%	0.0%	0.0%
HOME PENETRATION	14.0%	26.9%	25.8%	28.0%	24.4%
TOTAL IFRS BAD DEBT %	0.0%	0.0%	0.0%	11.3%	3.3%
EBIT MARGIN %	-43.2%	2.3%	3.8%	8.7%	-4.7%
DELIVERED EBIT MARGIN %	-43.2%	2.3%	3.8%	8.7%	-4.7%
TOTAL COMMERCIAL TREATMENTS	45	63	83	80	271
TOTAL COMMERCIAL REVENUE	35,617	41,449	79,824	82,412	239,302
TOTAL COMMERCIAL RATE	786.42	657.93	958.38	1,031.82	881.57
TOTAL COMMERCIAL MIX	20.5%	23.2%	27.9%	24.9%	24.4%
TOTAL MEDICARE TREATMENTS	135	136	136	159	566
TOTAL MEDICARE REVENUE	34,437	35,179	34,746	41,828	146,191
TOTAL MEDICARE RATE	255.09	259.22	255.22	263.30	258.42
TOTAL MEDICARE MIX	61.1%	50.1%	45.7%	49.5%	50.9%
TOTAL MEDICARE ADV TREATMENTS	39	49	64	82	234
TOTAL MEDICARE ADV REVENUE	18,304	23,686	28,477	34,781	105,248
TOTAL MEDICARE ADV RATE	469.33	483.39	444.95	426.40	450.60
TOTAL MEDICARE ADV MIX	17.6%	18.1%	21.5%	25.4%	21.0%

Profit & Loss Statement

IFRS Format1

Troy Dialysis

82310000

	MTD				YTD
	Jan-19 Actuals	Feb-19 Actuals	Mar-19 Actuals	Apr-19 Actuals	Apr-19 Actuals
TOTAL MEDICAID TREATMENTS	-	-	-	-	-
TOTAL MEDICAID REVENUE	-	-	-	-	-
TOTAL MEDICAID RATE	#DIV/0!	#DIV/0!	#DIV/0!	#DIV/0!	-
TOTAL MEDICAID MIX	0.0%	0.0%	0.0%	0.0%	0.0%
TOTAL MEDICAID RISK TREATMENTS	3	12	13	-	28
TOTAL MEDICAID RISK REVENUE	1,692	6,768	7,332	-	15,792
TOTAL MEDICAID RISK RATE	564.00	564.00	564.00	#DIV/0!	564.00
TOTAL MEDICAID RISK MIX	1.4%	4.4%	4.4%	0.0%	2.5%
TOTAL SELF PAY TREATMENTS	-	-	-	-	-
TOTAL SELF PAY REVENUE	-	-	-	-	-
TOTAL SELF PAY RATE	#DIV/0!	#DIV/0!	#DIV/0!	#DIV/0!	-
TOTAL SELF PAY MIX	0.0%	0.0%	0.0%	0.0%	0.0%
TOTAL MISCELLANEOUS TREATMENTS	-	-	-	-	-
TOTAL MISCELLANEOUS REVENUE	-	-	-	-	-
TOTAL MISCELLANEOUS RATE	#DIV/0!	#DIV/0!	#DIV/0!	#DIV/0!	-
TOTAL MISCELLANEOUS MIX	0.0%	0.0%	0.0%	0.0%	0.0%
TOTAL OTHER TREATMENTS	(1)	11	2	1	12
TOTAL OTHER REVENUE	9,940	12,113	(9,245)	(7,940)	4,868
TOTAL OTHER RATE	(7,705.19)	1,072.94	(5,888.43)	(11,343.23)	396.74
TOTAL ACUTE TREATMENTS	-	-	-	-	-
TOTAL ACUTE REVENUE	-	-	-	-	-
TOTAL ACUTE RATE	#DIV/0!	#DIV/0!	#DIV/0!	#DIV/0!	-

* Actuals are from the General Ledger (Bex) which includes out of period adjustments

New York Dialysis Services, Inc.
Financial Summary

FISCAL PERIOD ENDED	<u>12/31/2018</u>	<u>12/31/2017</u>	<u>12/31/2016</u>
ASSETS - CURRENT	\$51,213,498	\$53,969,338	\$34,410,353
ASSETS - FIXED AND OTHER	116,598,591	115,827,913	84,267,358
LIABILITIES - CURRENT	4,452,961	2,978,479	2,636,482
LIABILITIES - LONG-TERM	<u>168,910,507</u>	<u>180,547,900</u>	<u>139,399,936</u>
EQUITY	(\$5,551,379)	(\$13,729,128)	(\$23,358,707)
<hr/>			
INCOME	\$254,116,554	\$233,931,741	\$215,828,524
EXPENSE	<u>245,938,806</u>	<u>231,271,216</u>	<u>196,604,730</u>
NET INCOME	\$8,177,748	\$2,660,525	\$19,223,794
<hr/>			
Average Working Capital	\$43,175,089		
Average Net Assets	(\$14,213,071)		
Average Net Income (Loss)	\$10,020,689		

NEW YORK DIALYSIS SERVICES, INC.

Balance Sheet

December 31, 2018

Assets	2018
Cash and cash equivalents	\$ 2,240,355
Accounts receivable, less allowance for doubtful accounts of \$8,724,290	38,025,777
Inventories	4,272,317
Due from Related Parties	2,732,463
Cost report receivable from Medicare	—
Other current assets	3,942,585
Total current assets	<u>51,213,498</u>
Property and equipment:	
Buildings and leasehold improvements	76,357,479
Medical equipment	17,997,796
Furniture and nonmedical equipment	6,501,905
Total Property and Equipment	<u>100,857,180</u>
Less accumulated depreciation	(55,290,715)
Total property and equipment, net	<u>45,566,465</u>
Intangible assets, net	2,556,623
Goodwill	38,508,677
Long-Term Prepaid Contracts	373,456
Deferred Tax Asset	29,593,370
Total assets	<u>\$ 167,812,089</u>
Liabilities and Stockholder's Equity	
Accounts payable	\$ 4,452,961
Due to related party	137,797,560
Accrued liabilities	31,112,947
Total liabilities	<u>173,363,468</u>
Stockholder's equity:	
Paid in capital	8,517,274
Accumulated deficit	(15,687,189)
Total New York Dialysis Services, Inc. stockholder's equity	<u>(7,169,915)</u>
Noncontrolling interest	1,618,536
Total stockholder's equity	<u>(5,551,379)</u>
Total liabilities and stockholder's equity	<u>\$ 167,812,089</u>

See accompanying notes to financial statements.

NEW YORK DIALYSIS SERVICES, INC.

Statement of Income
Year ended December 31, 2018

Net revenues:		
Health care services		\$ 271,063,111
Less patient service bad debt provision		<u>(16,946,557)</u>
Net health care services revenue		254,116,554
Expenses:		
Cost of health care services		170,512,803
General and administrative expenses		<u>58,175,965</u>
Total expenses		<u>228,688,768</u>
Net income from operations		25,427,786
Interest expense, net		(100,991)
Income tax benefits		<u>(17,149,047)</u>
Net income		\$ 8,177,749
Net income attributable to noncontrolling interest		<u>392,532</u>
Net income attributable to New York Dialysis Services, Inc.		<u><u>7,785,217</u></u>

DRAFT

NEW YORK DIALYSIS SERVICES, INC.

Statement of Stockholder's Equity

Year ended December 31, 2018

		Paid in capital	Accumulated deficit	Noncontrolling interest	Total stockholder's equity
Balance at December 31, 2017	\$	8,517,274	(23,472,406)	1,226,004	(13,729,128)
Distributions		—	—	—	—
Contribution		—	—	—	—
Reduction		—	—	—	—
Net income		—	7,785,217	392,532	8,177,749
Balance at December 31, 2018	\$	<u>8,517,274</u>	<u>(15,687,189)</u>	<u>1,618,536</u>	<u>(5,551,379)</u>

DRAFT

NEW YORK DIALYSIS SERVICES, INC.

Balance Sheet

Partial Year ended May 31, 2019

Assets	2019
Cash and cash equivalents	\$ 5,055,441
Accounts receivable, less allowance for doubtful accounts of \$11,081,660	37,781,584
Inventories	4,068,775
Due from Related Parties	2,729,988
Cost report receivable from Medicare	—
Other current assets	3,191,427
Total current assets	<u>52,827,215</u>
Property and Equipment	
Buildings and leasehold improvements	79,331,752
Medical equipment	20,757,339
Furniture and nonmedical equipment	8,223,234
Right of Use Assets	109,546,301
Total Property and Equipment	<u>217,858,625</u>
Less accumulated depreciation	<u>(66,323,408)</u>
Total property and equipment, net	151,535,217
Intangible assets, net	2,515,585
Goodwill	38,508,677
Long-Term Prepaid Contracts	229,401
Deferred Tax Asset	29,593,370
Total assets	<u>\$ 275,209,465</u>
Liabilities and Stockholder's Equity	
Accounts payable	\$ 4,222,755
Due to related party	136,512,799
Accrued liabilities	24,708,267
Right of Use Liabilities	115,277,620
Total liabilities	<u>280,721,441</u>
Stockholder's equity:	
Paid in capital	8,517,274
Accumulated deficit	<u>(15,632,793)</u>
Total New York Dialysis Services, Inc. stockholder's equity	(7,115,519)
Noncontrolling interest	1,603,542
Total stockholder's equity	<u>(5,511,977)</u>
Total liabilities and stockholder's equity	<u>\$ 275,209,465</u>

See accompanying notes to financial statements.

NEW YORK DIALYSIS SERVICES, INC.
Statement of Income
Partial Year ended May 31, 2019

Net revenues:		
Health care services	\$	119,862,874
Less patient service bad debt provision		<u>(8,303,769)</u>
Net health care services revenue		111,559,106
Expenses:		
Cost of health care services		72,081,829
General and administrative expenses		<u>29,156,819</u>
Total expenses		<u>101,238,648</u>
Net income from operations		10,320,458
Interest expense, net		(2,116,807)
Income tax benefits		<u>13,500</u>
Net income	\$	<u>8,217,151</u>
Net income attributable to noncontrolling interest		<u>377,538</u>
Net income attributable to New York Dialysis Services, Inc.		<u><u>7,839,613</u></u>

DRAFT

Fresenius Medical Care North America
Financial Summary
In Thousand

FISCAL PERIOD ENDED	<u>12/31/2018</u>	<u>12/31/2017</u>	<u>12/31/2016</u>
ASSETS - CURRENT	\$7,846,886	\$6,374,307	\$6,883,949
ASSETS - FIXED AND OTHER	18,395,382	17,650,821	18,619,591
LIABILITIES - CURRENT	6,268,282	5,299,893	5,298,897
LIABILITIES - LONG-TERM	<u>7,072,028</u>	<u>7,897,049</u>	9,153,511
EQUITY	\$12,901,958	\$10,828,186	\$11,051,132
<hr/>			
INCOME	\$16,546,873	\$17,783,572	\$16,569,715
EXPENSE	<u>13,509,075</u>	<u>15,421,133</u>	<u>14,160,813</u>
NET INCOME	\$3,037,798	\$2,362,439	\$2,408,902
<hr/>			
Average Working Capital	\$1,412,690		
Average Net Assets	\$11,593,759		
Average Net Income (Loss)	\$2,603,046		

CONSOLIDATED FINANCIAL STATEMENTS

FRESENIUS MEDICAL CARE 2018

Consolidated financial statements
Notes to consolidated financial statements
Supervisory Board and Management Board
Reproduction of the independent auditor's report

CONSOLIDATED BALANCE SHEETS

7.5.3 CONSOLIDATED BALANCE SHEETS
IN € THOUS, EXCEPT SHARE DATA

	Note	2018	2017
Assets			
Cash and cash equivalents	6	2,145,632	978,109
Trade accounts and other receivables	7	3,337,706	3,389,326
Accounts receivable from related parties	5	92,662	111,643
Inventories	8	1,466,803	1,290,779
Other current assets	9	804,083	604,450
TOTAL CURRENT ASSETS		7,846,886	6,374,307
Property, plant and equipment	10	3,836,010	3,491,771
Intangible assets	11	681,331	683,058
Goodwill	11	12,209,606	12,103,921
Deferred taxes	4h	345,686	315,168
Investment in equity method investees	26	649,780	647,009
Other non-current assets		672,969	409,981
TOTAL NON-CURRENT ASSETS		18,395,382	17,650,908
TOTAL ASSETS		26,242,268	24,025,215
Liabilities			
Accounts payable		641,271	590,493
Accounts payable to related parties	5	153,781	147,349
Current provisions and other current liabilities	12	2,904,288	2,858,730
Short-term debt	13	1,205,294	760,279
Short-term debt from related parties	13	188,900	9,000
Current portion of long-term debt and capital lease obligations	14	1,106,519	883,535
Income tax payable		68,229	50,507
TOTAL CURRENT LIABILITIES		6,268,282	5,299,893

	Note	2018	2017
Long-term debt and capital lease obligations, less current portion	14	5,045,515	5,794,872
Non-current provisions and other non-current liabilities	15	750,738	1,004,672
Pension liabilities	16	551,930	530,559
Income tax payable		97,324	99,493
Deferred taxes	4h	626,521	467,540
TOTAL NON-CURRENT LIABILITIES		7,072,028	7,897,136
TOTAL LIABILITIES		13,340,310	13,197,029
Shareholders' equity			
Ordinary shares, no par value, €1.00 nominal value, 384,822,972 shares authorized, 307,876,652 issued and 306,878,701 outstanding as of December 31, 2018 and 385,913,972 shares authorized, 308,111,000 issued and 306,451,049 outstanding as of December 31, 2017 respectively	17	307,879	308,111
Treasury stock, at cost	17	(50,993)	(108,931)
Additional paid-in capital	17	3,873,345	3,969,245
Retained earnings	17	8,831,930	7,137,255
Accumulated other comprehensive income (loss)	24	(1,203,750)	(1,485,578)
TOTAL FMC AG & CO. KGAA SHAREHOLDERS' EQUITY		11,758,411	9,820,102
Noncontrolling interests	17	1,143,547	1,008,084
TOTAL EQUITY		12,901,958	10,828,186
TOTAL LIABILITIES AND EQUITY		26,242,268	24,025,215

The following notes are an integral part of the consolidated financial statements.

CONSOLIDATED FINANCIAL STATEMENTS

Consolidated financial statements
Notes to consolidated financial statements
Supervisory Board and Management Board
Reproduction of the independent auditor's report

CONSOLIDATED STATEMENTS OF INCOME

T5.1 CONSOLIDATED STATEMENTS OF INCOME
IN € THOUS, EXCEPT PER SHARE DATA

	Note	2018	2017	2016
Revenue				
Health care services		13,264,289	14,531,636	13,505,363
Health care products		3,282,584	3,251,936	3,064,352
TOTAL	4a, 26	16,546,873	17,783,572	16,569,715
Costs of revenue				
Health care services		9,899,714	10,347,512	9,631,341
Health care products		1,492,416	1,417,806	1,322,428
TOTAL		11,392,130	11,765,318	10,953,769
GROSS PROFIT		5,154,743	6,018,254	5,615,946
Operating (income) expenses				
Selling, general and administrative	4b	2,865,679	3,618,073	3,132,715
(Gain) loss related to divestitures of Care Coordination activities	4c	(809,003)	(25,763)	(13,543)
Research and development	4d	133,615	130,704	146,511
Income from equity method investees	26	(73,346)	(67,199)	(58,639)
OPERATING INCOME		3,037,798	2,362,439	2,408,902

	Note	2018	2017	2016
Other (income) expense				
Interest income	4g	(147,409)	(51,375)	(63,401)
Interest expense	4g	448,471	416,199	426,809
INCOME BEFORE INCOME TAXES		2,736,736	1,997,615	2,045,494
Income tax expense	4 h	511,079	443,081	625,442
NET INCOME		2,225,657	1,554,534	1,420,052
NET INCOME ATTRIBUTABLE TO NONCONTROLLING INTERESTS		243,733	274,746	276,072
NET INCOME ATTRIBUTABLE TO SHAREHOLDERS OF FMC AG & CO. KGAA		1,981,924	1,279,788	1,143,980
BASIC EARNINGS PER SHARE	19	6.47	4.17	3.74
FULLY DILUTED EARNINGS PER SHARE	19	6.45	4.16	3.73

The following notes are an integral part of the consolidated financial statements.

CONSOLIDATED FINANCIAL STATEMENTS
















Consolidated financial statements
Notes to consolidated financial statements
Supervisory Board and Management Board
Reproduction of the independent auditor's report












CONSOLIDATED STATEMENTS OF COMPREHENSIVE INCOME







T 5.2 CONSOLIDATED STATEMENTS OF COMPREHENSIVE INCOME
IN € THOUS

	Note	2018	2017	2016
NET INCOME		2,225,657	1,554,534	1,420,052
Other comprehensive income (loss)				
Components that will not be reclassified to profit or loss				
Actuarial gains (losses) on defined benefit pension plans	16, 24	(28,070)	6,840	(31,423)
income tax (expense) benefit related to components of other comprehensive income not reclassified	16, 24	7,713	(27,393)	7,085
TOTAL		(20,357)	(20,553)	(24,338)
Components that may be reclassified subsequently to profit or loss				
Gain (loss) related to foreign currency translation	24	327,317	(1,284,173)	368,429
Gain (loss) related to cash flow hedges ¹	23, 24	23,560	27,983	25,111
Income tax (expense) benefit related to components of other comprehensive income that may be reclassified	23, 24	(6,734)	(8,407)	(7,039)
TOTAL		344,143	(1,264,597)	386,501
OTHER COMPREHENSIVE INCOME (LOSS), NET OF TAX		323,786	(1,285,150)	362,163
TOTAL COMPREHENSIVE INCOME		2,549,443	269,384	1,782,215
Comprehensive income attributable to noncontrolling interests		285,691	150,611	310,580
COMPREHENSIVE INCOME ATTRIBUTABLE TO SHAREHOLDERS OF FMC AG & CO. KGAA		2,263,752	118,773	1,471,635

¹ Including cost of hedging in the amount of €(1,335) for the twelve months ended December 31, 2018.
The following notes are an integral part of the consolidated financial statements.

Facility Name	Address	Star Rating
FMS Queens Artificial Kidney	34-35 70th Street Jackson Heights, New York 11372	
FMS Bayside Dialysis Center	201-10 Northern Blvd Bayside, New York 11361	
Fresenius Kidney Care Hempstead	615 Peninsula Boulevard Hempstead, New York 11550	
FMS Capital District Dialysis Center	650 McClellan Street Schenectady, New York 12304	
FMS City Dialysis Center	105 East 106th Street New York, New York 10029	
FMS Clinton Crossing	2400 South Clinton Avenue Rochester, New York 14618	
FMS Southern Manhattan Dailyysis Center	510-526 Avenue of the Americas New York, New York 10011	
FMS South Queens Dialysis Center	175-37 Liberty Avenue Jamaica, New York 11433	
FMS Nephro Care	1402 Atlantic Avenue Brooklyn, New York 11236	
FMS Middletown Dialysis Center	220 Crystal Run Road Middletown, New York 10940	
FMS Southern Westechester Dialysis Center	44 Vark Street Yonkers, New York 10701	
FMS Central Suffolk Artificial Kidney Center	5225 Nesconsent Highway Building #9 Port Jefferson Station, New York 11776	
Fresenius Kidney Care Niagara	3018 Military Road Niagara Falls, New York 14304	
Fresenius Kidney Care West	358-362 4th Avenue Brooklyn, New York 11215	
FMS Albany Dialysis Center	64 Albany Shaker Road Albany, New York 12204	

Facility Name	Address	Star Rating
FMS Kenmore Artificial Kidney Center	1508 Sheridan Avenue Kenore, New York 14217	
Fresenius Kidney Care North Bellmore	250 Pettit Avenue North Bellmore, New York 11710	
FMS Living Center	6687 Pittsford Palmyra Road Fairport, New York 14450	Not Available
FMS Soundshore Dialysis Center	16 Guion Place New Rochelle, New York 10801	
FMS Brighton	1208 Scottsville Road Rochester, New York 14624	Not Available
FMS Albany Regional Kidney Center	2 Clara Barton Drive Albany, New York 12208	
FMS Atlantic Peritoneal Dialysis & Home Training Center	59-61 Atlantic Avenue Brooklyn, New York 11201	
FMS Amsterdam Dialysis Center	1800 Riverfront Center Amsterdam, New York 12010	
FMS Finger Lakes	130 Phoenix Mills Plaza Victor, New York 14564	
FMS Eastchester	1776 Eastchester Road Bronx, New York 10461	Not Available
FMS St. Alban's Dialysis Center	172-70 Baisley Boulevard Jamaica, New York 11434	
FMS Monroe Community	435 East Henrietta Road Rochester, New York 14620	
Fresenius Kidney Care Wheatfield	3909 Forest Parkway North Tonawanda, New York 14120	
FMS Southern Manhattan Dialysis Center Monroe County	1150 Crosspointe Professional Park Webster, New York 14580	
FMS Niskayuna Dialysis Center	2345 Nott Street East Niskayuna, New York 12309	

Facility Name	Address	Star Rating
Fresenius Kidney Care Saratoga Springs	373 Church Street Saratoga Springs, New York 12866	
Freedom Center of Rochester	100 Meridian Center Rochester, New York 14618	
FMS Greece Dialysis Center	1570-1576 Long Pond Road Greece, New York 14626	
FMS Huntington Dilaysis Center	33 Walt Whitman Road Huntington, New York 11743	
Freedom Center of Queens	176-35 Union Turnpike Fresh Meadows, New York 11366	Not Available
Fresenius Kidney Care Degraw Street	595 Degraw Street Brooklyn, New York 11217	
Fresenius Kidney Care Hornell	1 Bethesda Drive North Hornell, New York 14843	
Fresenius Kidney Care Lindenhurst	185 South Tenth Street Lindenhurst, New York 11757	Not Available
Fresenius Kidney Care Troy	16 North Greenbush Road Troy, New York 12180	Not Available
FKC Latham Dialysis Center	30 Century Hill Drive Latham, New York 12110	Not Available
FMS Eastview Dialysis Center	120 Victor Heights Parkway Victor, New York 14564	Not Available

NEW YORK DIALYSIS SERVICES, INC.

Balance Sheet

December 31, 2018

Assets	2018
Cash and cash equivalents	\$ 2,240,355
Accounts receivable, less allowance for doubtful accounts of \$8,724,290	38,025,777
Inventories	4,272,317
Due from Related Parties	2,732,463
Cost report receivable from Medicare	—
Other current assets	3,942,585
Total current assets	<u>51,213,498</u>
Property and equipment:	
Buildings and leasehold improvements	76,357,479
Medical equipment	17,997,796
Furniture and nonmedical equipment	6,501,905
Total Property and Equipment	<u>100,857,180</u>
Less accumulated depreciation	(55,290,715)
Total property and equipment, net	<u>45,566,465</u>
Intangible assets, net	2,556,623
Goodwill	38,508,677
Long-Term Prepaid Contracts	373,456
Deferred Tax Asset	29,593,370
Total assets	<u>\$ 167,812,089</u>
Liabilities and Stockholder's Equity	
Accounts payable	\$ 4,452,961
Due to related party	137,797,560
Accrued liabilities	31,112,947
Total liabilities	<u>173,363,468</u>
Stockholder's equity:	
Paid in capital	8,517,274
Accumulated deficit	<u>(15,687,189)</u>
Total New York Dialysis Services, Inc. stockholder's equity	<u>(7,169,915)</u>
Noncontrolling interest	1,618,536
Total stockholder's equity	<u>(5,551,379)</u>
Total liabilities and stockholder's equity	<u>\$ 167,812,089</u>

NEW YORK DIALYSIS SERVICES, INC.

Statement of Income

Year ended December 31, 2018

Net revenues:		
Health care services	\$	271,063,111
Less patient service bad debt provision		<u>(16,946,557)</u>
Net health care services revenue		254,116,554
Expenses:		
Cost of health care services		170,512,803
General and administrative expenses		<u>58,175,965</u>
Total expenses		<u>228,688,768</u>
Net income from operations		25,427,786
Interest expense, net		(100,991)
Income tax benefits		<u>(17,149,047)</u>
Net income	\$	<u>8,177,749</u>
Net income attributable to noncontrolling interest		<u>392,532</u>
Net income attributable to New York Dialysis Services, Inc.		<u><u>7,785,217</u></u>

DRAFT

Pro Forma Balance Sheet

















ASSETS:














Cash	\$2,011,840
Accounts Receivable	2,208,750
Inventory	123,113
Equipment	975,100
Leasehold Improvement	<u>900,000</u>
TOTAL ASSETS	\$6,218,803





LIABILITIES:

Accounts Payable	<u>\$530,027</u>
TOTAL LIABILITIES	\$530,027

NET ASSETS	\$5,688,776
------------	-------------

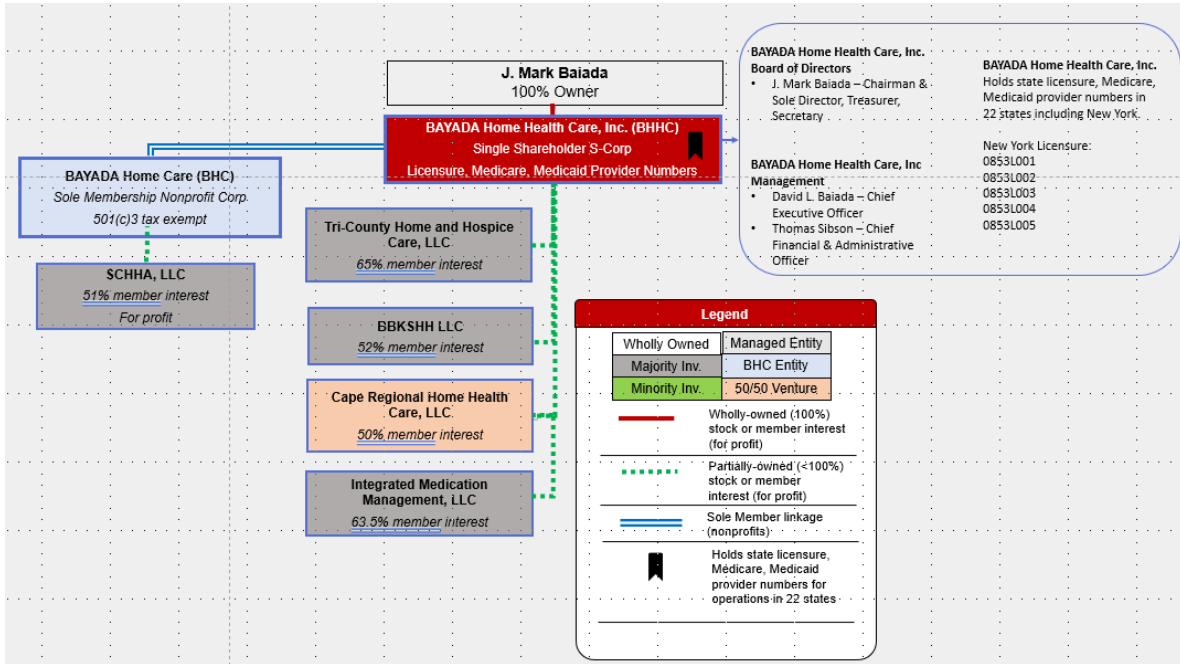
Facility Name	Address	Star Rating
FMS Queens Artificial Kidney	34-35 70th Street Jackson Heights, New York 11372	
FMS Bayside Dialysis Center	201-10 Northern Blvd Bayside, New York 11361	
Fresenius Kidney Care Hempstead	615 Peninsula Boulevard Hempstead, New York 11550	
FMS Capital District Dialysis Center	650 McClellan Street Schenectady, New York 12304	
FMS City Dialysis Center	105 East 106th Street New York, New York 10029	
FMS Clinton Crossing	2400 South Clinton Avenue Rochester, New York 14618	
FMS Southern Manhattan Dialysis Center	510-526 Avenue of the Americas New York, New York 10011	
FMS South Queens Dialysis Center	175-37 Liberty Avenue Jamaica, New York 11433	
FMS Nephro Care	1402 Atlantic Avenue Brooklyn, New York 11236	
FMS Middletown Dialysis Center	220 Crystal Run Road Middletown, New York 10940	
FMS Southern Westchester Dialysis Center	44 Vark Street Yonkers, New York 10701	
FMS Central Suffolk Artificial Kidney Center	5225 Nesconsent Highway Building #9 Port Jefferson Station, New York 11776	
Fresenius Kidney Care Niagara	3018 Military Road Niagara Falls, New York 14304	
Fresenius Kidney Care West	358-362 4th Avenue Brooklyn, New York 11215	
FMS Albany Dialysis Center	64 Albany Shaker Road Albany, New York 12204	
FMS Kenmore Artificial Kidney Center	1508 Sheridan Avenue Kenore, New York 14217	

Facility Name	Address	Star Rating
Fresenius Kidney Care North Bellmore	250 Pettit Avenue North Bellmore, New York 11710	
FMS Living Center	6687 Pittsford Palmyra Road Fairport, New York 14450	Not Available
FMS Soundshore Dialysis Center	16 Guion Place New Rochelle, New York 10801	
FMS Brighton	1208 Scottsville Road Rochester, New York 14624	Not Available
FMS Albany Regional Kidney Center	2 Clara Barton Drive Albany, New York 12208	
FMS Atlantic Peritoneal Dialysis & Home Training Center	59-61 Atlantic Avenue Brooklyn, New York 11201	
FMS Amsterdam Dialysis Center	1800 Riverfront Center Amsterdam, New York 12010	
FMS Finger Lakes	130 Phoenix Mills Plaza Victor, New York 14564	
FMS Eastchester	1776 Eastchester Road Bronx, New York 10461	Not Available
FMS St. Alban's Dialysis Center	172-70 Baisley Boulevard Jamaica, New York 11434	
FMS Monroe Community	435 East Henrietta Road Rochester, New York 14620	
Fresenius Kidney Care Wheatfield	3909 Forest Parkway North Tonawanda, New York 14120	
FMS Southern Manhattan Dialysis Center Monroe County	1150 Crosspointe Professional Park Webster, New York 14580	
FMS Niskayuna Dialysis Center	2345 Nott Street East Niskayuna, New York 12309	
Fresenius Kidney Care Saratoga Springs	373 Church Street Saratoga Springs, New York 12866	
Freedom Center of Rochester	100 Meridian Center Rochester, New York 14618	

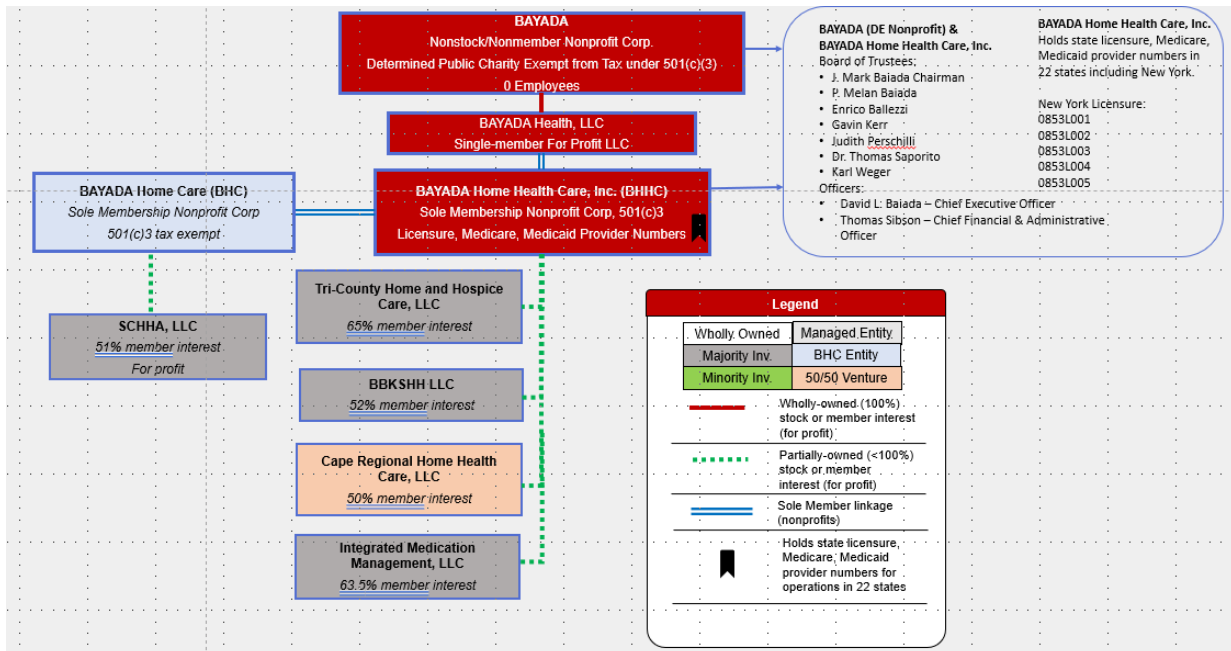
Facility Name	Address	Star Rating
FMS Greece Dialysis Center	1570-1576 Long Pond Road Greece, New York 14626	
FMS Huntington Dilaysis Center	33 Walt Whitman Road Huntington, New York 11743	
Freedom Center of Queens	176-35 Union Turnpike Fresh Meadows, New York 11366	Not Available
Fresenius Kidney Care Degraw Street	595 Degraw Street Brooklyn, New York 11217	
Fresenius Kidney Care Hornell	1 Bethesda Drive North Hornell, New York 14843	
Fresenius Kidney Care Lindenhurst	185 South Tenth Street Lindenhurst, New York 11757	Not Available
Fresenius Kidney Care Troy	16 North Greenbush Road Troy, New York 12180	Not Available
FKC Latham Dialysis Center	30 Century Hill Drive Latham, New York 12110	Not Available
FMS Eastview Dialysis Center	120 Victor Heights Parkway Victor, New York 14564	Not Available

CON 182262 BAYADA Programmatic Attachment A - Organizational Chart

Current



Proposed



Programmatic Attachment B: BHC Operations Locations and Associated Licensure
Project #182282 BAYADA Home Health Care, Inc.

State	Address			Zip Ext	License Number	License Type	NPI Number	dba / Name	County Location	Services Provided	Counties Serviced
AZ	81 Esperanza Boulevard	Green Valley, AZ	85614	2667	N/A	N/A	1972897122	N/A	Pima	Adult Personal Care	Pima, Santa Cruz
AZ	7070 North Oracle Road	Tucson, AZ	85704	4346	HHA 5330	Home Health	1043581846	N/A	Pima	Adult Skilled Visits	Pima, Pinal, Santa Cruz
AZ	706 East Bell Road	Phoenix, AZ	85022	6640	HHA 3635	Home Health	1134176803	N/A	Maricopa	Pediatric Skilled Shifts	Maricopa, Pinal
AZ	1967 Frontage Road	Sierra Vista, AZ	85635	4606	HHA 5230	Home Health	1912291139	N/A	Cochise	Adult Skilled Visits	Cochise
AZ	40 W. Baseline Road	Tempe, AZ	85283	1260	N/A	N/A	1821027020	N/A	Maricopa	Adult Personal Care	Maricopa, Pinal
AZ	7070 North Oracle Road	Tucson, AZ	85704	4337	HHA 1562	Home Health	1902847973	N/A	Pima	Adult Skilled Shifts Staffing	Pinal, Pima
AZ	6367 E. Tanque Verde Road	Tucson, AZ	85715	3914	N/A	N/A	1932130846	N/A	Pima	Adult Personal Care	Cochise, Pima
AZ	6367 E. Tanque Verde Road	Tucson, AZ	85715	3915	HHA 1562	Home Health	1841221751	N/A	Pima	Adult Skilled Visits	Cochise, Pima
AZ	7070 North Oracle Road	Tucson, AZ	85704	4338	N/A	N/A	1457388910	N/A	Pima	Adult Personal Care	Pima
AZ	2971 Willow Creek Road	Prescott, AZ	86301	4142	HHA 5119	Home Health	1447544689	N/A	Yavapai	Adult Skilled Visits	Yavapai
CO	5350 Tomah Drive	Colorado Springs, CO	80918	3445	040439	Home Care Agency Class A	1740426063	N/A	El Paso	Adult Skilled Visits	Douglas, El Paso, Lincoln, Teller
CO	5655 South Yosemite Street	Greenwood Village, CO	80111	3261	041211	Home Care Agency Class A	1215964564	N/A	Denver	Adult Personal Care	Adams, Arapahoe, Broomfield, Denver, Douglas, Jefferson

State	Address		Zip Ext	License Number	License Type	NPI Number	dba / Name	County Location	Services Provided	Counties Served
CO	8670 Wolff Court	Westminster, CO	80031	3692	041970	1841347598	N/A	Adams	Adult Skilled Visits	Adams, Boulder, Broomfield, Denver, Jefferson, Weld
CO	1385 South Colorado Boulevard	Denver, CO	80222	3312	040439	1669400214	N/A	Denver	Adult Skilled Visits	Adams, Arapahoe, Boulder, Broomfield, Denver, Douglas, Jefferson, Weld
CO	3500 John F. Kennedy Parkway	Fort Collins, CO	80525	2635	04M119	1780961508	N/A	Larimer	Adult Skilled Visits	Larimer, Weld
CO	8700 Turnpike Drive	Westminster, CO	80031	7029	04I211	1790053676	N/A	Adams	Adult Skilled Shifts Adult Personal Care	Adams, Boulder, Broomfield, Denver, Jefferson, Weld
CT	3 Sylvan Road South	Westport, CT	06880	4639	0011	1760420178	N/A	Fairfield	Adult Skilled Visits Adult Personal Care	Fairfield, New Haven
DE	655 S. Bay Road	Dover, DE	19901	4615	HHAS-062	1962947705	N/A	Kent	Adult and Pediatic Personal Care	Kent, New Castle, Sussex
DE	750 Shipyard Drive	Wilmington, DE	19801	5161	HHA AO-064	-	N/A	New Castle	Adult Personal Care	Kent, New Castle
DE	750 Shipyard Drive	Wilmington, DE	19801	5161	HHAS-042	1821029422	N/A	New Castle	Adult Skilled Shifts	Kent, New Castle
DE	15 Reads Way	New Castle, DE	19720	1600	HHAS-041	1447281043	N/A	New Castle	Pediatic Skilled Shifts	Kent, New Castle

State	Address		Zip Ext	License Number	License Type	NPI Number	dba / Name	County Location	Services Provided	Counties Served	
DE	1016 North Walnut Street	Milford, DE	19963	1395	HHAS-040	Skilled Home Health Agency	1780810424	N/A	Sussex	Pediatric Skilled Shifts & Visits	Kent, Sussex
DE	200 Biddle Avenue	Newark, DE	19702	3968	HHAS-043	Skilled Home Health Agency	1366473969	N/A	New Castle	Adult Skilled Visits	New Castle
DE	750 Shipyard Drive	Wilmington, DE	19801	5126	HHAS-011	Skilled Home Health Agency	1245277219	N/A	New Castle	Adult Skilled Visits	New Castle
FL	1727 S. Kings Avenue	Brandon, FL	33511	6220	299994558	Home Health Agency	1699023374	N/A	Hillsborough	Adult Personal Care	Hillsborough, Polk
FL	20205 Cortez Blvd.	Brooksville, FL	34601	3847	299994141	Home Health Agency	1134467855	N/A	Hernando	Adult Personal Care	Citrus, Hernando, Lake Marion, Sumter
FL	7421 Ridge Road	Port Richey, FL	34668	6935	299991922	Home Health Agency	1063458081	N/A	Pasco	Adult Personal Care	Pasco
FL	1890 State Rd. 436	Winter Park, FL	32792	2285	299994062	Home Health Agency	1740537547	N/A	Orange	Adult Skilled Shifts	Brevard, Orange, Osceola, Seminole
FL	13630 58th Street North	Clearwater, FL	33760	3734	299991922	Home Health Agency - Satellite	1174986368	N/A	Pinellas	Adult Personal Care	Pinellas
FL	13630 58th Street North	Clearwater, FL	33760	3734	299991728	Home Health Agency	1235503491	N/A	Pinellas	Adult & Pediatric Skilled Shifts	Pasco, Pinellas
FL	13630 58th Street North	Clearwater, FL	33760	3734	20171096	Home Health Agency	1730118027	N/A	Pinellas	Adult Skilled Visits	Pasco, Pinellas
FL	13630 58th Street North	Clearwater, FL	33760	3734	299991922	Home Health Agency - Satellite	1336665249	N/A	Pinellas	Assistive Care State Programs	Pinellas

State	Address		Zip Ext	License Number	License Type	NPI Number	dba / Name	County Location	Services Provided	Counties Served	
FL	129 S. Pebble Beach Boulevard	Sun City Center, FL	33573	5718	20171095	Home Health Agency	1124065982	N/A	Hillsborough	Adult Skilled Visits	Hillsborough, Manatee
FL	4100 West Kennedy Boulevard	Tampa, FL	33609	2243	299991722	Home Health Agency	1447583166	N/A	Hillsborough	Adult & Pediatric Skilled Shifts Adult & Pediatric Skilled Visits	Hardee, Highlands, Hillsborough, Manatee, Polk
GA	Pavillion Center	Roswell, GA	30075	7029	060-R-0261	Pediatrics	1285781443	YADA Pediatr	Fulton	Pediatric Skilled Shifts	Barrow, Bartow, Carroll, Chattooga, Cherokee, Clayton, Cobb, DeKalb, Douglas, Elbert, Fayette, Forsyth, Franklin, Fulton, Gordon, Gwinnett, Madison, Newton, Paulding, Pickens, Rockdale

State	Address			Zip Ext	License Number	License Type	NPI Number	dba / Name	County Location	Services Provided	Counties Serviced
GA	Pavillion Center	Roswell, GA	30075	4698	060-R-1046	Home Care	1063769933	YADA Home C	Fulton	Adult Skilled Shifts Adult Personal Care	Barrow, Bartow, Butts, Carroll, Cherokee, Clarke, Clayton, Cobb, Coweta, DeKalb, Douglas, Elbert, Fayette, Forsyth, Fulton, Gwinnett, Hall, Hart, Henry, Jackson, Newton, Oconee, Paulding, Pickens, Rockdale, Spalding, Walton, White

State	Address		Zip Ext	License Number	License Type	NPI Number	dba / Name	County Location	Services Provided	Counties Served	
GA	1750 Pennsylvania Avenue	McDonough, GA	30253	9115	075-R-0987	Pediatrics	1538405030	YADA Pediatr	Henry	Pediatric Skilled Shifts	Bibb, Butts, Carroll, Clayton, Coweta, Crawford, DeKalb, Douglas, Fayette, Fulton, Heard, Henry, Jasper, Jones, Lamar, Meriwether, Monroe, Morgan, Newton, Pike, Putnam, Rockdale, Spalding, Troup, Upson
HI	68 Kekuanaoa Avenue	Hilo, HI	96720	4316	HHA-50	Home Health Agency	1851650618	BAYADA Home Health Care	Hawaii	Adult Skilled Visits	Hawai'i
HI	2200 Main Street	Wailuku, HI	96793	1644	HHA-47	Home Health Agency	1942569702	BAYADA Home Health Care	Maui	Adult Skilled Visits	Maui
HI	615 Piikoi Street	Honolulu, HI	96814	3176	HHA-46	Home Health Agency	1225478605	BAYADA Home Health Care	Honolulu	Adult Skilled Visits	Honolulu

State	Address		Zip Ext	License Number	License Type	NPI Number	dba / Name	County Location	Services Provided	Counties Served	
IN	6351 Constitution Drive	Fort Wayne, IN	46804	1547	18-014153-1	Home Health Agency	1740729383	YADA Pediatr	Allen	Pediatric Skilled Shifts Pediatric Skilled Visits	Adams, Allen, Blackford, DeKalb, Elkhart, Grant, Huntington, Kosciusko, LaGrange, Noble, Steuben, Wabash, Wells, Whitley
IN	2415 Directors Row	Indianapolis, IN	46241	4934	18-013748-1	Home Health Agency	1881081131	BAYADA Pediatrics	Marion	Pediatric Skilled Shifts Pediatric Skilled Visits	Allen, Bartholomew, Benton, Boone, Brown, Carroll, Clinton, DeKalb, Grant, Hamilton, Hancock, Hendricks, Howard, Huntington, Jasper, Johnson, La Porte, Lake, Marion, Marshall, Monroe, Montgomery, Morgan, Newton, Noble, Porter, Pulaski, St. Joseph, Shelby, Stark, Tipton, White

State	Address		Zip Ext	License Number	License Type	NPI Number	dba / Name	County Location	Services Provided	Counties Served	
MA	800 Cummings Center	Beverly, MA	01915	6174	N/A	N/A	1366954372	N/A	Essex	Adult Personal Care	Essex, Middlesex, Suffolk
MA	275 Turnpike Street	Canton, MA	02021	2357	N/A	N/A	-	N/A	Suffolk	Adult Skilled Shifts	Bristol, Essex, Middlesex, Norfolk, Plymouth, Suffolk, Worcester
MA	275 Turnpike Street	Canton, MA	02021	2357	N/A	N/A	1013358118	N/A	Suffolk	Pediatric Skilled Shifts Pediatric Skilled Visits	Bristol, Essex, Middlesex, Norfolk, Plymouth, Suffolk, Worcester
MA	639 Granite Street	Braintree, MA	02184	5366	N/A	N/A	1346783503	N/A	Norfolk	Adult Skilled Shifts Adult Personal Care	Bristol, Norfolk, Plymouth
MA	980 Washington Street	Dedham, MA	02026	2004	N/A	N/A	1972896900	N/A	Middlesex	Adult Skilled Visits	Bristol, Middlesex, Norfolk, Suffolk
MA	980 Washington Street	Dedham, MA	02026	6704	N/A	N/A	1376970723	N/A	Norfolk	Assistive Care State Programs	Bristol, Middlesex, Norfolk, Worcester
MA	368 Faunce Corner Road	Dartmouth, MA	02747	1257	N/A	N/A	-	N/A	Bristol	Adult Personal Care	Bristol, Plymouth
MA	368 Faunce Corner Road	Dartmouth, MA	02747	1257	N/A	N/A	1386904167	N/A	Bristol	Adult Skilled Visits	Bristol
MA	80 Davis Straits	Falmouth, MA	02540	3925	N/A	N/A	-	N/A	Barnstable	Adult Personal Care	Barnstable
MA	80 Davis Straits	Falmouth, MA	02540	3925	N/A	N/A	1831138726	N/A	Barnstable	Adult Skilled Visits	Barnstable, Plymouth

State	Address		Zip Ext	License Number	License Type	NPI Number	dba / Name	County Location	Services Provided	Counties Served	
MA	270 Communications Way	Hyannis, MA	02601	1883	N/A	N/A	1932607231	N/A	Barnstable	Adult Personal Care	Barnstable
MA	750 Attucks Lane	Hyannis, MA	02601	1811	N/A	N/A	-	N/A	Barnstable	Assistive Care State Programs	Barnstable
MA	750 Attucks Lane	Hyannis, MA	02601	1811	N/A	N/A	1770523292	N/A	Barnstable	Adult Skilled Visits	Barnstable
MA	5 Mount Royal Ave.	Marlborough, MA	01752	1924	N/A	N/A	1629553672	N/A	Middlesex	Adult Personal Care	Middlesex, Worcester
MA	127 Cambridge Street	Burlington, MA	01803	3735	N/A	N/A	1285673194	N/A	Norfolk	Adult Skilled Visits Adult Skilled Visits - Facilities	Essex, Middlesex
MA	2000 Commonwealth Avenue	Auburndale, MA	02466	2004	N/A	N/A	-	N/A	Middlesex	Assistive Care State Programs	Middlesex, Norfolk, Suffolk
MA	2000 Commonwealth Avenue	Auburndale, MA	02466	2004	N/A	N/A	1932608734	N/A	Middlesex	Adult Personal Care	Middlesex, Norfolk, Suffolk
MA	20 North Park Avenue	Plymouth, MA	02360	3827	NA	NA	1366481293	N/A	Plymouth	Adult Skilled Visits	Norfolk, Plymouth
MA	20 North Park Avenue	Plymouth, MA	02360	3827	NA	NA	1972820009	N/A	Plymouth	Adult Personal Care	Bristol, Plymouth
MA	400 Crown Colony Drive	Quincy, MA	02169	0930	N/A	N/A	1437396678	N/A	Norfolk	Assistive Care State Programs	Norfolk, Plymouth, Suffolk
MA	1 West Boylston Street	Worcester, MA	01605	1274	N/A	N/A	-	N/A	Worcester	Adult Personal Care	Middlesex, Worcester
MA	1 West Boylston Street	Worcester, MA	01605	1274	N/A	N/A	1043501612	N/A	Worcester	Adult Skilled Visits	Middlesex, Norfolk, Worcester
MD	7310 Ritchie Highway	Glen Burnie, MD	21061	3291	HH7101	Home Health Agency	1578501789	N/A	Anne Arundel	Adult Skilled Visits	Anne Arundel

State	Address			Zip Ext	License Number	License Type	NPI Number	dba / Name	County Location	Services Provided	Counties Served
MD	3700 Koppers Street	Baltimore, MD	21227	1019	R2377	Residential Service Agency	1982620951	N/A	Baltimore	Adult Personal Care Assistive Care State Programs	Anne Arundel, Baltimore, Baltimore City, Carroll, Harford, Howard, Montgomery, Prince George
MD	8600 LaSalle Road	Towson, MD	21286	3300	HH7101	Home Health Agency	1902843451	N/A	Baltimore	Adult Skilled Visits	Baltimore
MD	2470 Longstone Lane	Marriottsville, MD	21104	1512	HH7101	Home Health Agency	1558680447	N/A	Carroll	Adult Skilled Visits	Carroll, Frederick, Howard
MD	12 Newport Drive	Forest Hill, MD	21050	1758	HH7101	Home Health Agency	1528352747	N/A	Harford	Adult Skilled Visits	Harford
MD	352-A Christopher Avenue	Gaithersburg , MD	20879	3660	HH7158	Home Health Agency	1902149891	N/A	Montgomery	Adult Skilled Visits	Montgomery

State	Address		Zip Ext	License Number	License Type	NPI Number	dba / Name	County Location	Services Provided	Counties Served
MN	2905 Northwest Blvd.	Plymouth, MN	55441 7400	385113	Comprehensive Home Care (HFID 02349)	1215247887	N/A	Hennepin	Pediatric Skilled Shifts Pediatric Personal Care	Blue Earth, Brown, Carver, Cottonwood, Faribault, Freeborn, Hennepin, Jackson, Le Sueur, Lincoln, Lyon, Martin, McLeod, Murray, Nicollet, Nobles, Pipestone, Redwood, Renville, Rice, Rock, Scott, Sibley, Steele, Waseca, Watonwan, Wright, Yellow Medicine

State	Address		Zip Ext	License Number	License Type	NPI Number	dba / Name	County Location	Services Provided	Counties Served
MN	742 1st Street South	Waite Park, MN	56387 1315	385115	Comprehensive Home Care (HFID 27706)	1811292741	YADA Pediatric	Stearns	Adult & Pediatric Skilled Shifts Pediatric Personal Care	Atkin, Becker, Beltrami, Benton, Big Stone, Carlton, Cass, Chippewa, Clay, Clearwater, Cook, Crow Wing, Douglas, Grant, Hubbard, Itasca, Kandiyohi, Kittson, Koochiching, Lac Qui Parle, Lake, Lake of the Woods, Mahnommen, Marshall, Meeker, Mille Lacs, Morrison, Norman, Otter Tail, Pennington, Pine, Polk, Pope, Red Lake, Roseau, Sherburne, St. Louis, Stearns, Stevens,

State	Address		Zip Ext	License Number	License Type	NPI Number	dba / Name	County Location	Services Provided	Counties Served	
MN	3490 Lexington Avenue North	Shoreview, MN	55126	8044	385114	Comprehensive Home Care (HFID 27763)	1932408069	N/A	Ramsey	Adult & Pediatric Skilled Shifts	Anoka, Chisago, Dakota, Dodge, Fillmore, Goodhue, Houston, Isanti, Mower, Olmsted, Ramsey, Wabasha, Washington, Winona
MO	905 Safari Drive	Columbia, MO	65202	1825	N/A	N/A	1922598937	N/A	Boone	Pediatric Skilled Shifts Pediatric Personal Care	Adair, Audrain, Boone, Callaway, Cole, Cooper, Howard, Macon, Moniteau, Montgomery, Pettis, Randolph, Saline
MO	600 SW Jefferson Street	Lee's Summit, MO	64063	3988	N/A	N/A	1528545068	N/A	Jackson	Pediatric Skilled Shifts Pediatric Personal Care	Bates, Buchanan, Caldwell, Cass, Clay, Clinton, Henry, Jackson, Johnson, Lafayette, Platte, Ray
MO	1004 Rock Creek Elementary School Dr	O'Fallon, MO	63366	7576	N/A	N/A	1831676378	N/A	St. Charles	Pediatric Skilled Shifts Pediatric Personal Care	Franklin, Gasconade, Lincoln, Montgomery, Osage, Pike, Saint Charles, Warren

State	Address		Zip Ext	License Number	License Type	NPI Number	dba / Name	County Location	Services Provided	Counties Served	
MO	1711 W Battlefield Road	Springfield, MO	65807	4183	N/A	N/A	1801373345	N/A	Greene	Pediatric Skilled Shifts Pediatric Personal Care	Christian, Douglas, Greene, Howell, Ozark, Polk, Stone, Taney, Texas, Webster, Wright
MO	777 Craig Road	Creve Coeur, MO	63141	7188	N/A	N/A	1316426836	N/A	St. Louis	Pediatric Skilled Shifts Pediatric Personal Care	Franklin, Gasconade, Jefferson, Lincoln, Saint Francois, Sainte Genevieve, Saint Louis City, Saint Louis County, Warren
NC	5505 Creedmoor Road	Raleigh, NC	27612	6333	HC3832	Home Care	1629207832	N/A	Wake	Adult Skilled Shifts & Visits	Caswell, Durham, Franklin, Granville, Johnston, Nash, Orange, Person, Vance, Wake, Warren, Wilson
NC	1500 Pinecroft Road	Greensboro, NC	27407	3708	HC2577	Home Care	1013943356	N/A	Guilford	Assistive Care	Alamance, Guilford, Rockingham
NC	1500 Pinecroft Road	Greensboro, NC	27407	3708	HC1887	Home Care	1285665901	N/A	Guilford	Adult Skilled Shifts	Alamance, Guilford, Rockingham, Stokes

State	Address		Zip Ext	License Number	License Type	NPI Number	dba / Name	County Location	Services Provided	Counties Serviced	
NC	731 North Second Street	Albemarle, NC	28001	3340	HC3281	Home Care	1598791246	N/A	Stanly	Adult Personal Care Assistive Care State Programs	Moore, Montgomery, Randolph, Richmond, Stanly
NC	1207 South Cox Street	Asheboro, NC	27203	6961	HC3552	Home Care	1114956927	N/A	Randolph	Adult Skilled Shifts & Visits Pediatric Skilled Shifts & Visits	Chatham, Lee, Moore, Randolph
NC	1200 Ridgefield Boulevard	Asheville, NC	28806	2279	HC2276	Home Care	1184650707	N/A	Buncombe	Adult Skilled Shifts Adult Personal Care	Buncombe, Madison, Yancey
NC	280 Concord Parkway South	Concord, NC	28027	2703	HC0486	Home Care	1720319478	N/A	Cabarrus	Adult Skilled Visits	Cabarrus, Stanly
NC	7621 Little Avenue	Charlotte, NC	28226	8402	HC4322	Home Care	1265736250	N/A	Mecklenburg	Adult Skilled Shifts	Anson, Cabarrus, Mecklenburg, Union
NC	8801 JM Keynes Drive	Charlotte, NC	28262	5514	HC1705	Home Care	1285661785	N/A	Mecklenburg	Pediatric Skilled Shifts	Mecklenburg
NC	9729 Northeast Parkway	Matthews, NC	28105	9700	HC2426	Home Care	1013943299	N/A	Union	Pediatric Skilled Shifts Pediatric Personal Care	Anson, Richmond, Union
NC	1985 Tate Boulevard S.E.	Hickory, NC	28602	1473	HC2076	Home Care	1316973787	N/A	Catawaba	Adult Skilled Shifts	Avery, Burke, Caldwell, Catawba, Iredell, McDowell, Mitchell, Watauga

State	Address		Zip Ext	License Number	License Type	NPI Number	dba / Name	County Location	Services Provided	Counties Served	
NC	8801 JM Keynes Drive	Charlotte, NC	28262	6418	HC2063	Home Care	1295766111	N/A	Mecklenburg	Assistive Care State Programs ----- ----- Adult Personal Care ----- -----	Anson, Cabarrus, Mecklenburg, Union ----- ----- ----- -----
NC	8801 JM Keynes Drive	Charlotte, NC	28262	8436	HC0355	Home Care	1023377439	N/A	Mecklenburg	Adult Skilled Visits	Mecklenburg, Union
NC	200 South State Street	Lexington, NC	27292	3371	HC0358	Home Care	1013276328	N/A	Davidson	Adult Skilled Visits	Davidson, Randolph
NC	3790 Guess Road	Durham, NC	27705	6916	HC4582	Home Care	1306180930	N/A	Durham	Pediatric Skilled Shifts	Durham, Franklin, Granville, Orange, Person, Vance, Wake, Warren
NC	3790 Guess Road	Durham, NC	27705	6916	HC2531	Home Care	1871521583	N/A	Durham	Assistive Care State Programs	Caswell, Chatham, Durham, Granville, Orange, Person, Vance, Warren
NC	3419-A Melrose Road	Fayetteville, NC	28304	1608	HC2408	Home Care	1609802248	N/A	Cumberland	Adult Skilled Shifts & Visits Pediatric Skilled Shifts & Visits Adult & Pediatric Personal Care	Bladen, Cumberland, Harnett, Hoke, Robeson, Sampson, Scotland

State	Address			Zip Ext	License Number	License Type	NPI Number	dba / Name	County Location	Services Provided	Counties Served
NC	1810 North Bridge Street	Elkin, NC	28621	2104	HC3858	Home Care	1851626196	N/A	Surry	Assistive Care State Programs	Alleghany, Surry, Wilkes, Yadkin
NC	1804 North Bridge Street	Elkin, NC	28621	2104	HC3289	Home Care	1679509335	N/A	Surry	Adult Skilled Shifts Pediatric Skilled Shifts Pediatric Personal Care	Alleghany, Surry, Wilkes, Yadkin
NC	2944 Breezewood Ave	Fayetteville, NC	28303	5415	HC4591	Home Care	1043797756	N/A	Cumberland	Assistive Care State Programs	Bladen, Cumberland, Harnett, Hoke, Robeson, Sampson, Scotland
NC	1605 Westbrook Plaza Drive	Winston- Salem, NC	27103	2900	HC0005	Home Care	1720347701	N/A	Forsyth	Adult Skilled Visits	Davie, Forsyth, Stokes, Surry, Wilkes, Yadkin
NC	1560 Union Road	Gastonia, NC	28054	2209	HC2175	Home Care	1982630489	N/A	Gaston	Adult Skilled Shifts	Cleveland, Gaston, Lincoln, Rutherford
NC	1760 Country Club Road	Gastonia, NC	28054	4800	HC0356	Home Care	1063771046	N/A	Gaston	Adult Skilled Visits	Burke, Catawba, Cleveland, Gaston, Lincoln, Rutherford
NC	2485 Hemby Lane	Greenville, NC	27834	3701	HC3760	Home Care	1124451315	N/A	Pitt	Adult Skilled Shifts Adult Personal Care	Beaufort, Bertie, Edgecombe, Greene, Halifax, Lenoir, Martin, Nash, Pitt, Wilson

State	Address			Zip Ext	License Number	License Type	NPI Number	dba / Name	County Location	Services Provided	Counties Served
NC	1500 Pinecroft Road	Greensboro, NC	27407	3708	HC1286	Home Care	1619236924	N/A	Guilford	Adult Skilled Visits	Alamance, Caswell, Guilford, Rockingham
NC	2485 Hemby Lane	Greenville, NC	27834	3701	HC4580	Home Care	1174877443	N/A	Pitt	Pediatric Skilled Shifts	Beaufort, Bertie, Carteret, Craven, Edgecombe, Greene, Halifax, Jones, Lenoir, Martin, Nash, Northampton , Pamlico, Pitt, Washington, Wayne, Wilson
NC	50 South Main Street	Waynesville, NC	28786	6701	HC3873	Home Care	1477786713	N/A	Haywood	Adult Skilled Shifts Adult Personal Care	Clay, Cherokee, Graham, Haywood, Jackson, Macon, Swain
NC	8801 JM Keynes Drive	Charlotte, NC	28262	5474	N/A	N/A	1720014855	N/A	Mecklenburg	Habilitation	Anson, Cabarrus, Mecklenburg, Montgomery, Richmond, Rowan, Stanly, Union

State	Address		Zip Ext	License Number	License Type	NPI Number	dba / Name	County Location	Services Provided	Counties Served	
NC	306 White Street	Hendersonville, NC	28739	5273	HC2482	Home Care	1144256488	N/A	Henderson	Adult Skilled Shifts & Visits Adult Personal Care	Henderson, Polk, Transylvania
NC	2 Centerview Drive	Greensboro, NC	27407	3718	N/A	N/A	1497995187	N/A		Habilitation	Alamance, Caswell, Chatham, Durham, Franklin, Granville, Guilford, Halifax, Harnett, Hoke, Johnston, Lee, Moore, Orange, Person, Randolph, Vance, Wake, Warren

State	Address			Zip Ext	License Number	License Type	NPI Number	dba / Name	County Location	Services Provided	Counties Served
NC	1985 Tate Boulevard S.E.	Hickory, NC	28602	1473	N/A	N/A	1073881900	N/A		Habilitation	Alexander, Ashe, Avery, Buncombe, Burke, Caldwell, Catawba, Cherokee, Clay, Graham, Haywood, Henderson, Iredell, Jackson, Macon, Madison, McDowell, Mitchell, Polk, Swain, Transylvania, Watauga, Yancey
NC	1243 East Dixon Boulevard	Shelby, NC	28152	6898	N/A	N/A	1790027316	N/A		Habilitation	Cleveland, Gaston, Lincoln, Rutherford,

State	Address		Zip Ext	License Number	License Type	NPI Number	dba / Name	County Location	Services Provided	Counties Served
NC	3205 Randall Parkway	Wilmington, NC	28403	2569	N/A	N/A	1851642359	N/A	Habilitation	Beaufort, Bertie, Bladen, Brunswick, Camden, Carteret, Chowan, Columbus, Craven, Cumberland, Currituck, Dare, Duplin, Edgecombe, Gates, Greene, Hertford, Hyde, Jones, Lenoir, Martin, New Hanover, Nash, Northampton , Onslow, Pamlico, Pasquotank, Pender, Perquimans, Pitt, Sampson, Scotland, Tyrrell, Robeson, Washington, Wayne, Wilson
NC	1605 Westbrook Plaza Drive	Winston- Salem, NC	27103	2900	N/A	N/A	1619245552	N/A	Habilitation	Alleghany, Davidson, Davie, Forsyth, Rockingham, Surry, Stokes, Wilkes, Yadkin

State	Address			Zip Ext	License Number	License Type	NPI Number	dba / Name	County Location	Services Provided	Counties Serviced
NC	305 South Green Street	Morganton, NC	28655	3526	HC3925	Home Care	1073848149	N/A	Burke	Adult Skilled Shifts Adult Personal Care	Avery, Burke, McDowell, Mitchell, Watauga
NC	807 North Madison Boulevard	Roxboro, NC	27573	4639	HC0354	Home Care	1982963294	N/A	Person	Adult Skilled Visits	Caswell, Durham, Granville, Person, Vance
NC	1605 Westbrook Plaza Drive	Winston- Salem, NC	27103	2900	HC0184	Home Care	1841235157	N/A	Forsyth	Pediatric Skilled Shifts Pediatric Personal Care	Davidson, Davie, Forsyth, Stokes
NC	4011 Westchase Boulevard	Raleigh, NC	27607	6877	HC2171	Home Care	1659316271	N/A	Wake	Pediatric Skilled Shifts & Visits Pediatric Personal Care	Franklin, Johnston, Lee, Nash, Wake
NC	4011 Westchase Boulevard	Raleigh, NC	27607	3954	HC3820	Home Care	1285876250	N/A	Wake	Adult Skilled Visits	Alamance, Durham, Franklin, Granville, Harnett, Johnston, Lee, Orange, Wake
NC	130 North Arlington Street	Salisbury, NC	28144	4600	HC3707	Home Care	1871788950	N/A	Rowan	Adult Personal Care	Iredell, Rowan
NC	103 Dorsett Drive	Salisbury, NC	28144	2278	HC0357	Home Care	1508125816	N/A	Rowan	Adult Skilled Visits	Alexander, Cabarrus, Catawba, Davidson, Davie, Iredell, Rowan, Stanly

State	Address			Zip Ext	License Number	License Type	NPI Number	dba / Name	County Location	Services Provided	Counties Served
NC	130 North Arlington Street	Salisbury, NC	28144	4600	HC1969	Home Care	1104861418	N/A	Rowan	Pediatric Skilled Shifts Pediatric Personal Care	Cabarrus, Iredell, Montgomery, Rowan, Stanly
NC	1105-3 E Dixon Boulevard	Shelby, NC	28152	6898	HC2893	Home Care	1588696322	N/A	Cleveland	Adult Personal Care	Cleveland, Gaston, Lincoln, Rutherford
NC	5505 Creedmoor Road	Raleigh, NC	27612	6333	HC1798	Home Care	1922501634	N/A	Wake	Assistive Care State Programs	Franklin, Johnston, Lee, Nash, Wake, Wayne
NC	1605 Westbrook Plaza Drive	Winston-Salem, NC	27103	2900	HC2213	Home Care	1497785745	N/A	Forsyth	Adult Skilled Shifts & Visits	Davidson, Davie, Forsyth, Rowan, Stokes
NC	3205 Randall Parkway	Wilmington, NC	28403	2569	HC4566	Home Care	1215284013	N/A	New Hanover	Adult & Pediatric Skilled Shifts	Bladen, Brunswick, Carteret, Columbus, Duplin, New Hanover, Onslow, Pender, Sampson
NC	3205 Randall Parkway	Wilmington, NC	28403	2569	HC4378	Home Care	1902239106	N/A	New Hanover	Assistive Care State Programs	Bladen, Brunswick, Columbus, Duplin, New Hanover, Onslow, Pender, Sampson
NH	33 Lowell Street	Manchester, NH	03101	1641	04110	Home Health Care Provider	1548636186	N/A	Hillsborough	Assistive Care State Programs	Hillsborough, Merrimack, Rockingham

State	Address		Zip Ext	License Number	License Type	NPI Number	dba / Name	County Location	Services Provided	Counties Served	
NJ	199 New Road	Linwood, NJ	08221	2025	HP0015305	Health Care Service Firm	1295765683	N/A	Atlantic	Adult Skilled Shifts Adult Skilled Shifts & Visits (non- Medicare)	Atlantic Cape May
NJ	303 Central Avenue	Egg Harbor Township, NJ	08234	8353	HP0015331	Health Care Service Firm	1871821231	N/A	Atlantic	Pediatric Skilled Shifts & Visits	Atlantic, Cape May
NJ	740 Marne Highway	Moorestown, NJ	08057	3127	HP0015312	Health Care Service Firm	1639108301	N/A	Burlington	Adult Personal Care	Burlington
NJ	1934 Route 541	Westampton, NJ	08060	4410	70403	Home Health Agency	1366716565	N/A	Burlington	Adult Skilled Visits	Burlington
NJ	1415 Route 70	Cherry Hill, NJ	08034	2210	HP0015301	Health Care Service Firm	1861413643	N/A	Camden	Adult Skilled Shifts	Camden
NJ	4300 Haddonfield Road	Pennsauken, NJ	08109	3376	HP0015345	Health Care Service Firm	1083167464	N/A	Camden	Assistive Care State Programs	Burlington, Camden
NJ	1415 Marlton Pike East (1415 Route 70 East)	Cherry Hill, NJ	08034	2210	70403	Home Health Agency	1275580615	N/A	Camden	Adult Skilled Visits	Camden
NJ	8 South Morris Street	Dover, NJ	07801	4649	HP0015325	Health Care Service Firm	1366473068	N/A	Morris	Assistive Care State Programs	Hunterdon, Morris, Sussex, Warren
NJ	5 Regent Street	Livingston, NJ	07039	1621	22361	Home Health Agency	1639670045	N/A	Essex	Adult Skilled Visits	Essex
NJ	650 Bloomfield Avenue	Bloomfield, NJ	07003	2512	HP0015319	Health Care Service Firm	1053348839	N/A	Essex	Assistive Care State Programs	Essex
NJ	90 Main Street	Hackensack, NJ	07601	7130	HP0015303	Health Care Service Firm	1407887912	N/A	Bergen	Adult Personal Care	Bergen, Hudson, Passaic

State	Address		Zip Ext	License Number	License Type	NPI Number	dba / Name	County Location	Services Provided	Counties Served	
NJ	299 Market Street	Saddle Brook, NJ	07663	5312	HP0015348	Health Care Service Firm	1689177164	N/A	Bergen	Adult Skilled Shifts	Bergen, Hudson, Passaic
NJ	1 Harmon Plaza	Secaucus, NJ	07094	2803	HP0015346	Health Care Service Firm	1992248975	N/A	Hudson	Pediatric Skilled Shifts & Visits	Hudson
NJ	299 Market Street	Saddle Brook, NJ	07663	5320	HP0015333	Health Care Service Firm	1770807463	N/A	Bergen	Pediatric Skilled Shifts & Visits	Bergen
NJ	299 Grand Street	Jersey City, NJ	07302	4317	22363	Home Health Agency	1982921433	N/A	Hudson	Adult Skilled Visits	Hudson
NJ	3196 Kennedy Boulevard	Union City, NJ	07087	2436	HP0015318	Health Care Service Firm	1477580280	N/A	Hudson	Assistive Care State Programs	Hudson
NJ	123 Liberty View Drive	Jersey City, NJ	07302	4378	HP0015322	Health Care Service Firm	1902835663	N/A	Hudson	Assistive Care State Programs	Hudson
NJ	2000 Lenox Drive	Lawrenceville, NJ	08648	2314	HP0015304	Health Care Service Firm	1922039494	N/A	Mercer	Pediatric Skilled Shifts & Visits	Hunterdon, Mercer
NJ	Providence Professional Park	Egg Harbor Township, NJ	08234	9708	70403	Home Health Agency	1790730109	N/A	Atlantic	Adult Skilled Visits	Atlantic
NJ	1447 Route 130 South	North Brunswick, NJ	08902	1873	HP0015337	Health Care Service Firm	1912935040	N/A	Middlesex	Adult Skilled Shifts	Middlesex, Somerset

State	Address		Zip Ext	License Number	License Type	NPI Number	dba / Name	County Location	Services Provided	Counties Serviced	
NJ	10 Madison Avenue	Morristown, NJ	07960	7303	HP0015302	Health Care Service Firm	1164453247	N/A	Morris	Adult Skilled Shifts	Bergen, Essex, Hudson, Hunterdon, Middlesex, Monmouth, Morris, Passaic, Somerset, Sussex, Union, Warren
NJ	168 Franklin Corner Road	Lawrenceville, NJ	08648	2529	HP0015341	Health Care Service Firm	1578822656	N/A	Mercer	Adult Skilled Shifts & Visits	Hunterdon, Mercer
NJ	30 Park Road	Tinton Falls, NJ	07724	9793	HP0015308	Health Care Service Firm	1780615351	N/A	Monmouth	Adult Skilled Shifts	Monmouth
NJ	1601 North Second Street	Millville, NJ	08332	1924	HP0015314	Health Care Service Firm	1487685806	N/A	Cumberland	Assistive Care State Programs	Cumberland, Gloucester, Salem
NJ	521 Fellowship Road	Mount Laurel, NJ	08054	3413	HP0015307	Health Care Service Firm	1942231956	N/A	Burlington	Pediatric Skilled Shifts & Visits	Burlington
NJ	32 Maple Avenue	Morristown, NJ	07960	9436	HP0015347	Health Care Service Firm	1194230649	N/A	Morris	Adult Personal Care	Hunterdon, Morris, Somerset, Sussex, Warren

State	Address			Zip Ext	License Number	License Type	NPI Number	dba / Name	County Location	Services Provided	Counties Serviced
NJ	10 East Main Street	Millville, NJ	08332	4293	HP0015332	Health Care Service Firm	1689904328	N/A	Cumberland	Pediatric Skilled Shifts & Visits Adult Skilled Shifts	Cumberland, Salem
NJ	30 Silverline Drive	North Brunswick, NJ	08902	3399	HP0015306	Health Care Service Firm	1699706473	N/A	Middlesex	Pediatric Skilled Shifts & Visits	Middlesex
NJ	299 Grand Street	Jersey City, NJ	07302	4317	24815	Hospice Care Program	1184061392	AYADA Hospic	Hudson	Hospice	Bergen, Essex, Hudson, Passaic, Union
NJ	96 East Water Street	Toms River, NJ	08753	7568	25073	Hospice Care Program	1104348093	AYADA Hospic	Ocean	Hospice	Ocean
NJ	401 Lacey Road	Whiting, NJ	08759	1325	71501	Home Health Agency	1609264597	N/A	Ocean	Adult Skilled Visits	Ocean
NJ	1117 Main Avenue	Clifton, NJ	07011	2379	HP0015321	Health Care Service Firm	1730110230	N/A	Passaic	Assistive Care State Programs	Bergen, Passaic
NJ	1810 Chapel Avenue West	Cherry Hill, NJ	08002	4606	HP0015317	Health Care Service Firm	1881626679	N/A	Camden	Pediatric Skilled Shifts & Visits Pediatric Personal Care	Camden
NJ	163 East Main Street	Little Falls, NJ	07424	1733	HP0015343	Health Care Service Firm	1043625130	N/A	Passaic	Pediatric Skilled Shifts & Visits	Passaic
NJ	520 Speedwell Avenue	Morris Plains, NJ	07950	2132	HP0015315	Health Care Service Firm	1982635371	N/A	Morris	Pediatric Skilled Shifts & Visits	Morris, Sussex, Warren
NJ	1160 Amboy Avenue	Perth Amboy, NJ	08861	1920	HP0015328	Health Care Service Firm	1578590964	N/A	Middlesex	Assistive Care State Programs	Middlesex, Monmouth

State	Address		Zip Ext	License Number	License Type	NPI Number	dba / Name	County Location	Services Provided	Counties Serviced	
NJ	1161 Broad Street	Shrewsbury, NJ	07702	4361	HP0015339	Health Care Service Firm	1669719316	N/A	Monmouth	Pediatric Skilled Shifts	Monmouth
NJ	285 Davidson Avenue	Somerset, NJ	08873	4153	HP0015344	Health Care Service Firm	1982080107	N/A	Somerset	Pediatric Skilled Shifts & Visits	Middlesex, Somerset, Union
NJ	1144 Hooper Avenue	Toms River, NJ	08753	8361	HP0015311	Health Care Service Firm	1003847807	N/A	Ocean	Adult Skilled Shifts	Ocean
NJ	226 Route 37 West	Toms River, NJ	08755	8047	HP0015349	Health Care Service Firm	1417452749	N/A	Ocean	Adult Personal Care	Ocean
NJ	1144 Hooper Avenue	Toms River, NJ	08753	8361	HP0015335	Health Care Service Firm	1215252168	N/A	Ocean	Pediatric Skilled Shifts & Visits Pediatric Personal Care	Ocean
NJ	324 Chestnut Street	Union, NJ	07083	9431	HP0015336	Health Care Service Firm	1992737738	N/A	Union	Adult & Pediatric Personal Care Assistive Care State Programs	Union
NJ	6 Commerce Drive	Cranford, NJ	07016	3515	HP0015342	Health Care Service Firm	1477804904	N/A	Union	Pediatric Skilled Shifts	Essex, Union
NJ	2125 Voorhees Town Center	Voorhees, NJ	08043	1911	HP0015334	Health Care Service Firm	1871918664	N/A	Camden	Pediatric Skilled Shifts & Visits	Camden
NJ	25 Pompton Avenue	Verona, NJ	07044	2938	HP0015340	Health Care Service Firm	1952672727	N/A	Essex	Adult Personal Care	Essex
NJ	251 North Avenue West	Westfield, NJ	07090	1499	HP0015320	Health Care Service Firm	1659689206	N/A	Union	Adult Personal Care	Union

State	Address		Zip Ext	License Number	License Type	NPI Number	dba / Name	County Location	Services Provided	Counties Served	
NJ	Washington Pavilions	Sewell, NJ	08080	2237	HP0015338	Health Care Service Firm	1144529264	N/A	Gloucester	Adult Skilled Shifts Adult Personal Care	Cumberland, Gloucester, Salem
NJ	14 Parke Place Blvd.	Sewell, NJ	08080	2237	HP0015310	Health Care Service Firm	1043242829	N/A	Gloucester	Pediatric Skilled Shifts & Visits Pediatric Personal Care	Gloucester
NM	2201 San Pedro Drive NE	Albuquerque, NM	87110	4133	N/A	N/A	1497026264	N/A	Bernalillo	Adult Personal Care	Bernalillo, Sandoval, Valencia
NY	825 East Gate Boulevard	Garden City, NY	11530	2119	0853L001	Home Care	1427094572	N/A	Nassau	Adult Personal Care Pediatric Personal Care	Nassau, Queens, Suffolk
NY	115 West 30th Street	New York, NY	10001	4063	0853L003	Home Care	1659300952	N/A	New York	Adult Skilled Shifts	Bronx, Kings, New York, Queens, Richmond
NY	36-36 33rd Street	Long Island City, NY	11106	2329	0853L006	Home Care	1669852349	N/A	Queens	Pediatric Skilled Shifts	Kings, Nassau, New York, Queens, Richmond
NY	700 Veterans Highway	Hauppauge, NY	11788	2952	0853L004	Home Care	1699069823	N/A	Suffolk	Adult & Pediatric Skilled Shifts	Suffolk
NY	1 Central Avenue	Tarrytown, NY	10591	3301	0853L002	Home Care	1174569230	N/A	Westchester	Adult & Pediatric Skilled Shifts	Bronx, Orange, Putnam, Rockland, Westchester

State	Address			Zip Ext	License Number	License Type	NPI Number	dba / Name	County Location	Services Provided	Counties Serviced
OH	2497 State Road	Cuyahoga Falls, OH	44223	1503	N/A	N/A	1851894976	N/A	Summit	Adult Skilled Visits Adult Skilled Visits - Facilities	Cuyahoga, Portage, Summit
PA	317 S. Cedar Crest Boulevard	Allentown, PA	18103	3600	772205	Home Health	1972544070	N/A	Lehigh	Pediatric Skilled Shifts Pediatric Personal Care	Lehigh, Northampton
PA	2500 York Road	Jamison, PA	18929	1092	77910501	Home Health	1649217092	N/A	Bucks	Adult Skilled Visits	Bucks, Montgomery
PA	Towamencin Corporate Center	Lansdale, PA	19446	4887	77910501	Home Health	1245323351	N/A	Montgomery	Adult Skilled Visits	Bucks, Montgomery
PA	2041 Columbia Boulevard	Bloomsburg, PA	17815	8867	02740501	Home Health	1508812637	N/A	Columbia	Pediatric Skilled Shifts Pediatric Personal Care	Columbia, Montour, Northumberland
PA	2 Meridian Boulevard	Wyomissing, PA	19610	3202	02570501	Home Health	1154350262	N/A	Berks	Adult Skilled Visits	Berks, Schuylkill
PA	115 East New Castle Street	Zelienople, PA	16063	1333	04600501	Home Health	1710269527	N/A	Butler	Pediatric Skilled Shifts Pediatric Personal Care	Armstrong, Beaver, Butler, Clarion, Lawrence, Mercer, Venango
PA	390 Waterloo Boulevard	Exton, PA	19341	2624	06300501	Home Health	1356626824	N/A	Chester	Adult Skilled Visits	Chester
PA	750 E. Park Drive	Harrisburg, PA	17111	2758	77700501	Home Health	1699713503	N/A	Dauphin	Adult Skilled Visits	Cumberland, Dauphin, Lebanon, Perry, York

State	Address			Zip Ext	License Number	License Type	NPI Number	dba / Name	County Location	Services Provided	Counties Serviced
PA	95 Highland Avenue	Bethlehem, PA	18017	9432	753305	Home Health	1942571617	N/A	Northampton	Adult Skilled Visits	Carbon, Lehigh, Northampton
PA	233 Northern Boulevard	Clarks Summit, PA	18411	8720	03860501	Home Health	1568795029	N/A	Lackawanna	Pediatric Skilled Shifts Pediatric Personal Care	Lackawanna, Susquehanna, Wyoming
PA	100 East Lancaster Avenue	Downingtown, PA	19335	5937	759805	Home Health	1841238359	N/A	Chester	Adult Skilled Shifts	Chester, Montgomery
PA	600 Reed Road	Broomall, PA	19008	3505	03430501	Home Health	1306348396	N/A	Chester	Pediatric Skilled Shifts Pediatric Personal Care	Delaware
PA	150 East Pennsylvania Avenue	Downingtown, PA	19335	2649	05260501	Home Health	1376780957	N/A	Chester	Pediatric Skilled Shifts Pediatric Personal Care	Chester
PA	3800 West 12th Street	Erie, PA	16505	3380	02680501	Home Health	1699014159	N/A	Erie	Adult Skilled Shifts	Crawford, Erie, Mercer, Venango, Warren
PA	3800 West 12th Street	Erie, PA	16505	3380	24283601	Home Care	-	N/A	Erie	Adult Personal Care Assistive Care State Programs	Crawford, Erie, Mercer, Venango, Warren
PA	1600 Peninsula Drive	Erie, PA	16505	4261	02680501	Home Health	1669401790	N/A	Erie	Pediatric Skilled Shifts Pediatric Personal Care	Crawford, Erie, Mercer, Venango, Warren

State	Address			Zip Ext	License Number	License Type	NPI Number	dba / Name	County Location	Services Provided	Counties Serviced
PA	525 N. 12th Street	Lemoyne, PA	17043	1245	77700501 21313601	Home Health Home Care	1710282777	N/A	Dauphin	Adult Skilled Shifts Adult Personal Care	Cumberland, Dauphin, Juniata, Perry, York
PA	1 West Broad Street	Hazleton, PA	18201	6431	02730501	Home Health	1801161120	N/A	Luzerne	Pediatric Skilled Shifts Pediatric Personal Care	Carbon, Luzerne, Montour, Northumberland, Schuylkill
PA	1116 Highway 315	Wilkes Barre, PA	18702	6943	N/A	N/A	1700219391	N/A	Luzerne	Habilitation	Berks, Carbon, Columbia, Lackawanna, Lehigh, Luzerne, Monroe, Montour, Northampton, Northumberland, Pike, Schuylkill, Snyder, Union
PA	190 West Germantown Pike	East Norriton, PA	19401	1385	N/A	N/A	1194180745	N/A	Montgomery	Habilitation	Berks, Bucks, Chester, Delaware, Montgomery, Philadelphia
PA	355 Lincoln Highway	North Versailles, PA	15137	1683	N/A	N/A	1205371564	N/A	Allegheny	Habilitation	Allegheny, Armstrong, Beaver, Butler, Cambria, Indiana, Somerset, Washington, Westmoreland

State	Address		Zip Ext	License Number	License Type	NPI Number	dba / Name	County Location	Services Provided	Counties Served	
PA	3800 West 12th Street	Erie, PA	16505	3380	N/A	N/A	1023587565	N/A	Erie	Habilitation	
PA	60 Decibel Road	State College, PA	16801	7574	N/A	N/A	1902307226	N/A	Centre	Habilitation	Blair, Centre, Clearfield, Clinton, Huntingdon, Jefferson, Juniata, Lycoming, Mifflin, Snyder, Union
PA	231 East Market Street	Blairsville, PA	15717	1120	05190501 36753601	Home Health Home Care	-	N/A	Indiana	Adult Skilled Shifts Adult Personal Care	Bedford, Blair, Cambria, Indiana, Jefferson, Somerset
PA	231 East Market Street	Blairsville, PA	15717	1120	05190501	Home Health	1598042475	N/A	Indiana	Pediatric Skilled Shifts Pediatric Personal Care	Bedford, Cambria, Indiana, Jefferson, Somerset
PA	2500 York Road	Jamison, PA	18929	1068	06810501	Home Health	1619379500	N/A	Bucks	Adult Skilled Shifts	Bucks, Montgomery
PA	700 American Avenue	King of Prussia, PA	19406	4031	12723601	Home Care	1932652906	N/A	Montgomery	Assistive Care State Programs	Chester, Montgomery
PA	1850 William Penn Way	Lancaster, PA	17601	6758	03490501	Home Health	1295776375	N/A	Lancaster	Pediatric Skilled Shifts Pediatric Personal Care	Lancaster, Lebanon, York
PA	580 Middletown Boulevard	Langhorne, PA	19047	1827	12283601	Home Care	-	N/A	Bucks	Adult Personal Care	Bucks
PA	580 Middletown Boulevard	Langhorne, PA	19047	1827	759805	Home Health	1942239082	N/A	Bucks	Adult Skilled Shifts	Bucks, Philadelphia
PA	1850 William Penn Way	Lancaster, PA	17601	6737	77700501	Home Health	1649523168	N/A	Lancaster	Adult Skilled Visits	Lancaster, Lebanon

State	Address			Zip Ext	License Number	License Type	NPI Number	dba / Name	County Location	Services Provided	Counties Served
PA	701 Bridge Street	Lehighton, PA	18235	1800	05950501	Home Health	1114187283	N/A	Carbon	Pediatric Skilled Shifts Pediatric Personal Care	Carbon, Schuylkill
PA	2310 Rothsville Road	Lititz, PA	17543	9029	01830500	Home Health	1720017650	N/A	Lancaster	Adult Skilled Shifts	Berks, Cumberland, Dauphin, Lancaster, Lebanon, York
PA	Physical: 1 Outlet Lane Mailing: 1 Outlet Lane	McElhattan, PA Lock Haven, PA	17748 17745	7815	03660501	Home Health	1760429120	N/A	Clinton	Pediatric Skilled Shifts Pediatric Personal Care	Cameron, Clinton, Potter, Tioga
PA	49 East 4th Street	Williamsport, PA	17701	6355	24353601	Home Care	1831685411	N/A	Lycoming	Assistive Care State Programs	Bradford, Centre, Clinton, Columbia, Lycoming, Montour, Northumberl and, Sullivan, Snyder, Tioga, Union
PA	49 East 4th Street	Williamsport, PA	17701	6355	04450501	Home Health	1912296567	N/A	Lycoming	Adult Skilled Shifts Adult Personal Care	Bradford, Centre, Clinton, Columbia, Lycoming, Montour, Northumberl and, Snyder, Sullivan, Tioga, Union

State	Address			Zip Ext	License Number	License Type	NPI Number	dba / Name	County Location	Services Provided	Counties Serviced
PA	1189 Highway 315	Wilkes Barre, PA	18702	6959	02730501	Home Health	1790732428	N/A	Luzerne	Pediatric Skilled Shifts Pediatric Personal Care	Luzerne
PA	1189 Highway 315	Wilkes Barre, PA	18702	6959	02730501 24293601	Home Health Home Care	1194766907	N/A	Luzerne	Adult Skilled Shifts	Columbia, Lackawanna, Luzerne, Montour, Susquehanna, Wyoming
PA	1189 Highway 315	Wilkes Barre, PA	18702	6959	24293601	Home Care	See WBS	N/A	Luzerne	Adult Personal Care Assistive Care State Programs	Columbia, Lackawanna, Luzerne, Montour, Susquehanna, Wyoming
PA	95 Highland Avenue	Bethlehem, PA	18017	9424	28223601	Home Care	-	N/A	Lehigh	Adult Personal Care	-
PA	95 Highland Avenue	Bethlehem, PA	18017	9424	04300501	Home Health	1184665168	N/A	Lehigh	Adult Skilled Shifts	Berks, Bucks, Carbon, Lehigh, Monroe, Montgomery, Northampton, Schuylkill
PA	5001 Louise Drive	Mechanicsburg, PA	17055	6912	04350501	Home Health	1013227677	N/A	Cumberland	Pediatric Skilled Shifts Pediatric Personal Care	Adams, Cumberland, Dauphin, Franklin, Perry, York
PA	100 West 6th Street	Media, PA	19063	2431	14493601	Home Care	1780955476	N/A	Delaware	Adult Personal Care	Chester, Delaware
PA	1400 N. Providence Road	Media, PA	19063	2049	06380501	Home Health	1497796544	N/A	Delaware	Adult Skilled Visits	Delaware, Montgomery

State	Address			Zip Ext	License Number	License Type	NPI Number	dba / Name	County Location	Services Provided	Counties Served
PA	354 West Lancaster Avenue	Haverford, PA	19041	1300	22143601	Home Care	1942710173	N/A	Montgomery	Adult Personal Care	Chester, Delaware, Montgomery
PA	1777 Sentry Parkway West	Blue Bell, PA	19422	2227	06570501	Home Health	1841227428	N/A	Montgomery	Adult Skilled Visits	Chester, Montgomery
PA	3409 West Chester Pike	Newtown Square, PA	19073	4290	759805	Home Health	1003853656	N/A	Delaware	Adult Skilled Shifts	Delaware, Montgomery
PA	355 Lincoln Highway	North Versailles, PA	15137	1683	07210501	Home Health	1376909994	N/A	Allegheny	Adult Skilled Shifts	Allegheny, Armstrong, Beaver, Butler, Fayette, Greene, Lawrence, Washington, Westmoreland
PA	355 Lincoln Highway	North Versailles, PA	15137	1683	24323601	Home Care	-	N/A	Allegheny	Adult Personal Care	Allegheny, Armstrong, Beaver, Butler, Fayette, Greene, Washington, Westmoreland
PA	1325 Morris Drive	Chesterbrook, PA	19087	4320	03430501	Home Health	1083655062	N/A	Chester	Pediatric Skilled Shifts Pediatric Personal Care	Chester, Montgomery
PA	100 Schaeffer Street	Boyertown, PA	19512	1051	17411601	Hospice Care	1669981155	AYADA Hospice	Berks	Hospice	Berks, Bucks, Lehigh, Montgomery, Northampton

State	Address			Zip Ext	License Number	License Type	NPI Number	dba / Name	County Location	Services Provided	Counties Serviced
PA	100 N. 20th Street	Philadelphia, PA	19103	1454	12393601	Home Care	1952323966	N/A	Philadelphia	Adult Personal Care Assistive Care State Programs	Philadelphia
PA	529 Seven Bridge Road	East Stroudsburg, PA	18301	7937	17791601	Hospice Care	1437500956	AYADA Hospic	Monroe	Hospice	Carbon, Monroe, Lackawanna, Luzerne
PA	1528 Walnut Street	Philadelphia, PA	19102	3609	12193601	Home Care	-	N/A	Philadelphia	Adult Personal Care	Philadelphia
PA	1528 Walnut Street	Philadelphia, PA	19102	3609	759805	Home Health	1124069158	N/A	Philadelphia	Adult Skilled Shifts	Philadelphia
PA	2133 Arch Street	Philadelphia, PA	19103	1350	04940501	Home Health	1699092726	N/A	Philadelphia	Pediatric Skilled Shifts	Philadelphia
PA	300 Oxford Drive	Monroeville, PA	15146	2361	77630501	Home Health	1861423329	N/A	Allegheny	Pediatric Skilled Shifts & Visits Pediatric Personal Care	Allegheny, Fayette, Greene, Washington, Westmoreland
PA	1400 N. Providence Road	Media, PA	19063	2055	17411601	Hospice Care	1699079335	AYADA Hospic	Delaware	Hospice	Chester, Delaware & Philadelphia
PA	7600 Central Avenue	Philadelphia, PA	19111	2442	723105	Home Health	1780161380	N/A	Philadelphia	Adult Skilled Visits	Philadelphia
PA	3565 Route 611	Bartonsville, PA	18321	7800	03450501	Home Health	1821233578	N/A	Monroe	Pediatric Skilled Shifts Pediatric Personal Care	Monroe, Pike, Wayne
PA	400 Southpointe Boulevard	Canonsburg, PA	15317	8548	77630501	Home Health	1821503327	N/A	Washington	Pediatric Skilled Shifts Pediatric Personal Care	Allegheny, Greene, Washington

State	Address			Zip Ext	License Number	License Type	NPI Number	dba / Name	County Location	Services Provided	Counties Serviced
PA	1020 N. Delaware Avenue	Philadelphia, PA	19125	4334	764305	Home Health	1033150065	N/A	Philadelphia	Adult Skilled Visits	Philadelphia
PA	100 N. 20th Street	Philadelphia, PA	19103	1454	12163601	Home Care	1932120904	N/A	Philadelphia	Adult Personal Care Assistive Care State Programs	Philadelphia
PA	2370 York Road	Jamison, PA	18929	1031	17411601	Hospice Care	1477904993	AYADA Hospice	Bucks	Hospice	Bucks, Montgomery
PA	100 North 20th Street	Philadelphia, PA	19103	7417	12293601	Home Care	1326079807	N/A	Philadelphia	Assistive Care State Programs	Philadelphia
PA	40 Berkshire Court	Reading, PA	19610	1224	21623601	Home Care	1073805768	N/A	Berks	Adult Personal Care	Berks, Chester, Lancaster, Montgomery
PA	320 Abington Drive	Reading, PA	19610	1898	03490501	Home Health	1710928726	N/A	Berks	Pediatric Skilled Shifts Pediatric Personal Care	Berks, Lebanon
PA	Bucks Mill at Perkiomen Creek	Sellersville, PA	18960	2524	03060501	Home Health	1710200175	N/A	Bucks	Pediatric Skilled Shifts Pediatric Personal Care	Bucks, Montgomery
PA	8 West Snyder Street	Selinsgrove, PA	17870	1504	04440501	Home Health	1750680880	N/A	Snyder	Pediatric Skilled Shifts Pediatric Personal Care	Juniata, Snyder, Union
PA	2123 East College Avenue	State College, PA	16801	7280	04460501	Home Health	1366736589	N/A	Centre	Pediatric Skilled Shifts Pediatric Personal Care	Blair, Centre, Clearfield, Huntingdon, Mifflin

State	Address			Zip Ext	License Number	License Type	NPI Number	dba / Name	County Location	Services Provided	Counties Served
PA	612 Main Street	Towanda, PA	18848	1614	04170501	Home Health	1013051184	N/A	Bradford	Pediatric Skilled Shifts Pediatric Personal Care	Bradford, Sullivan
PA	630 Fitzwatertown Road	Willow Grove, PA	19090	1928	27493601	Home Care	1750302535	N/A	Montgomery	Adult Personal Care	Bucks, Montgomery
PA	630 Fitzwatertown Road	Willow Grove, PA	19090	1928	03060501	Home Health	1750312666	N/A	Montgomery	Pediatric Skilled Shifts	Bucks, Montgomery
PA	209 East Third Street	Williamsport, PA	17701	6620	04260501	Home Health	1891000659	N/A	Lycoming	Pediatric Skilled Shifts Pediatric Personal Care	Lycoming, Sullivan
PA	2080 North Township Boulevard	Pittston, PA	18640	3547	767505	Home Health	1619901527	N/A	Luzerne	Adult Skilled Visits IV Therapy Limited Pediatric Visits	Lackawanna, Luzerne, Monroe, Susquehanna, Wayne
RI	171 Service Avenue	Warwick, RI	02886	1080	HNC02278-01	Home Nursing Care	1912946898	N/A	Providence	Adult Personal Care Pediatric Personal Care	Bristol, Kent, Newport, Providence, Washington
RI	171 Service Avenue	Warwick, RI	02886	1080	HNC02278-01	Home Nursing Care	1912946898	N/A	Providence	Adult & Pediatric Skilled Shifts	Bristol, Kent, Newport, Providence, Washington
RI	171 Service Avenue	Warwick, RI	02886	1080	HNC02278-01	Home Nursing Care	1912946898	N/A	Providence	Assistive Care State Programs	Bristol, Kent, Newport, Providence, Washington

State	Address			Zip Ext	License Number	License Type	NPI Number	dba / Name	County Location	Services Provided	Counties Serviced
RI	260 West Exchange Street	Providence, RI	02903	1000	HNC02278	Home Nursing Care	1598796476	N/A	Providence	Adult Skilled Visits	Bristol, Kent, Newport, Providence, Washington
SC	505 Belle Hall Parkway	Mount Pleasant, SC	29464	8326	IHCP-0261	Home Care	1073997664	BAYADA Home Care - Mount Pleasant	Charleston	Adult & Pediatric Skilled Shifts	Beaufort, Berkley, Charleston, Colleton, Dillon, Dorchester, Georgetown, Hampton, Horry, Jasper, Marion, Marlboro
SC	900 Elmwood Avenue	Columbia, SC	29201	2058	IHCP-0186	Home Care	1225426596	BAYADA Home Care - Columbia	Richland	Adult Skilled Shifts Adult Personal Care	Aiken, Allendale, Bamberg, Barnwell, Calhoun, Clarendon, Darlington, Edgefield, Florence, Kershaw, Lee, Lexington, Newberry, Orangeburg, Richland, Saluda, Sumter, Williamsburg
SC	454 South Anderson Road	Rock Hill, SC	29730	3392	HHA-0331	Home Health Agency	1861910234	BAYADA Home Health Care - Rock Hill	York	Adult Skilled Visits	Lancaster, York
SC	454 South Anderson Road	Rock Hill, SC	29730	3392	IHCP-0165	Home Care	1730425430	BAYADA Home Care - Rock Hill	York	Adult & Pediatric Skilled Shifts	Chester, Chesterfield, Fairfield, Lancaster, Union, York

State	Address		Zip Ext	License Number	License Type	NPI Number	dba / Name	County Location	Services Provided	Counties Served	
SC	25 Woods Lake Road	Greenville, SC	29607	2767	IHCP-0208	Home Care	1891173845	BAYADA Home Care - Greenville	Greenville	Adult Skilled Shifts Adult Personal Care	Abbeville, Anderson, Cherokee, Greenville, Greenwood, Laurens, McCormick, Oconee, Pickens, Spartanburg
VA	6066 Leesburg Pike	Falls Church, VA	22041	2240	HCO-1486	Home Care Organization	1528435781	N/A	Fairfax	Facilities (visits)	Alexandria City, Arlington, Fairfax, Fairfax City, Falls Church City, Frederick, Loudoun, Prince William, Spotsylvania
VA	263 McLaws Circle	Williamsburg , VA	23185	5674	Exemption	N/A	1174850994	N/A	James City	Adult Personal Care	Gloucester, Hampton City, Henrico, James City, King William, New Kent, Newport News City, Poquoson City, Williamsburg City, York

State	Address			Zip Ext	License Number	License Type	NPI Number	dba / Name	County Location	Services Provided	Counties Serviced
VT	194 North Street	Bennington, VT	05201	1874	VT: N/A NH: 03376	VT: State Designation NH: Home Health Care	1891097614	N/A	Bennington	Adult Skilled Shifts Adult Personal Care	Bennington ----- ----- ----- MA: Berkshire
VT	194 North Street	Bennington, VT	05201	1874	VT: N/A NH: 03376	VT: State Designation NH: Home Health Care	1891097614	N/A	Bennington	Adult Skilled Visits	Bennington
VT	28 Vernon Street	Brattleboro, VT	05301	3668	VT: N/A NH: 03376	VT: State Designation NH: Home Health Care	1235431057	N/A	Windham	Adult & Pediatric Skilled Shifts Adult & Pediatric Personal Care	Windham, Windsor ----- ----- ----- NH: Cheshire, Sullivan
VT	28 Vernon Street	Brattleboro, VT	05301	3668	VT: N/A NH: 03376	VT: State Designation NH: Home Health Care	1235431057	N/A	Windham	Adult Skilled Visits	Windham, Windsor
VT	2 South Main Street	Rutland, VT	05701	4262	VT: N/A NH: 03376	VT: State Designation NH: Home Health Care	1861794687	N/A	Rutland	Adult Skilled Visits	Addison, Rutland, Windsor
VT	2 South Main Street	Rutland, VT	05701	4262	VT: N/A NH: 03376	VT: State Designation NH: Home Health Care	1861794687	N/A	Rutland	Adult & Pediatric Skilled Shifts	Addison, Rutland, Windsor ----- ----- ----- NH: Grafton, Sullivan

State	Address			Zip Ext	License Number	License Type	NPI Number	dba / Name	County Location	Services Provided	Counties Served
VT	2 South Main Street	Rutland, VT	05701	4262	VT: N/A NH: 03376	VT: State Designation NH: Home Health Care	1861794687	N/A	Rutland	Adult & Pediatric Personal Care	Addison, Rutland, Windsor ----- ----- ----- NH: Grafton, Sullivan
VT	600 Blair Park	Williston, VT	05495	7589	VT: N/A NH: 03376	VT: State Designation NH: Home Health Care	1114229937	N/A	Chittenden	Adult & Pediatric Skilled Visits	Caledonia, Chittenden, Essex, Franklin, Grand Isle, Lamoille, Orange, Orleans, Washington
VT	600 Blair Park	Williston, VT	05495	7589	VT: N/A NH: 03376	VT: State Designation NH: Home Health Care	1114229937	N/A	Chittenden	Adult Skilled Shifts Adult Personal Care	Caledonia, Chittenden, Essex, Franklin, Grand Isle, Lamoille, Orange, Orleans, Washington
VT	205 Billings Farm Road	White River Junction, VT	05001	5400	VT: N/A NH: 03376	VT: State Designation NH: Home Health Care	1063963148	N/A	Windsor	Adult Skilled Visits	Orange, Windsor ----- ----- NH: Grafton, Merrimack, Sullivan

State	Address		Zip Ext	License Number	License Type	NPI Number	dba / Name	County Location	Services Provided	Counties Served
VT	2517 Shelburne Road	Shelburne, VT	05482	6786	VT: N/A NH: 03795	VT: State Designation NH: Hospice	1780911511	AYADA Hospic Chittenden	Hospice	Entire State ----- NH: Cheshire, Coos, Grafton, Merrimack, Sullivan
VT	190 South Main Street	Rutland, VT	05701	4812	VT: N/A NH: 03795	VT: State Designation NH: Hospice	1780911511	AYADA Hospic Rutland	Hospice	Entire State ----- NH: Cheshire, Coos, Grafton, Merrimack, Sullivan
VT	Physical: 316 Main Street Mailing: PO Box 1590	Norwich, VT Norwich, VT	05055	4428	VT: N/A NH: 03795	VT: State Designation NH: Hospice	1780911511	AYADA Hospic Windsor	Hospice	Entire State ----- NH: Belknap, Carroll, Cheshire, Coos, Grafton, Hillsborough, Merrimack, Rockingham, Strafford, Sullivan

State	Address		Zip Ext	License Number	License Type	NPI Number	dba / Name	County Location	Services Provided	Counties Served
VT	Physical: 316 Main Street Mailing: PO Box 1590	Norwich, VT Norwich, VT	05055 4428	VT: N/A NH: 03795	VT: State Designation NH: Hospice	1780911511	AYADA Hospice	Windsor	Hospice	Entire State ----- NH: Cheshire, Coos, Grafton, Merrimack, Sullivan
VT	1222 Putney Road	Brattleboro, VT	05301 9000	VT: N/A NH: 03795	VT: State Designation NH: Hospice	1780911511	AYADA Hospice	Windham	Hospice	Entire State ----- NH: Belknap, Carroll, Cheshire, Coos, Grafton, Hillsborough, Merrimack, Rockingham, Strafford, Sullivan

**Programmatic Attachment C: Merakey Affiliations
Project #182282 BAYADA Home Health Care, Inc.**

State	Agency	Type of State License	State License Number	Address
LA	Louisiana Department of Health, Health Standards Section	Behavioral Health Services Provider License	2203783638	Merakey Pennsylvania – New Orleans 3303-3 Tulane Avenue New Orleans, LA 70112
LA	Louisiana Department of Health, Health Standards Section	Behavioral Health Service	2203783126	Merakey Pennsylvania – Alexandria 4606 Lee Street Alexandria, LA 71302
LA	Louisiana Department of Health, Health Standards Section	Behavioral Health Service	2203783450	Merakey Pennsylvania – Hammond 44617 S. Airport Road, Suites C & D Hammond, LA 70401
LA	Louisiana Department of Health, Health Standards Section	Behavioral Health Service	2203783246	Merakey Pennsylvania – Baton Rouge 711 Colonial Drive, Suite D Baton Rouge, LA 70806
LA	Louisiana Department of Health, Health Standards Section	Behavioral Health Service	2203783335	Merakey Pennsylvania – Lafayette 106 Heymann Blvd. Lafayette, LA 70503
LA	Louisiana Department of Health, Health Standards Section	Behavioral Health Service	2203783123	Merakey Pennsylvania – Lake Charles 2110 Oak Park Blvd. Lake Charles, LA 70601
LA	Louisiana Department of Health, Health Standards Section	Behavioral Health Service	2203784169	Merakey Pennsylvania – Monroe 1808 Glenmar Avenue Monroe, LA 71201
LA	Louisiana Department of Health, Health Standards Section	Behavioral Health Service	2203783372	Merakey Pennsylvania – Shreveport 3341 Youree Drive, Suite 205 Shreveport, LA 71166
LA	Louisiana Department of Health, Health Standards Section	Behavioral Health Service	2203783506	Merakey Pennsylvania – Thibodaux 303 Hickory Street Thibodaux, LA 70301
PA	Pennsylvania Department of Human Services	Certificate of Compliance/License to provide Assertive Community Treatment	142590	800 Chester Pike Sharon Hill, PA 79079
PA	Pennsylvania Department of Human Services	Certificate of Compliance/License to provide Assertive Community Treatment	224800	912 Main Street Stroudsburg, PA 18360
PA	Pennsylvania Department of Human Services	Certificate of Compliance/License to provide Assertive Community Treatment	446050	260 Ohio River Blvd. Baden, PA 15005
PA	Pennsylvania Department of Human Services	Certificate of Compliance/License to provide Assertive Community Treatment	445850	665 Rodi Road Pittsburg, PA 15235
PA	Pennsylvania Department of Human Services	Certificate of Compliance/License to provide Assertive Community Treatment	329280	1801 North Front Street Harrisburg, PA 17102
PA	Pennsylvania Department of Human Services	Certificate of Compliance/License to provide Assertive Community Treatment	225180	3864 Adler Place Bethlehem, PA 18017
PA	Pennsylvania Department of Human Services	Comm. Res. Rehab Host Home Services for Children	104590	2506 North Broad Street Colmar, PA 18915
PA	Pennsylvania Department of Human Services	Comm. Res. Rehab Host Home Services for Children	243280	3864 Adler Place Bethlehem, PA 18017
PA	Pennsylvania Department of Human Services	Comm. Res. Rehab Host Home Services for Children	305350	166 South Main Street Chambersburg, PA 17201
PA	Pennsylvania Department of Human Services	Comm. Res. Rehab Host Home Services for Children	308040	25 Rothermal Drive, Suite A Yeagertown, PA 17099
PA	Pennsylvania Department of Human Services	Comm. Res. Rehab Host Home Services for Children	204530	912 Main Street, Suite 202 Stroudsburg, PA 18360
PA	Pennsylvania Department of Human Services	Comm. Res. Rehab Host Home Services for Children	313500	100 Cameron Street Harrisburg, PA 17101

Programmatic Attachment C: Merakey Affiliations
Project #182282 BAYADA Home Health Care, Inc.

PA	Pennsylvania Department of Human Services	Comm. Res. Rehab Host Home Services for Children	412220	25 E. Park Avenue, Suite 8 Dubois, PA 15801
PA	Pennsylvania Department of Human Services	Comm. Res. Rehab Host Home Services for Children	415960	898 Park Avenue, Suite 12 Meadville, PA 16335
PA	Pennsylvania Department of Human Services	Comm. Res. Rehab Host Home Services for Children	217710	3020 Penn Avenue, First Floor West Lawn, PA 19609
PA	Pennsylvania Department of Human Services	Comm. Res. Rehab Host Home Services for Children	359920	615 Howard Ave., Suite 216 Altoona, PA 16601
PA	Pennsylvania Department of Human Services	Comm. Res. Rehab Host Home Services for Children	216820	703 S. Elmer Avenue, Suite 115 Sayre, PA 18840
PA	Pennsylvania Department of Human Services	Comm. Res. Rehab Host Home Services for Children	304390	140 Pennsylvania Ave. Sunbury, PA 17801
PA	Pennsylvania Department of Human Services	Comm. Res. Rehab Host Home Services for Children	204520	One Norwegian Plaza, Suite 200 Pottsville, PA 17901
PA	Pennsylvania Department of Human Services	Comm. Res. Rehab Host Home Services for Children	405050	1075 Waterdam Plaza Drive McMurray, PA 15317
PA	Pennsylvania Department of Human Services	Comm. Res. Rehab Host Home Services for Children	320280	651 Albright Ave. York, PA 17404
PA	Pennsylvania Department of Human Services	Certificate of Compliance/License for Comm. Res. Rehab Host Home Services for Adults	114750	131 Thunder Circle Bensalem, PA 19020
PA	Pennsylvania Department of Human Services	Certificate of Compliance/License for Comm. Res. Rehab Host Home Services for Adults	114750	3228 Bristol Road Bensalem, PA 19020
PA	Pennsylvania Department of Human Services	Certificate of Compliance/License for Comm. Res. Rehab Host Home Services for Adults	179020	914 South Avenue E 31 Secane, PA 19018
PA	Pennsylvania Department of Human Services	Certificate of Compliance/License for Comm. Res. Rehab Host Home Services for Adults	179020	312 Crozerville Road Aston, PA 19014
PA	Pennsylvania Department of Human Services	Certificate of Compliance/License for Comm. Res. Rehab Host Home Services for Adults	179020	914 South Avenue, Building F Secane, PA 19018
PA	Pennsylvania Department of Human Services	Certificate of Compliance/License for Comm. Res. Rehab Host Home Services for Adults	179020	914 South Avenue, Building G Secane, PA 19018
PA	Pennsylvania Department of Human Services	Certificate of Compliance/License for Comm. Res. Rehab Host Home Services for Adults	179020	914 South Avenue, Building D Secane, PA 19018
PA	Pennsylvania Department of Human Services	Certificate of Compliance/License for Comm. Res. Rehab Host Home Services for Adults	179020	914 South Avenue, Building E Secane, PA 19018
PA	Pennsylvania Department of Human Services	Certificate of Compliance/License for Comm. Res. Rehab Host Home Services for Adults	179020	914 South Avenue, Building F Secane, PA 19018
PA	Pennsylvania Department of Human Services	Certificate of Compliance/License for Comm. Res. Rehab Host Home Services for Adults	179020	1 East Sylvan Avenue Rutledge, PA 19070
PA	Pennsylvania Department of Human Services	Certificate of Compliance/License for Comm. Res. Rehab Host Home Services for Adults	179020	914 South Avenue, Building A Secane, PA 19018
PA	Pennsylvania Department of Human Services	Certificate of Compliance/License for Comm. Res. Rehab Host Home Services for Adults	126430	217 Linton Street Philadelphia, PA 19120
PA	Pennsylvania Department of Human Services	Certificate of Compliance/License for Comm. Res. Rehab Host Home Services for Adults	126430	4700 Wissahickon Ave., Suite 100 Philadelphia, PA 19144
PA	Pennsylvania Department of Human Services	Certificate of Compliance/License for Comm. Res. Rehab Host Home Services for Adults	102960	400 North Broad Street Lansdale, PA 19446
PA	Pennsylvania Department of Human Services	Certificate of Compliance/License for Comm. Res. Rehab Host Home Services for Adults	102960	110 Bethlehem Pike Colmar, PA 18915
PA	Pennsylvania Department of Human Services	Certificate of Compliance/License for Comm. Res. Rehab Host Home Services for Adults	209280	126 Arlene Drive Effort, PA 18330
PA	Pennsylvania Department of Human Services	Certificate of Compliance/License for Comm. Res. Rehab Host Home Services for Adults	209280	603 Route 209 Stroudsburg, PA 18360
PA	Pennsylvania Department of Human Services	Certificate of Compliance/License for Comm. Res. Rehab Host Home Services for Adults	209280	912 North Main Street Stroudsburg, PA 18360
PA			330130	1801 North Front Street

Programmatic Attachment C: Merakey Affiliations
Project #182282 BAYADA Home Health Care, Inc.

	Pennsylvania Department of Human Services	Certificate of Compliance/License for Comm. Res. Rehab Host Home Services for Adults		Harrisburg, PA 17102
PA	Pennsylvania Department of Human Services	Certificate of Compliance/License for Comm. Res. Rehab Host Home Services for Adults	332550	5011 Royal Avenue Harrisburg, PA 17111
PA	Pennsylvania Department of Human Services	Certificate of Compliance/License for Comm. Res. Rehab Host Home Services for Adults	354620	1801 North Front Street Harrisburg, PA 17102
PA	Pennsylvania Department of Human Services	Certificate of Compliance/License for Comm. Res. Rehab Host Home Services for Adults	311190	46 East Pomfret Street Carlisle, PA 17013
PA	Pennsylvania Department of Human Services	Certificate of Compliance/License for Comm. Res. Rehab Host Home Services for Adults	311190	65 West Louthur Street Carlisle, PA 17013
PA	Pennsylvania Department of Human Services	Certificate of Compliance/License for Comm. Res. Rehab Host Home Services for Adults	31190	33 State Avenue Carlisle, PA 17013
PA	Pennsylvania Department of Human Services	Certificate of Compliance/License for Comm. Res. Rehab Host Home Services for Adults	227260	637 11 th Avenue Bethlehem, PA 18018
PA	Pennsylvania Department of Human Services	Certificate of Compliance/License for Comm. Res. Rehab Host Home Services for Adults	203620	209 S. Tulpehocken Street Pine Grove, PA 17963
PA	Pennsylvania Department of Human Services	Certificate of Compliance/License for Comm. Res. Rehab Host Home Services for Adults	100450	121 West Tulpehocken Street Philadelphia, PA 19144
PA	Pennsylvania Department of Human Services	Certificate of Compliance/License for Comm. Res. Rehab Host Home Services for Adults	100450	613 Elkins Avenue Philadelphia, PA 19120
PA	Pennsylvania Department of Human Services	Certificate of Compliance/License for Comm. Res. Rehab Host Home Services for Adults	100450	1106 Longshore Avenue Philadelphia, PA 19111
PA	Pennsylvania Department of Human Services	Certificate of Compliance/License for Comm. Res. Rehab Host Home Services for Adults	100450	10210 W. Keswick Road Philadelphia, PA 19120
PA	Pennsylvania Department of Human Services	Certificate of Compliance/License for Comm. Res. Rehab Host Home Services for Adults	100450	243 West Schoolhouse Lane Philadelphia, PA 19144
PA	Pennsylvania Department of Human Services	Certificate of Compliance/License for Comm. Res. Rehab Host Home Services for Adults	100450	314 East Wister Street Philadelphia, PA 19144
PA	Pennsylvania Department of Human Services	Certificate of Compliance/License for Comm. Res. Rehab Host Home Services for Adults	100450	1532 Champlost Avenue Philadelphia, PA 19141
PA	Pennsylvania Department of Human Services	Certificate of Compliance/License for Comm. Res. Rehab Host Home Services for Adults	100450	4501 East Fisher Lane Philadelphia, PA 19124
PA	Pennsylvania Department of Human Services	Certificate of Compliance/License for Comm. Res. Rehab Host Home Services for Adults	100450	27 East Mt. Airy Avenue Philadelphia, PA 19119
PA	Pennsylvania Department of Human Services	Certificate of Compliance/License for Comm. Res. Rehab Host Home Services for Adults	100450	351 Magee Street Philadelphia, PA 19111
PA	Pennsylvania Department of Human Services	Certificate of Compliance/License for Comm. Res. Rehab Host Home Services for Adults	100450	7323 Rockwell Ave., Apt. B Philadelphia, PA 19111
PA	Pennsylvania Department of Human Services	Certificate of Compliance/License for Comm. Res. Rehab Host Home Services for Adults	100450	237 West Schoolhouse Lane Philadelphia, PA 19144
PA	Pennsylvania Department of Human Services	Certificate of Compliance/License for Comm. Res. Rehab Host Home Services for Adults	100450	305 Chestnut Hill Avenue Philadelphia, PA 19118
PA	Pennsylvania Department of Human Services	Certificate of Compliance/License for Child Residential and Day Treatment Facility	209170	Merakey Pennsylvania 660 E. Emmaus Ave. Allentown, PA 18103
PA	Pennsylvania Department of Human Services	Certificate of Compliance/License for Family Based Services	114740	600 Louis Drive, Suite 207 Warminster, PA 18974
PA	Pennsylvania Department of Human Services	Certificate of Compliance/License for Family Based Services	102081	503 North Walnut Street Kennett Square, PA 19348
PA	Pennsylvania Department of Human Services	Certificate of Compliance/License for Family Based Services	119080	2506 N. Broad Street, Suite 201 Colmar, PA 19815
PA	Pennsylvania Department of Human Services	Certificate of Compliance/License for Family Based Services	212800	3864 Alder Place Bethlehem, PA 18018
PA	Pennsylvania Department of Human Services	Certificate of Compliance/License for Family Based Services	217270	912 Main Street, Second Floor Stroudsburg, PA 18360

Programmatic Attachment C: Merakey Affiliations
Project #182282 BAYADA Home Health Care, Inc.

PA	Pennsylvania Department of Human Services	Certificate of Compliance/License for Family Based Services	324380	25 Rothermel Drive, Suite A Yeagertown, PA 17099
PA	Pennsylvania Department of Human Services	Certificate of Compliance/License for Family Based Services	324380	10517 Raystown Road Huntingdon, PA 16652
PA	Pennsylvania Department of Human Services	Certificate of Compliance/License for Family Based Services	324380	14 Industrial Circle Mifflintown, PA 17059
PA	Pennsylvania Department of Human Services	Certificate of Compliance/License for Family Based Services	332330	1400 Fox Hill Road State College, PA 16803
PA	Pennsylvania Department of Human Services	Certificate of Compliance/License for Family Based Services	217270	201 West Hartford Street Milford, PA 18337
PA	Pennsylvania Department of Human Services	Certificate of Compliance/License for Family Based Services	311220	33 State Avenue Carlisle, PA 17013
PA	Pennsylvania Department of Human Services	Certificate of Compliance/License for Long-Term Structured Residence	113840	900 Main Street Upland, PA 19015
PA	Pennsylvania Department of Human Services	Certificate of Compliance/License for Long-Term Structured Residence	438780	107 Cedarwood Circle Russellton, PA 15076
PA	Pennsylvania Department of Human Services	Certificate of Compliance/License for Long-Term Structured Residence	448830	106 Cedarwood Circle Russellton, PA 15076
PA	Pennsylvania Department of Human Services	Certificate of Compliance/License for Long-Term Structured Residence	441910	148 Theodore Drive Chippewa, PA 15010
PA	Pennsylvania Department of Human Services	Certificate of Compliance/License for Long-Term Structured Residence	225280	5920 Sullivan Trail Nazareth, PA 18064
PA	Pennsylvania Department of Human Services	Certificate of Compliance/License for Long-Term Structured Residence	316290	651 Albright Avenue York, PA 17404
PA	Pennsylvania Department of Human Services	Certificate of Compliance/License for Long-Term Structured Residence	183670	235 37 W Schoolhouse Lane Philadelphia, PA 19144
PA	Pennsylvania Department of Human Services	Certificate of Compliance/License to provide Outpatient Services	109740	800 Chester Pike Sharon Hill, PA 19079
PA	Pennsylvania Department of Human Services	Certificate of Compliance/License to provide Outpatient Services	101430	51 Medical Drive Lansdale, PA 19446
PA	Pennsylvania Department of Human Services	Certificate of Compliance/License to provide Outpatient Services	101430	109 Meadowbrook Avenue Hatboro, PA 19040
PA	Pennsylvania Department of Human Services	Certificate of Compliance/License to provide Outpatient Services	101430	400 North Broad Street Lansdale, PA 19446
PA	Pennsylvania Department of Human Services	Certificate of Compliance/License to provide Outpatient Services	101430	200 North Chestnut Street Lansdale, PA 19446
PA	Pennsylvania Department of Human Services	Certificate of Compliance/License to provide Outpatient Services	101430	411 Babylon Road Horsham, PA 19044
PA	Pennsylvania Department of Human Services	Certificate of Compliance/License to provide Outpatient Services	101430	1340 South Valley Forge Road Lansdale, PA 19446
PA	Pennsylvania Department of Human Services	Certificate of Compliance/License to provide Outpatient Services	101430	400 Penn Street Lansdale, PA 19446
PA	Pennsylvania Department of Human Services	Certificate of Compliance/License to provide Outpatient Services	101430	130 Spring Avenue Hatboro, PA 19040
PA	Pennsylvania Department of Human Services	Certificate of Compliance/License to provide Outpatient Services	101430	501 West Moreland Avenue Horsham, PA 19044
PA	Pennsylvania Department of Human Services	Certificate of Compliance/License to provide Outpatient Services	101430	109 Bender Road Hatboro, PA 19040
PA	Pennsylvania Department of Human Services	Certificate of Compliance/License to provide Outpatient Services	227310	912 Main Street Stroudsburg, PA 18360
PA	Pennsylvania Department of Human Services	Certificate of Compliance/License to provide Outpatient Services	318560	1100 South Cameron Street Harrisburg, PA 17104
PA	Pennsylvania Department of Human Services	Certificate of Compliance/License to provide Outpatient Services	318560	295 State Drive Elizabethville, PA 17023
PA		Certificate of Compliance/License to provide Outpatient Services	311200	33 State Avenue

Programmatic Attachment C: Merakey Affiliations
Project #182282 BAYADA Home Health Care, Inc.

	Pennsylvania Department of Human Services			Carlisle, PA 17013
PA	Pennsylvania Department of Human Services	Certificate of Compliance/License to provide Outpatient Services	222990	One Norwegian Plaza 200 Pottsville, PA 17901
PA	Pennsylvania Department of Human Services	Certificate of Compliance/License to provide Outpatient Services	227310	3864 Adler Place Bethlehem, PA 18017
PA	Pennsylvania Department of Human Services	Certificate of Compliance/License to provide Outpatient Services	222990	148 State Route 2026 Coal Township, PA 17866
PA	Pennsylvania Department of Human Services	Certificate of Compliance/License to provide Outpatient Services	311200	6077 Spring Road Shermansdale, PA 17090
PA	Pennsylvania Department of Human Services	Certificate of Compliance/License to provide Outpatient Services	123550	27 East Mount Airy Avenue Philadelphia, PA 19119
PA	Pennsylvania Department of Human Services	Certificate of Compliance/License to provide Outpatient Services	123550	11082 Knights Road Philadelphia, PA 19154
PA	Pennsylvania Department of Human Services	Certificate of Compliance/License to provide Outpatient Services	123550	20 30 Armat Street Philadelphia, PA 19144
PA	Pennsylvania Department of Human Services	Certificate of Compliance/License to provide Mental Health Partial Hospitalization	225300	5920 Sullivan Trail Nazareth, PA 18064
PA	Pennsylvania Department of Human Services	Certificate of Compliance/License to provide Mental Health Partial Hospitalization	320730	651 Albright Avenue York, PA 17404
PA	Pennsylvania Department of Human Services	Certificate of Compliance/License to provide Mental Health Partial Hospitalization	311210	33 State Avenue Carlisle, PA 17013
PA	Pennsylvania Department of Human Services	Certificate of Compliance/License to provide Mental Health Partial Hospitalization	312240	1801 North Front Street Harrisburg, PA 17102
PA	Pennsylvania Department of Human Services	Certificate of Compliance/License to provide Psychiatric Rehabilitation, Site Based Services	116660	800 Chester Pike Sharon Hill, PA 19079
PA	Pennsylvania Department of Human Services	Certificate of Compliance/License to provide Psychiatric Rehabilitation, Site Based Services	116660	620 Parkway Avenue Broomall, PA 19008
PA	Pennsylvania Department of Human Services	Certificate of Compliance/License to provide Psychiatric Rehabilitation, Site Based Services	331010	253 Penrose Place Carlisle, PA 17013
PA	Pennsylvania Department of Human Services	Certificate of Compliance/License to provide Psychiatric Rehabilitation, Site Based Services	331010	142 E King Street Shippensburg, PA 17257
PA	Pennsylvania Department of Human Services	Certificate of Compliance/License to provide Psychiatric Rehabilitation, Site Based Services	331010	104 West Main Street Mechanicsburg, PA 17055
PA	Pennsylvania Department of Human Services	Certificate of Compliance/License to provide Psychiatric Rehabilitation, Site Based Services	331010	8401 Spring Road, Suite 2 New Bloomfield, PA 17068
PA	Pennsylvania Department of Human Services	Certificate of Compliance/License to provide Psychiatric Rehabilitation, Site Based Services	136580	4700 Wissahickon Avenue Philadelphia, PA 19144
PA	Pennsylvania Department of Human Services	Certificate of Compliance/License to provide Psychiatric Rehabilitation, Site Based Services	136580	20 30 Armat Street Philadelphia, PA 19144
PA	Pennsylvania Department of Human Services	Certificate of Compliance/License to provide Psychiatric Rehabilitation, Site Based Services	136580	11082 Knights Road Philadelphia, PA 19154
PA	Pennsylvania Department of Human Services	Certificate of Compliance/License for Personal Care Home	224010	515 Delaware Avenue Bethlehem, PA 18015
PA	Pennsylvania Department of Human Services	Certificate of Compliance/License for Personal Care Home	438420	108 Cedarwood Circle Russellton, PA 15076
PA	Pennsylvania Department of Human Services	Certificate of Compliance/License for Personal Care Home	310360	1460 Peiffers Lane Steelton, PA 17113
PA	Pennsylvania Department of Human Services	Certificate of Compliance/License for Personal Care Home	321000	1071 Page Road Harrisburg, PA 17111
PA	Pennsylvania Department of Human Services	Certificate of Compliance/License for Intermediate Care Facility for Persons w/an Intellectual Disability	519750	1314 Cherry Lane Blue Bell, PA 19422
PA	Pennsylvania Department of Human Services	Certificate of Compliance/License for Intermediate Care Facility for Persons w/an Intellectual Disability	520270	6320 Joshua Road Fort Washington, PA 19034
PA			518770	970 Susquehanna Road

Programmatic Attachment C: Merakey Affiliations
Project #182282 BAYADA Home Health Care, Inc.

	Pennsylvania Department of Human Services	Certificate of Compliance/License for Intermediate Care Facility for Persons w/an Intellectual Disability		Jenkintown, PA 19046
PA	Pennsylvania Department of Human Services	Certificate of Compliance/License for Intermediate Care Facility for Persons w/an Intellectual Disability	519000	201 Gribbel Road Wyncote, PA 19095
PA	Pennsylvania Department of Human Services	Certificate of Compliance/License for Intermediate Care Facility for Persons w/an Intellectual Disability	520360	1940 Country Club Drive Huntingdon Valley, PA 19006
PA	Pennsylvania Department of Human Services	Certificate of Compliance/License for Intermediate Care Facility for Persons w/an Intellectual Disability	520510	1664 Old Welsh Road Huntingdon Valley, PA 19006
PA	Pennsylvania Department of Human Services	Certificate of Compliance/License for Intermediate Care Facility for Persons w/an Intellectual Disability	518790	3970 Buxmont Road Huntingdon Valley, PA 19006
PA	Pennsylvania Department of Human Services	Certificate of Compliance/License for Intermediate Care Facility for Persons w/an Intellectual Disability	520261	1118 South Broad Street Lansdale, PA 19446
PA	Pennsylvania Department of Human Services	Certificate of Compliance/License for Intermediate Care Facility for Persons w/an Intellectual Disability	522150	2004 Valley Road Jenkintown, PA 19046
PA	Pennsylvania Department of Human Services	Certificate of Compliance/License for Intermediate Care Facility for Persons w/an Intellectual Disability	522440	1514 Norristown Road Ambler, PA 19002
PA	Pennsylvania Department of Human Services	Certificate of Compliance/License for Intermediate Care Facility for Persons w/an Intellectual Disability	518830	20 East Ridge Avenue Telford, PA 18969
PA	Pennsylvania Department of Human Services	Certificate of Compliance/License for Intermediate Care Facility for Persons w/an Intellectual Disability	518800	748 Morning Glory Road Southampton, PA 18966
PA	Pennsylvania Department of Human Services	Certificate of Compliance/License for Intermediate Care Facility for Persons w/an Intellectual Disability	520370	1203 Yardley Road Yardley, PA 19067
PA	Pennsylvania Department of Human Services	Certificate of Compliance/License for Intermediate Care Facility for Persons w/an Intellectual Disability	518780	1110 Big Oak Road Yardley, PA 19067
PA	Pennsylvania Department of Human Services	Certificate of Compliance/License for Intermediate Care Facility for Persons w/an Intellectual Disability	518810	2100 North Crescent Blvd. Yardley, PA 19067
PA	Pennsylvania Department of Human Services	Certificate of Compliance/License for Intermediate Care Facility for Persons w/an Intellectual Disability	853030	1992 Ewings Mill Road Coraopolis, PA 15108
PA	Pennsylvania Department of Human Services	Certificate of Compliance/License for Intermediate Care Facility for Persons w/an Intellectual Disability	801380	315 West Prospect Avenue Pittsburgh, PA 15205
PA	Pennsylvania Department of Human Services	Certificate of Compliance/License for Intermediate Care Facility for Persons w/an Intellectual Disability	827540	908 Pine Hollow Road McKees Rocks, PA 15136
PA	Pennsylvania Department of Human Services	Certificate of Compliance/License for Intermediate Care Facility for Persons w/an Intellectual Disability	827550	204 Pine Drive Coraopolis, PA 15108
PA	Pennsylvania Department of Human Services	Certificate of Compliance/License for Intermediate Care Facility for Persons w/an Intellectual Disability	827520	231 Snyder Drive Coraopolis, PA 15108
PA	Pennsylvania Department of Human Services	Certificate of Compliance/License for Intermediate Care Facility for Persons w/an Intellectual Disability	827260	327 Robinson Blvd. Coraopolis, PA 15108
PA	Pennsylvania Department of Human Services	Certificate of Compliance/License for Intermediate Care Facility for Persons w/an Intellectual Disability	801740	908 Pine Hollow Road RR McKees Rocks, PA 15136
PA	Pennsylvania Department of Human Services	Certificate of Compliance/License for Intermediate Care Facility for Persons w/an Intellectual Disability	806780	1994 Ewings Mill Road Coraopolis, PA 15108
PA	Pennsylvania Department of Human Services	Certificate of Compliance/License for Intermediate Care Facility for Persons w/an Intellectual Disability	811490	345 Wiltshire Drive Moon Township, PA 15108
PA	Pennsylvania Department of Human Services	Certificate of Compliance/License for Intermediate Care Facility for Persons w/an Intellectual Disability	811530	100 Countryview Drive McKees Rocks, PA 15136
PA	Pennsylvania Department of Human Services	Certificate of Compliance/License for Intermediate Care Facility for Persons w/an Intellectual Disability	814580	233 Snyder Drive Coraopolis, PA 15108
PA	Pennsylvania Department of Human Services	Certificate of Compliance/License for Intermediate Care Facility for Persons w/an Intellectual Disability	814820	107 Evergreen Lane Moon Township, PA 15108
PA	Pennsylvania Department of Human Services	Certificate of Compliance/License for Intermediate Care Facility for Persons w/an Intellectual Disability	815420	10555 Grubbs Road Wexford, PA 15090
PA	Pennsylvania Department of Human Services	Certificate of Compliance/License for Intermediate Care Facility for Persons w/an Intellectual Disability	516090	9990 Verree Road Philadelphia, PA 19115
PA			571280	3525 Woodhaven Road

Programmatic Attachment C: Merakey Affiliations
Project #182282 BAYADA Home Health Care, Inc.

	Pennsylvania Department of Human Services	Certificate of Compliance/License for Intermediate Care Facility for Persons w/an Intellectual Disability		Philadelphia, PA 19154
PA	Pennsylvania Department of Human Services	Certificate of Compliance/License for Intermediate Care Facility for Persons w/an Intellectual Disability	571270	3222 Byberry Road Philadelphia, PA 19154
PA	Pennsylvania Department of Human Services	Certificate of Compliance/License for Intermediate Care Facility for Persons w/an Intellectual Disability	534780	6150 Woodstock Street Philadelphia, PA 19138
PA	Pennsylvania Department of Human Services	Certificate of Compliance/License for Intermediate Care Facility for Persons w/an Intellectual Disability	571260	4033 Blakiston Street Philadelphia, PA 19136
PA	Pennsylvania Department of Human Services	Certificate of Compliance/License for Intermediate Care Facility for Persons w/an Intellectual Disability	827610	1122 Ohioview Drive Extension Industry, PA 15052
PA	Pennsylvania Department of Human Services	Certificate of Compliance/License for Intermediate Care Facility for Persons w/an Intellectual Disability	827600	2517 U S Route 30 Hookstown, PA 15050
PA	Pennsylvania Department of Human Services	Certificate of Compliance/License for Intermediate Care Facility for Persons w/an Intellectual Disability	827620	1812 Barclay Hill Road Beaver, PA 15009
PA	Pennsylvania Department of Human Services	Certificate of Compliance/License for Intermediate Care Facility for Persons w/an Intellectual Disability	827640	195 Wildwood Drive Beaver, PA 15009
PA	Pennsylvania Department of Human Services	Certificate of Compliance/License for Intermediate Care Facility for Persons w/an Intellectual Disability	827510	1925 Maratta Road Aliquippa, PA 15001
PA	Pennsylvania Department of Human Services	Certificate of Compliance/License for Intermediate Care Facility for Persons w/an Intellectual Disability	827680	155 Clearview Road Aliquippa, PA 15001
PA	Pennsylvania Department of Human Services	Certificate of Compliance/License for Intermediate Care Facility for Persons w/an Intellectual Disability	827590	1302 Route 30 Clinton, PA 15026
PA	Pennsylvania Department of Human Services	Certificate of Compliance/License for Intermediate Care Facility for Persons w/an Intellectual Disability	827630	800 Galey Blvd. Beaver, PA 15009
PA	Pennsylvania Department of Human Services	Certificate of Compliance/License for Intermediate Care Facility for Persons w/an Intellectual Disability	827660	1900 Fox Avenue Beaver Falls, PA 15010
PA	Pennsylvania Department of Human Services	Certificate of Compliance/License for Intermediate Care Facility for Persons w/an Intellectual Disability	827730	3941 Patterson Road Aliquippa, PA 15001
PA	Pennsylvania Department of Human Services	Certificate of Compliance/License for Intermediate Care Facility for Persons w/an Intellectual Disability	827670	3949 Green Garden Road Aliquippa, PA 15001
PA	Pennsylvania Department of Human Services	Certificate of Compliance/License for Intermediate Care Facility for Persons w/an Intellectual Disability	811820	109 Windy Ghoul Drive Beaver, PA 15009
PA	Pennsylvania Department of Human Services	Certificate of Compliance/License for Intermediate Care Facility for Persons w/an Intellectual Disability	817780	1899 Brodhead Road Aliquippa, PA 15001
PA	Pennsylvania Department of Human Services	Certificate of Compliance/License for Intermediate Care Facility for Persons w/an Intellectual Disability	807670	363 Oregon Road Grove City, PA 16127
PA	Pennsylvania Department of Human Services	Certificate of Compliance/License for Intermediate Care Facility for Persons w/an Intellectual Disability	807630	1026 Slippery Rock Road Grove City, PA 16127
PA	Pennsylvania Department of Human Services	Certificate of Compliance/License for Intermediate Care Facility for Persons w/an Intellectual Disability	807680	3 East Gait Drive Slippery Rock, PA 16057
PA	Pennsylvania Department of Human Services	Certificate of Compliance/License for Intermediate Care Facility for Persons w/an Intellectual Disability	701640	1291 Middletown Road Hummelstown, PA 17036
PA	Pennsylvania Department of Human Services	Certificate of Compliance/License for Intermediate Care Facility for Persons w/an Intellectual Disability	707660	718 Trail Road Hummelstown, PA 17036
PA	Pennsylvania Department of Human Services	Certificate of Compliance/License for Intermediate Care Facility for Persons w/an Intellectual Disability	707610	1007 Seemore Drive Harrisburg, PA 17111
PA	Pennsylvania Department of Human Services	Certificate of Compliance/License for Intermediate Care Facility for Persons w/an Intellectual Disability	707730	880 Poplar Street Hershey, PA 17033
PA	Pennsylvania Department of Human Services	Certificate of Compliance/License for Intermediate Care Facility for Persons w/an Intellectual Disability	707710	850 Middletown Road Hummelstown, PA 17036
PA	Pennsylvania Department of Human Services	Certificate of Compliance/License for Intermediate Care Facility for Persons w/an Intellectual Disability	708680	840 Middletown Road Hummelstown, PA 17036
PA	Pennsylvania Department of Human Services	Certificate of Compliance/License for Intermediate Care Facility for Persons w/an Intellectual Disability	823850	2774 Brodhead Road Aliquippa, PA 15001
PA			801860	151 Pry Road

Programmatic Attachment C: Merakey Affiliations
Project #182282 BAYADA Home Health Care, Inc.

	Pennsylvania Department of Human Services	Certificate of Compliance/License for Intermediate Care Facility for Persons w/an Intellectual Disability		West Sunbury, PA 16061
PA	Pennsylvania Department of Human Services	Certificate of Compliance/License for Intermediate Care Facility for Persons w/an Intellectual Disability	827700	656 Centreville Pike Slippery Rock, PA 16057
PA	Pennsylvania Department of Human Services	Certificate of Compliance/License for Intermediate Care Facility for Persons w/an Intellectual Disability	827650	270 Grove City Road Slippery Rock, PA 16057
PA	Pennsylvania Department of Human Services	Certificate of Compliance/License for Intermediate Care Facility for Persons w/an Intellectual Disability	827690	429 New Castle Street Slippery Rock, PA 16057
PA	Pennsylvania Department of Human Services	Certificate of Compliance/License for Intermediate Care Facility for Persons w/an Intellectual Disability	827720	706 New Castle Street Slippery Rock, PA 16057
PA	Pennsylvania Department of Human Services	Certificate of Compliance/License for Intermediate Care Facility for Persons w/an Intellectual Disability	827530	779 Branchton Road Boyers, PA 160292
PA	Pennsylvania Department of Human Services	Certificate of Compliance/License for Intermediate Care Facility for Persons w/an Intellectual Disability	827750	337 Franklin Street Slippery Rock, PA 16057
PA	Pennsylvania Department of Human Services	Certificate of Compliance/License for Intermediate Care Facility for Persons w/an Intellectual Disability	806640	338 Centreville Pike Slippery Rock, PA 16057
PA	Pennsylvania Department of Human Services	Certificate of Compliance/License for Intermediate Care Facility for Persons w/an Intellectual Disability	807640	357 Keister Road Slippery Rock, PA 16057
PA	Pennsylvania Department of Human Services	Certificate of Compliance/License for Intermediate Care Facility for Persons w/an Intellectual Disability	807600	1211 Keister Road Slippery Rock, PA 16057
PA	Pennsylvania Department of Human Services	Certificate of Compliance/License for Intermediate Care Facility for Persons w/an Intellectual Disability	807620	189 Harmony Road Slippery Rock, PA 16057
PA	Pennsylvania Department of Human Services	Certificate of Compliance/License for Intermediate Care Facility for Persons w/an Intellectual Disability	534790	2072 East Clearfield Street Philadelphia, PA 19134
PA	Pennsylvania Department of Human Services	Certificate of Compliance/License for Intermediate Care Facility for Persons w/an Intellectual Disability	555510	1526 28 th South 5 th Street Philadelphia, PA 19147
PA	Pennsylvania Department of Human Services	Certificate of Compliance/License for Intermediate Care Facility for Persons w/an Intellectual Disability	534700	2200 06 North 51 st Street Philadelphia, PA 19131
PA	Pennsylvania Department of Human Services	Certificate of Compliance/License for Intermediate Care Facility for Persons w/an Intellectual Disability	534660	5825 Lindbergh Blvd. Philadelphia, PA 19143
PA	Pennsylvania Department of Human Services	Certificate of Compliance/License for Intermediate Care Facility for Persons w/an Intellectual Disability	502000	519 West Girard Avenue Philadelphia, PA 19122
PA	Pennsylvania Department of Human Services	Certificate of Compliance/License for Intermediate Care Facility for Persons w/an Intellectual Disability	501830	7305 07 Elmwood Avenue Philadelphia, PA 19142
PA	Pennsylvania Department of Human Services	Certificate of Compliance/License for Intermediate Care Facility for Persons w/an Intellectual Disability	502830	3169 Richmond Street Philadelphia, PA 19134
PA	Pennsylvania Department of Human Services	Certificate of Compliance/License for Intermediate Care Facility for Persons w/an Intellectual Disability	504310	3361 Frankford Avenue Philadelphia, PA 19125
PA	Pennsylvania Department of Human Services	Certificate of Compliance/License for Intermediate Care Facility for Persons w/an Intellectual Disability	824610	329 Robinson Blvd. Coraopolis, PA 15108
PA	Pennsylvania Department of Human Services	Certificate of Compliance/License for Intermediate Care Facility for Persons w/an Intellectual Disability	514260	6915 Germantown Avenue Philadelphia, PA 19119
PA	Pennsylvania Department of Human Services	Certificate of Compliance/License for Intermediate Care Facility for Persons w/an Intellectual Disability	597200	2900 Southampton Road Philadelphia, PA 19154
PA	Pennsylvania Department of Human Services	Certificate of Compliance/License for Intermediate Care Facility for Persons w/an Intellectual Disability	597200	2900 Southampton Road Philadelphia, PA 19154
PA	Pennsylvania Department of Human Services	Certificate of Compliance/License for Intermediate Care Facility for Persons w/an Intellectual Disability	597200	2900 Southampton Road Philadelphia, PA 19154
PA	Pennsylvania Department of Human Services	Certificate of Compliance/License for Intermediate Care Facility for Persons w/an Intellectual Disability	597200	2900 Southampton Road Philadelphia, PA 19154
PA	Pennsylvania Department of Human Services	Certificate of Compliance/License for Intermediate Care Facility for Persons w/an Intellectual Disability	597200	2900 Southampton Road Philadelphia, PA 19154
PA	Pennsylvania Department of Human Services	Certificate of Compliance/License for Intermediate Care Facility for Persons w/an Intellectual Disability	597200	2900 Southampton Road Philadelphia, PA 19154
PA			438870	25 East Park Avenue

Programmatic Attachment C: Merakey Affiliations
Project #182282 BAYADA Home Health Care, Inc.

	Pennsylvania Department of Human Services	Certificate of Compliance/License to provide Adoption Services Agencies.		Dubois, PA 15801
PA	Pennsylvania Department of Human Services	Certificate of Compliance/License to provide Adoption Services Agencies.	327160	10517 Raystown Road Huntingdon, PA 16652
PA	Pennsylvania Department of Human Services	Certificate of Compliance/License to provide Adoption Services Agencies.	142020	3020 Penn Ave., 1 st Floor West Lawn, PA 19609
PA	Pennsylvania Department of Human Services	Certificate of Compliance/License to provide Adoption Services Agencies.	219680	One Norwegian Plaza, 200 Pottsville, PA 17901
PA	Pennsylvania Department of Human Services	Certificate of Compliance/License to provide Adoption Services Agencies.	314070	166 South Main Street Chambersburg, PA 17201
PA	Pennsylvania Department of Human Services	Certificate of Compliance/License to provide Adoption Services Agencies.	220290	703 South Elmer Avenue, Suite 115 Sayre, PA 18840
PA	Pennsylvania Department of Human Services	Certificate of Compliance/License to provide Adoption Services Agencies.	314070	166 South Main Street Chambersburg, PA 17201
PA	Pennsylvania Department of Human Services	Certificate of Compliance/License to provide Adoption Services Agencies.	220290	703 South Elmer Avenue, Suite 115 Sayre, PA 18840
PA	Pennsylvania Department of Human Services	Certificate of Compliance/License to provide Adoption Services Agencies.	323890	615 Howard Ave., Suite 216 Altoona, PA 16601
PA	Pennsylvania Department of Human Services	Certificate of Compliance/License to provide Adoption Services Agencies.	220820	3864 Adler Place Bethlehem, PA 18017
PA	Pennsylvania Department of Human Services	Certificate of Compliance/License to provide Adoption Services Agencies.	325940	140 Pennsylvania Avenue Sunbury, PA 17801
PA	Pennsylvania Department of Human Services	Certificate of Compliance/License to provide Adoption Services Agencies.	220830	912 Main Street, Suite 202 Stroudsburg, PA 18360
PA	Pennsylvania Department of Human Services	Certificate of Compliance/License to provide Adoption Services Agencies.	326720	651 Albright Avenue York, PA 17404
PA	Pennsylvania Department of Human Services	Certificate of Compliance/License to provide Adoption Services Agencies.	325910	100 Cameron Street Harrisburg, PA 17101
PA	Pennsylvania Department of Human Services	Certificate of Compliance/License to provide Adoption Services Agencies.	438880	1075 Waterdam Plaza McMurray, PA 15317
PA	Pennsylvania Department of Human Services	Certificate of Compliance/License to provide Foster Family Care.	415340	898 Park Avenue, Suite 12 Meadville, PA 16335
PA	Pennsylvania Department of Human Services	Certificate of Compliance/License to provide Foster Family Care.	410660	25 East Park Ave., Suite 8 Dubois, PA 15801
PA	Pennsylvania Department of Human Services	Certificate of Compliance/License to provide Foster Family Care.	103880	2506 N. Broad Street, Suite 201 Colmar, PA 18915
PA	Pennsylvania Department of Human Services	Certificate of Compliance/License to provide Foster Family Care.	318110	10517 Raystown Road Huntingdon, PA 16652
PA	Pennsylvania Department of Human Services	Certificate of Compliance/License to provide Foster Family Care.	306430	166 South Main Street Chambersburg, PA 17201
PA	Pennsylvania Department of Human Services	Certificate of Compliance/License to provide Foster Family Care.	211980	One Norwegian Plaza, 200 Pottsville, PA 17901
PA	Pennsylvania Department of Human Services	Certificate of Compliance/License to provide Foster Family Care.	141990	3020 Penn Ave., 1 st Floor West Lawn, PA 19609
PA	Pennsylvania Department of Human Services	Certificate of Compliance/License to provide Foster Family Care.	217060	703 South Elmer Avenue, 115 Sayre, PA 18840
PA	Pennsylvania Department of Human Services	Certificate of Compliance/License to provide Foster Family Care.	307120	615 Howard Ave., Suite 216 Altoona, PA 16601
PA	Pennsylvania Department of Human Services	Certificate of Compliance/License to provide Foster Family Care.	312540	651 Albright Avenue York, PA 17404
PA	Pennsylvania Department of Human Services	Certificate of Compliance/License to provide Foster Family Care.	204690	912 Main Street, Suite 202 Stroudsburg, PA 18360
PA	Pennsylvania Department of Human Services	Certificate of Compliance/License to provide Foster Family Care.	317820	25 Rothermel Drive, Suite A Yeagertown, PA 17099
PA		Certificate of Compliance/License to provide Foster Family Care.	307100	140 Pennsylvania Avenue

Programmatic Attachment C: Merakey Affiliations
Project #182282 BAYADA Home Health Care, Inc.

	Pennsylvania Department of Human Services			Sunbury, PA 17801
PA	Pennsylvania Department of Human Services	Certificate of Compliance/License to provide Foster Family Care.	306590	100 Cameron Street Harrisburg, PA 17101
PA	Pennsylvania Department of Human Services	Certificate of Compliance/License to provide Foster Family Care.	208850	3864 Adler Place Bethlehem, PA 18017
PA	Pennsylvania Department of Human Services	Certificate of Compliance/License to provide Foster Family Care.	401610	1075 Waterdam Plaza Drive McMurray, PA 15317
PA	Pennsylvania Department of Human Services	Certificate of Compliance/License to provide Private Children and Youth Social Service Agencies	415330	898 Park Avenue, Suite 12 Meadville, PA 16335
PA	Pennsylvania Department of Human Services	Certificate of Compliance/License to provide Private Children and Youth Social Service Agencies	410420	25 East Park Avenue, Suite 8 Dubois, PA 15801
PA	Pennsylvania Department of Human Services	Certificate of Compliance/License to provide Private Children and Youth Social Service Agencies	103870	2506 N. Broad Street, Suite 201 Colmar, PA 18915
PA	Pennsylvania Department of Human Services	Certificate of Compliance/License to provide Private Children and Youth Social Service Agencies	141980	3020 Penn Avenue, 1 st Floor West Lawn, PA 19609
PA	Pennsylvania Department of Human Services	Certificate of Compliance/License to provide Private Children and Youth Social Service Agencies	204670	One Norwegian Plaza, 200 Pottsville, PA 17901
PA	Pennsylvania Department of Human Services	Certificate of Compliance/License to provide Private Children and Youth Social Service Agencies	306420	166 South Main Street Chambersburg, PA 17201
PA	Pennsylvania Department of Human Services	Certificate of Compliance/License to provide Private Children and Youth Social Service Agencies	318090	10517 Raystown Road Huntingdon, PA 16652
PA	Pennsylvania Department of Human Services	Certificate of Compliance/License to provide Private Children and Youth Social Service Agencies	217050	703 South Elmer Avenue, 115 Sayre, PA 18840
PA	Pennsylvania Department of Human Services	Certificate of Compliance/License to provide Private Children and Youth Social Service Agencies	307130	615 Howard Ave., Suite 216 Altoon, PA 16601
PA	Pennsylvania Department of Human Services	Certificate of Compliance/License to provide Private Children and Youth Social Service Agencies	307110	140 Pennsylvania Avenue Sunbury, PA 17801
PA	Pennsylvania Department of Human Services	Certificate of Compliance/License to provide Private Children and Youth Social Service Agencies	317830	25 Rothermel Drive, Suite A Yeagertown, PA 17099
PA	Pennsylvania Department of Human Services	Certificate of Compliance/License to provide Private Children and Youth Social Service Agencies	204680	912 Main Street, Suite 202 Stroudsburg, PA 18360
PA	Pennsylvania Department of Human Services	Certificate of Compliance/License to provide Private Children and Youth Social Service Agencies	312860	651 Albright Avenue York, PA 17404
PA	Pennsylvania Department of Human Services	Certificate of Compliance/License to provide Private Children and Youth Social Service Agencies	306600	100 Cameron Street Harrisburg, PA 17101
PA	Pennsylvania Department of Human Services	Certificate of Compliance/License to provide Private Children and Youth Social Service Agencies	208840	3864 Adler Place Bethlehem, PA 18017
PA	Pennsylvania Department of Human Services	Certificate of Compliance/License to provide Private Children and Youth Social Service Agencies	401660	1075 Waterdam Plaza Drive McMurray, PA 15317
TN	Tennessee Department of Mental Health & Substance Abuse Services	Mental Health Outpatient Facility License	1000000022893	Merakey Allos 5110 Maryland Way Suite 320 Brentwood, TN 37027
VA	Virginia Department of Behavioral Health & Developmental Services	Developmental Disability Services Provider License	374	Merakey Allos Richmond, VA (No parent address assigned to the license number applies to all behavioral health and disability facilities Merakey operates within
VA	Virginia Department of Behavioral Health & Developmental Services	Developmental Disability Group Home License (four or fewer beds)	374	Merakey Allos Lydell 8303 Lydell Road Richmond, VA 23228
VA	Virginia Department of Behavioral Health & Developmental Services	Developmental Disability Group Home License (four or fewer beds)	374	Merakey Allos Milbrae 711 Milbrae Richmond, VA 23236
VA		Developmental Disability Group Home License (four or fewer beds)	374	Merakey Allos Avalon Woods 705 Avalon Woods Ct.

Programmatic Attachment C: Merakey Affiliations
Project #182282 BAYADA Home Health Care, Inc.

	Virginia Department of Behavioral Health & Developmental Services			Virginia Beach, VA 23464
VA	Virginia Department of Behavioral Health & Developmental Services	Developmental Disability Group Home License (four or fewer beds)	374	Merakey Allos Cambridge 898 Cambridge Drive Virginia Beach, VA 23456
VA	Virginia Department of Behavioral Health & Developmental Services	Developmental Disability Group Home License (four or fewer beds)	374	Merakey Allos Coventry 264 Coventry Road Virginia Beach, VA 23462
VA	Virginia Department of Behavioral Health & Developmental Services	Developmental Disability Group Home License (four or fewer beds)	374	Merakey Allos Thalia Rd. 125 South Thalia Road Virginia Beach, VA 23456
VA	Virginia Department of Behavioral Health & Developmental Services	Developmental Disability Group Home License (five or more beds)	374	Merakey Allos Shelton Place 338 Shelton Place Aylett, VA 23009
VA	Virginia Department of Behavioral Health & Developmental Services	Developmental Disability Group Home License (five or more beds)	374	Merakey Allos Skipping Rock 3500 Skipping Rock Place Richmond, VA 23234
VA	Virginia Department of Behavioral Health & Developmental Services	Developmental Disability Group Home License (five or more beds)	374	Merakey Allos Worthington 6314 Worthington Rd. Richmond, VA 23225

Schedule 1 Attachment

BAYADA Home Health Care, Inc. (“BHHC”)

C. Enforcement Actions

Lancaster, PA – Modification of license and civil penalty assessed - Pursuant to deficiencies identified during a complaint survey completed 10/16/2014, licensure status was changed to provisional through 4/16/2015. A civil penalty of \$5,000.00 was assessed. There were no limitations placed upon the agency while operating under the provisional license. Reinstatement of the license to full status was effective 3/3/2015 pursuant to renewal licensure survey effective 3/3/15.

Glendale, AZ - HHA 6343 – In May of 2016, a civil penalty of \$900.00 was paid for failure to notify state of change of address of Home Health Agency at least 30 days prior to the move as required by AZ Licensure Regulations – Event # O20Y12.

Valparaiso, IN - In April of 2018, our Valparaiso, IN office underwent an initial licensure survey. In June of 2018, that location received a Notice of Initial Licensure Denial from the Indiana State Department of Health (“ISDH”) as a result of findings noted in the Statement of Deficiencies. BAYADA and its counsel are currently engaging in discussions with the ISDH and its counsel, after which it is hopeful the result will be the submittal of a Plan of Correction and re-survey for this location. BAYADA has two other locations in Indiana that are operational after successful licensure surveys and has every expectation that this location will also successfully obtain a license.

7. #4

In February 2016, a False Claims Act *qui tam* lawsuit was filed in the Eastern District of Pennsylvania. The United States government declined to intervene, and the case was unsealed in February 2017. An amended complaint was subsequently filed, limiting the case to three patients. BAYADA is currently litigating this case (United States of America, ex rel. Susan Class, et al. v. BAYADA Home Health Care, Inc., No. 16-680 (E.D.PA Feb. 2016)).

11. C

On approximately July 26, 2018, Bayada Home Health Care, Inc. (“BAYADA”) received a Civil Investigative Demand (“CID”) from the U.S. Department of Justice seeking documents related to three transactions to which BAYADA or one of its affiliates was a party. The CID was issued in connection with a recently initiated investigation of whether BAYADA violated the civil False Claims Act by improperly inducing patient referrals through the three transactions. BAYADA currently is working to respond to the CID and to address the substance of the underlying allegations.

BAYADA Home Health Care Litigated Claims 2012-2018

Case Name	State	Type of Filing	Date of Filing	Subject Matter	Status
Opal P. Bowles v. BAYADA	NC	Litigated-State Court	12/24/11	Client Injury	Closed
Victor Valez v. BAYADA	NJ	Litigated-State Court	01/19/12	Client Injury	Closed
Maureen Handy, Individually and as Administratrix of the Estate of Jason A. McCluskey v. BAYADA	VT	Litigated-State Court	02/23/12	Client Injury	Closed
Bonnie Thoreson v. BAYADA	MN	Litigated-State Court	3/1/2012	Wrongful Termination	Closed
Antonette Smith, an infant by her guardian ad litem, Richard Smith, and Richard Smith, individually v. BAYADA	NJ	Litigated-State Court	03/12/12	Client Injury	Closed
Barbara Angelucci v. BAYADA	NJ	Litigated-Federal Court	6/21/2012	Wrongful Termination	Closed
At Home Nursing & Therapy v. BAYADA	OH	Litigated-Federal Court	07/10/12	Breach of Contract	Closed
Patricia L. Bailey v. BAYADA	NJ	Litigated-State Court	08/08/12	Client Injury	Closed
Maggie Reid v. BAYADA	NC	Litigated-State Court	01/01/13	Client Injury	Closed
Elaine Turner, as Administratrix of the Estate of Caroline Herman, Deceased and Elaine Turner in her own right v. BAYADA	PA	Litigated-State Court	05/03/13	Client Injury	Closed
Dixon v. BAYADA	PA	Litigated-Federal Court	07/01/13	Wrongful Termination	Closed
Josephine Kalivas v. South Jersey Health System, et al.	NJ	Litigated-State Court	10/18/13	Quality of Care	Closed
Lisa Urbanski; Steven Urbanski, H/W of J.U. v. BAYADA	PA	Litigated-Federal Court	04/01/14	Client Injury	Closed
Ruth Rivera v. BAYADA	NY	Litigated-Federal Court	05/29/14	Wrongful Termination	Closed
The Estate of Lois Francis Millis, an Arizona Probate Estate by and through its Personal Representative Richard Berry; and Richard Berry, Individually as the only statutory beneficiary of Lois Millis, Deceased v. BAYADA	AZ	Litigated-State Court	07/01/14	Client Injury	Closed
John Cszasz and Donna Cszasz v. BAYADA	NJ	Litigated-State Court	07/10/14	Client Injury	Closed

BAYADA Home Health Care Litigated Claims 2012-2018

Case Name	State	Type of Filing	Date of Filing	Subject Matter	Status
Dominique Baccigalupi, through her Guardian Ad Litem, Joseph Baccigalupi v. BAYADA	NJ	Litigated-State Court	09/30/14	Client Injury	Closed
Connecticut Home Health Care v. Adam Stash & BAYADA	CT	Litigated-State Court	10/14/14	Tortious Interference	closed
Jessica Thompson, An Incapacitated Person, by David and Deborah Thompson, Guardian Ad Litem v. BAYADA	PA	Litigated-State Court	10/16/14	Client Injury	Closed
Kevin Toogood, as the Guardian under a Power of Attorney, on behalf of Carol Toogood v. BAYADA	PA	Litigated-Federal Court	01/08/15	Client Injury	Closed
Javier Figueroa v. BAYADA	NJ	Litigated-State Court	01/20/15	Wrongful Termination	Closed
Joan Figurelle as Guardian of Gregory Figurelle v. BAYADA	NJ	Litigated-State Court	01/20/15	Client Injury	Closed
Gerald Hillenbrand, individually and as Administrator of the Estate of Cheng Yen The v. BAYADA	NJ	Litigated-State Court	01/21/15	Client Injury	Closed
Joyce Williams, Individually as Personal Representative to the Estate of Odessa Moon v. BAYADA	MD	Litigated-State Court	02/02/15	Client Injury	Closed
Matthew Moyer and Tia Moyer, on behalf of Z.M., A Minor, and Matthew Moyer and Tina Moyer, Individually v. BAYADA	PA	Litigated-State Court	03/25/15	Client Injury	Closed
Brittany Ingram, on behalf of the Estate of Devaughn Autry v. BAYADA	NC	Litigated-State Court	04/14/15	Client Injury	Closed
Barbara Ryan, as guardian of Davonta Ryan v. BAYADA	RI	Litigated-State Court	04/20/15	Client Injury	Closed
Gia Graziano, an Infant by Her Guardian Ad Litem, Salvatore Graziano	NJ	Litigated-State Court	06/09/15	Client Injury	Closed
Debra Drobish v. BAYADA	FL	Litigated-Federal Court	06/25/15	Wrongful Termination	Closed
Kennett v. BAYADA	CO	Litigated-Federal Court	06/25/15	Wage and Hour	Open
Ken Stettler, Administrator of the Estate of Theresa Aumann v. BAYADA	PA	Litigated-State Court	07/13/15	Client Injury	Closed

BAYADA Home Health Care Litigated Claims 2012-2018

Case Name	State	Type of Filing	Date of Filing	Subject Matter	Status
Zachary Bird v. BAYADA	PA	Litigated-State Court	08/11/15	3rd Party Injury	Open
Robert and Frances DeMarzio, H/W v. BAYADA	NJ	Litigated-State Court	08/27/15	Client Injury	Closed
Raymond F. Schamble, Jr. and Deborah M. Schamble, his wife v. BAYADA	NJ	Litigated-State Court	09/30/15	Client Injury	Closed
Estate of Francis Genovese v. BAYADA	MA	Litigated-State Court	10/15/15	Client Injury	Closed
Vitina Crivellone v. BAYADA	NJ	Litigated-State Court	12/16/15	Client Injury	Closed
Richard Anthony Tristan v. BAYADA	CO	Litigated-State Court	01/13/16	Client Injury	Closed
Richard Butze, individually and in his capacity as the administrator of the Estate of Helen M. Butze	RI	Litigated-State Court	02/08/16	Client Injury	Closed
United States of America ex, et al. v. BAYADA	PA	Litigated-Federal Court	02/11/16	FCA	Open
Belinda Davis v. BAYADA	NJ	Litigated-Federal Court	04/19/16	Wrongful Termination	Closed
Luke Walker and Leah Walker, h/w, individually and as Administrators of the Estate of Thomas Walker v. BAYADA	PA	Litigated-State Court	04/30/16	Client Injury	Closed
Rebecca Friedman v. BAYADA	VT	Litigated-State Court	05/13/16	Wrongful Termination	Closed
Arturo Guerrero, as personal representative of the Estate of Rosa L. Barragan	AZ	Litigated-State Court	07/11/16	Client Injury	Open
Peed Pierre, et. al. v. BAYADA	PA	Litigated-State Court	08/03/16	Wage and Hour	Open
Ethan Reeves, A Minor, Individually, by and through his guardians, Erica Mattern and Jonathan Reeves v. BAYADA	PA	Litigated-State Court	08/25/16	Client Injury	Closed
John Thomas Roebuck v. BAYADA	NC	Litigated-State Court	09/08/16	Client Injury	Closed
Mark Scheivert, by and through his Guardian Winifred J. Scheivert v. BAYADA	PA	Litigated-State Court	10/17/16	Client Injury	Closed

BAYADA Home Health Care Litigated Claims 2012-2018

Case Name	State	Type of Filing	Date of Filing	Subject Matter	Status
Debbrena Morrison v. BAYADA	PA	Litigated-Federal Court	10/19/16	Wrongful Termination	Open
Lisa Weber v. BAYADA	RI	Litigated-State Court	10/24/16	Client Injury	Closed
Angie Botello v. BAYADA	NM	Litigated-Federal Court	10/28/16	Wrong Termination	Closed
Higgins v. BAYADA	CO	Litigated-Federal Court	11/30/16	Wage and Hour	Open
Jill Bradley, Individually, and as a Parent and Natural Guardian of Jaxson Shultz v. BAYADA	PA	Litigated-State Court	12/06/16	Client Injury	Open
Mary Roberson	PA	Litigated-State Court	12/14/16	Client Injury	Closed
Lisa Hardman, Parent/Guardian of Autumn Hardman v. BAYADA	GA	Litigated-State Court	01/13/17	Client Injury	Closed
Sonya Ivanovs, et. al. v. BAYADA	NJ	Litigated-Federal Court	03/15/17	Wage and Hour	Open
Freda Howe, by her husband and guardian, Leslie V. Howe v. BAYADA	VT	Litigated-State Court	03/16/17	Client Injury	Closed
Laura Jean Galligan, executrix of the Estate of Andrew Galligan, deceased v. BAYADA	NJ	Litigated-State Court	05/10/17	Client Injury	Closed
Laura McCarthy v. BAYADA	NJ	Litigated-Federal Court	07/19/17	Wrongful Termination	Open
Albert Jackson v. BAYADA	DE	Litigated-State Court	08/09/17	Client Injury	Open
Richard Jones v. BAYADA	NJ	Litigated-State Court	09/01/17	Client Injury	Closed
Dona Cash c/o Elward Cash, through Durable Power of Attorney v. BAYADA	PA	Litigated-State Court	09/13/17	Client Injury	Closed
Thomas Ciacciarelli, Administrator of the Estate of Theodora Ciacciarelli v. BAYADA	PA	Litigated-State Court	09/20/17	Client Injury	Open
Patricia Ramos, Administratrix ad Prosequendum of the Estate of Samuel Elihu Ramos v. BAYADA	NJ	Litigated-State Court	11/21/17	Client Injury	Closed
Hope Chatman v. BAYADA	PA	Litigated-State Court	03/13/18	Wrongful Termination	Open
Wendy Murphy, as personal representative of the Estate of Holly K. Seiler v. BAYADA	MA	Litigated-State Court	05/19/18	Client Injury	Open
Debra Armstrong v. BAYADA	NJ	Litigated-State Court	05/25/18	Client Injury	Open

BAYADA Home Health Care Litigated Claims 2012-2018

Case Name	State	Type of Filing	Date of Filing	Subject Matter	Status
Gusty Walter v. BAYADA	NJ	Litigated-State Court	06/14/18	Wrongful Termination	Open
Jack Marron v. BAYADA	AZ	Litigated-State Court	6/28/2018	Theft Allegation	Closed
Michael Margiotta as executor of the Estate of Patricia Venier	NJ	Litigated-State Court	07/02/18	Client Theft	Open
Donna Coldon v. BAYADA	NJ	Litigated-State Court	07/19/18	Wrongful Termination	Open
Nile Sutherland, an infant, by his guardian ad litem, Samantha McCrae v. BAYADA	NJ	Litigated-State Court	10/09/18	Client Injury	Open
Jason Spencer v. BAYADA	DE	Litigated-State Court	11/08/18	Client Injury	Open
Interim Healthcare of Pittsburgh, Inc. d/b/a Interim Healthcare of Johnstown v. BAYADA	PA	Litigated-State Court	11/09/18	Tortious Interference	Open
Victor Walthour v. BAYADA	PA	Litigated-Federal Court	11/21/18	Client Injury	Open

BHHC Adverse Actions

1. Lancaster, PA – Modification of license and civil penalty assessed - Pursuant to deficiencies identified during a complaint survey completed 10-16-2014, licensure status was changed to provisional through 4/16/2015. A civil penalty of \$5,000.00 was assessed. There were no limitations placed upon the agency while operating under the provisional license. Reinstatement of the license to full status was effective 3-3-15 pursuant to renewal licensure survey effective 3-3-15.
2. Wilmington, NC – Modification of License -Pursuant to deficiencies identified during a complaint investigation and licensure survey, licensure status was changed to provisional effective June 4, 2015 – 12/31/2015. There were no limitations placed upon the agency while operating under the provisional license. Reinstatement of license to full status was effective 9-29-15 pursuant to follow-up re-survey.
3. Glendale, AZ - HHA 6343 – In May of 2016, a civil penalty of \$900.00 was paid for failure to notify state of change of address of Home Health Agency at least 30 days prior to the move as required by AZ Licensure Regulations – Event # O20Y12.
4. Monroeville, PA - CCN 39-7763 – This location underwent a state licensure complaint survey conducted between April 3rd and May 6th, which resulted in four conditional level deficiencies, in addition to standard level deficiencies (notice received May 13, 2019). While the conditional level deficiencies indicate the agency is not in substantial compliance with the regulations that govern it, BAYADA has every belief that its Plan of Correction will be comprehensive and address and correct all stated deficiencies. In response to the preliminary report from state surveyors, multiple corrective actions including staff education and targeted clinical record review have already been implemented. A written plan of correction will be submitted on or before May 23, 2019. Resurvey by the state agency within 45 days from May 6, 2019
5. Greensboro, NC – CCN 34-7211 – This location underwent a recertification survey by the state agency on July 9-July 13, 2018, which resulted in one conditional level deficiency, in addition to standard level deficiencies (notice received July 27, 2018). While the conditional level deficiency, based on Condition of Participation CFR 484.75, Skilled Professional Services, indicates the agency is not in substantial compliance with the regulations that govern it, BAYADA submitted a comprehensive Plan of Correction that addressed all stated deficiencies. In response to the preliminary report from state surveyors, multiple corrective actions including staff education, staff remediation, home visits to review and observe staff, and targeted clinical record review have already been implemented. The written plan of correction was submitted on approximately August 6, 2018. A resurvey was conducted by the state agency on August 27 and 28, after which the agency was found in full compliance with all previously noted deficiencies.
6. Greenville, SC - License # IHCP-0208 – This location underwent an interim compliance survey on January 10, 2019, conducted by the South Carolina Department of Health and Human Services, Division of Long Term Living, specifically to review compliance with the Community Long Term Care program requirements for Personal Care II, LPN, and RN levels of care. This review resulted in compliance scores that warranted a 30-day suspension of new admissions for the RN and LPN levels and a 90-day suspension of new admissions for the Personal Care II level, all effective April 9, 2019. While this result indicated the agency was not in substantial compliance with the regulations that govern these programs, BAYADA's Plan of Correction was comprehensive, addressed and corrected all stated deficiencies, and was accepted by the State. The suspensions for all three levels of care have since expired and the provider is no longer under any restrictions.
7. Hyannis, MA – CCN 227466 - This location underwent a Medicare recertification survey by the state agency on June 12-19, 2019, which resulted in one conditional level deficiency, in addition to standard level deficiencies (notice received June 28, 2019). While the conditional level deficiency, based on Quality Assessment and Performance Improvement indicates the agency was not in substantial compliance with the regulations that govern it, BAYADA submitted a comprehensive Plan of Correction that addressed all stated deficiencies. In response to the preliminary report from state surveyors, multiple corrective actions including staff education and making significant changes to this agency's QAPI plan were implemented, which included identifying and re-educating on available data and tracking tools to be used as part of that QAPI plan, implementation of a QAPI program monitoring tool, identification of quality indicators reflective of scope/complexity of service, implementation of QAPI activities that focus on high risk, problem-prone or high volume areas and systematic documentation of QAPI activities and measurements of success and tracking performance to ensure sustained improvement. The written plan of correction was submitted on July 8, 2019. A resurvey was conducted by the state agency on August 5, 2019, after which the conditional-level deficiency was lifted with no civil money penalties assessed.