

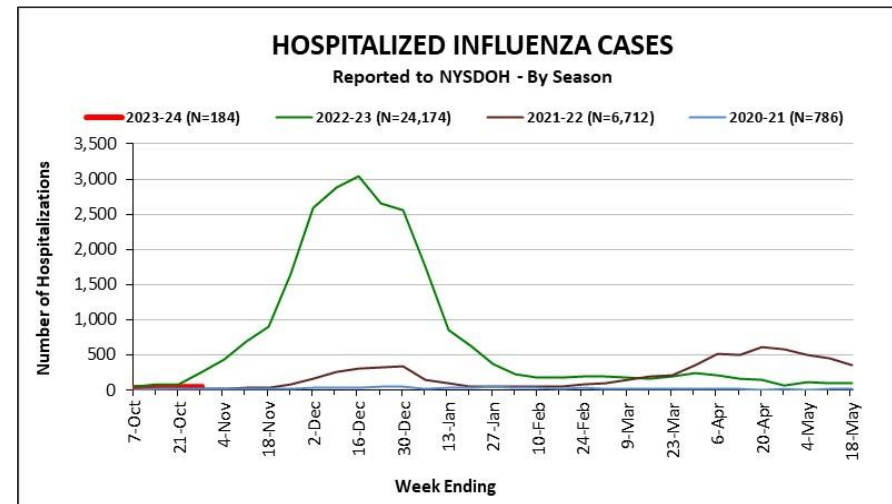
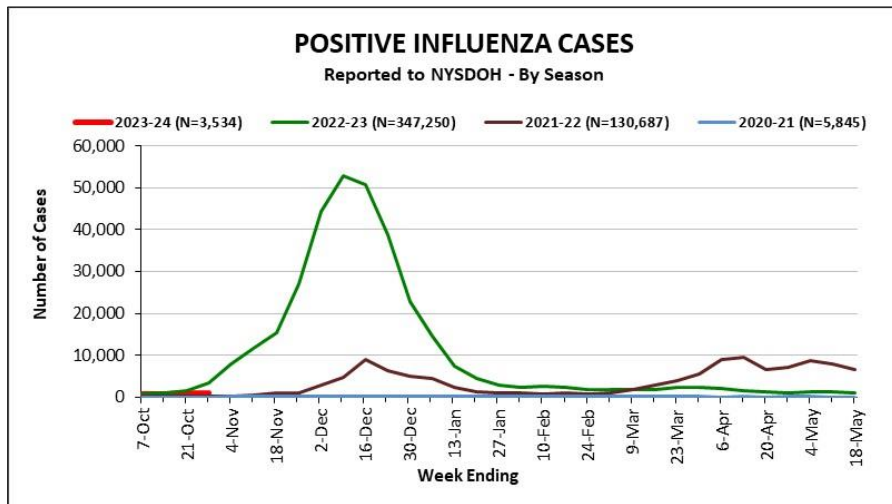
The New York State Department of Health (NYSDOH) collects, compiles, and analyzes information on influenza activity year-round in New York State (NYS) and produces this weekly report during the influenza season (October through the following May).¹

During the week ending October 28, 2023

- Influenza activity was categorized as geographically sporadic². This is the 4th consecutive week of sporadic activity reported this season.
- Laboratories tested 27,395 specimens for influenza, of which 1,090 (4%) were positive, a 20% increase in positive cases compared with the previous week.
- The number of patients hospitalized with laboratory-confirmed influenza was 55, a 2% decrease in hospitalized cases compared with the previous week.
- Of the 4,441 specimens submitted to WHO/NREVSS laboratories, 33 (0.74%) were positive. 30 were positive for influenza A and 3 for influenza B.
- The percent of patient visits for influenza-like illness (ILI³) from ILINet providers was 1.57%, below the regional baseline of 4.20%.
- There was 1 outbreak reported from hospitals and 1 outbreak reported from nursing homes. Season to date, there have been a total of 9 outbreaks reported from hospitals and nursing homes in NYS.
- No influenza-associated pediatric deaths were reported this week. There have been no influenza-associated pediatric deaths reported this season.

Laboratory-confirmed Influenza Reports and Influenza Hospitalizations (including NYC)

Clinical laboratories report weekly the number of lab-confirmed test results. Hospitals report weekly the number of hospitalized patients with laboratory-confirmed influenza. County-level data, multi-season comparison graphs, and age-related breakdown are available on the NYS Flu Tracker at <https://nyshc.health.ny.gov/web/nyapd/new-york-state-flu-tracker>.



¹ Information about influenza monitoring in New York City (NYC) is available from the NYC Department of Health and Mental Hygiene website at: <http://www.nyc.gov/html/doh/>. National influenza surveillance data is available on CDC's FluView website at <http://www.cdc.gov/flu/weekly/>.

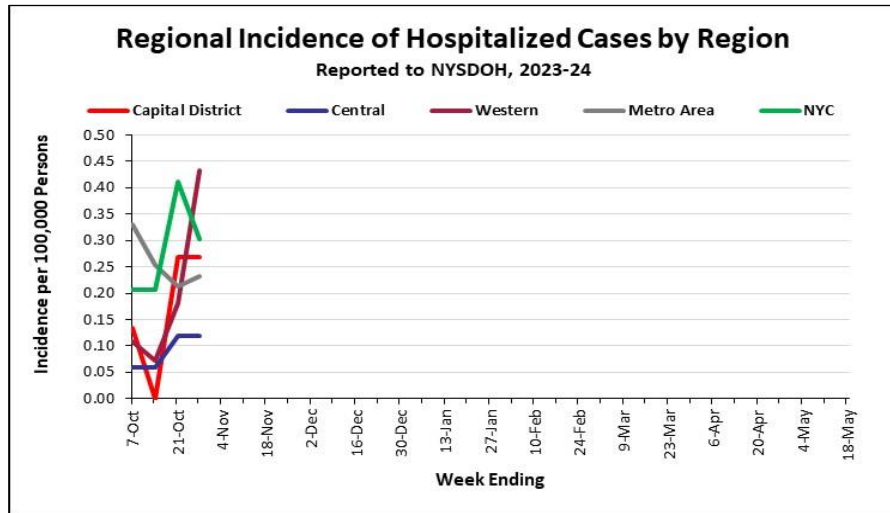
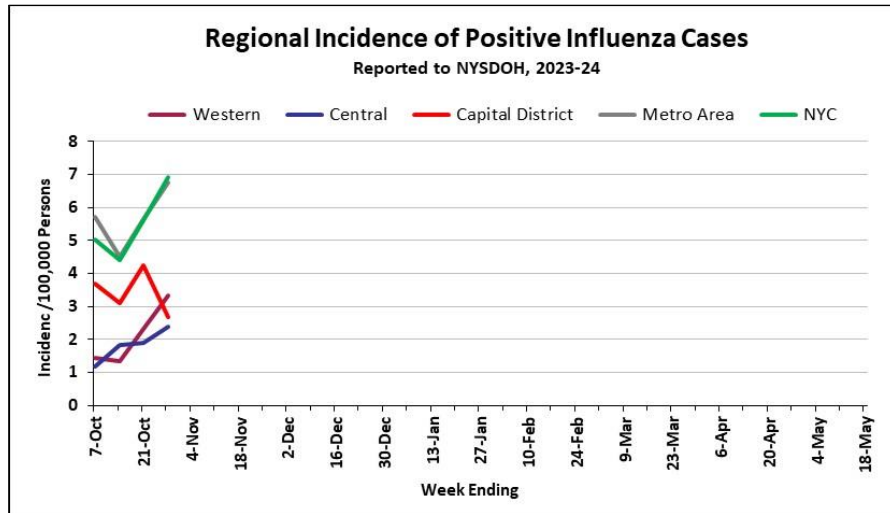
² **No Activity:** No laboratory-confirmed cases of influenza reported to the NYSDOH. **Sporadic:** Small numbers of lab-confirmed cases of influenza reported.

Local: Increased or sustained numbers of lab-confirmed cases of influenza reported in a single region of New York State; sporadic in rest of state. **Regional:** Increased or sustained numbers of lab-confirmed cases of influenza reported in at least two regions but in fewer than 31 of 62 counties. **Widespread:** Increased or sustained numbers of lab-confirmed cases of influenza reported is greater than 31 of the 62 counties. Increased or sustained is defined as 8 or more cases of laboratory-confirmed influenza per 100,000 population

³ **ILI** = influenza-like illness, defined as temperature 100° F with cough and/or sore throat in the absence of a known cause other than influenza.

Regional Incidence for Lab-confirmed Cases and Hospitalizations

Regional incidence rates are calculated for both lab-confirmed cases and hospitalizations.



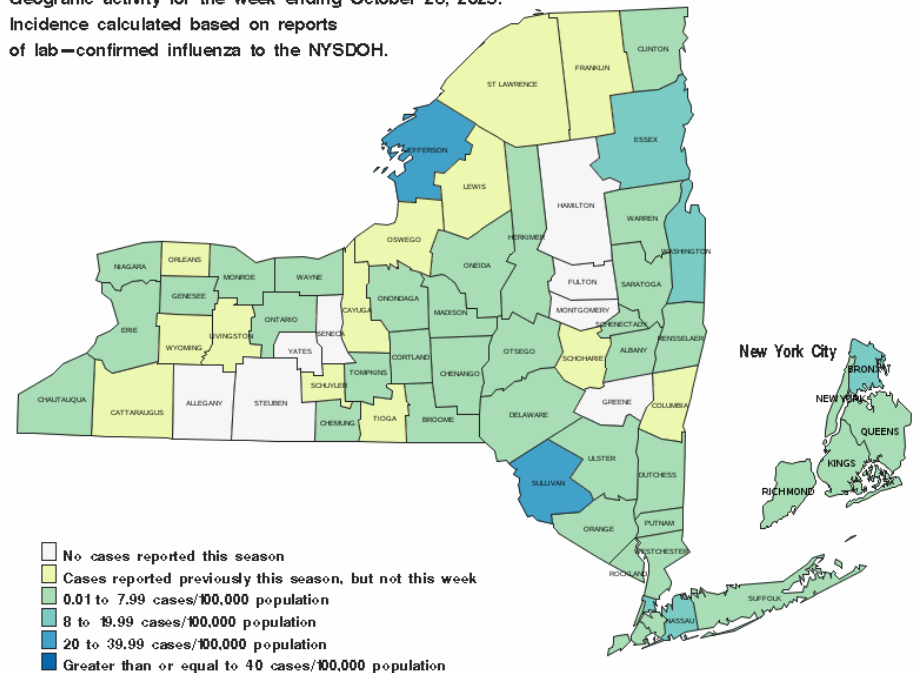
Geographic Activity and Incidence Rate

Laboratories that perform testing on NYS residents report all positive influenza test results to NYSDOH. County and regional incidence rates are calculated statewide to determine geographic activity.

- 41 counties reported influenza cases this week.
- Incidence ranged from 0-26.51 cases/100,000 population.

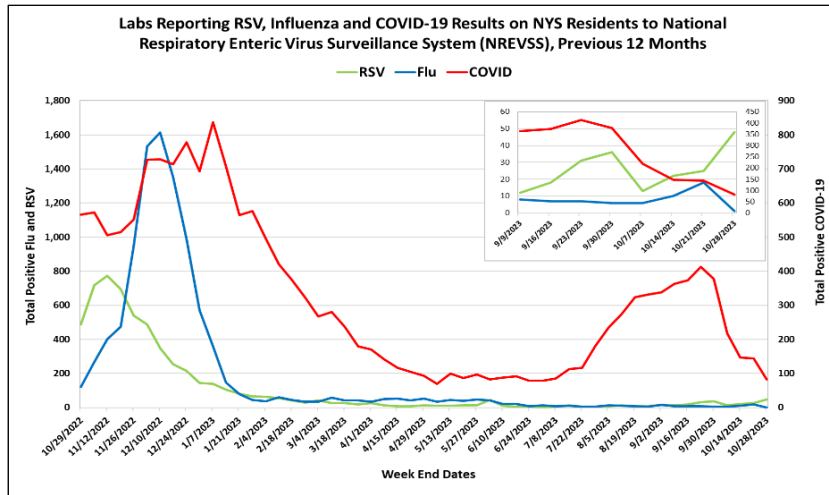
NYS Geographic Activity Level This Season			
Total Weeks at Sporadic	Total Weeks at Local	Total Weeks at Regional	Total Weeks at Widespread
4	0	0	0

Geographic activity for the week ending October 28, 2023. Incidence calculated based on reports of lab-confirmed influenza to the NYSDOH.



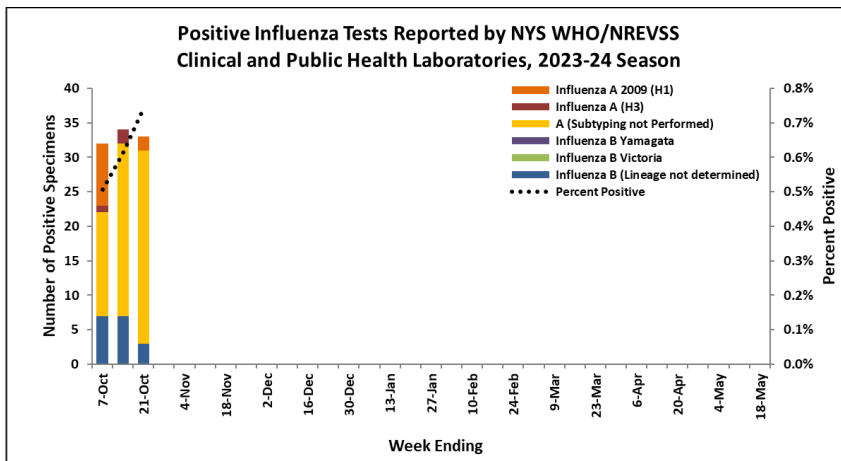
National Respiratory & Enteric Virus Surveillance System (NREVSS)

NREVSS surveillance consists of a subset of clinical and public health laboratories in NYS that voluntarily report weekly aggregate data to the CDC for multiple pathogens including influenza, COVID-19, and RSV⁴.



World Health Organization (WHO) and National Respiratory & Enteric Virus Surveillance System (NREVSS)

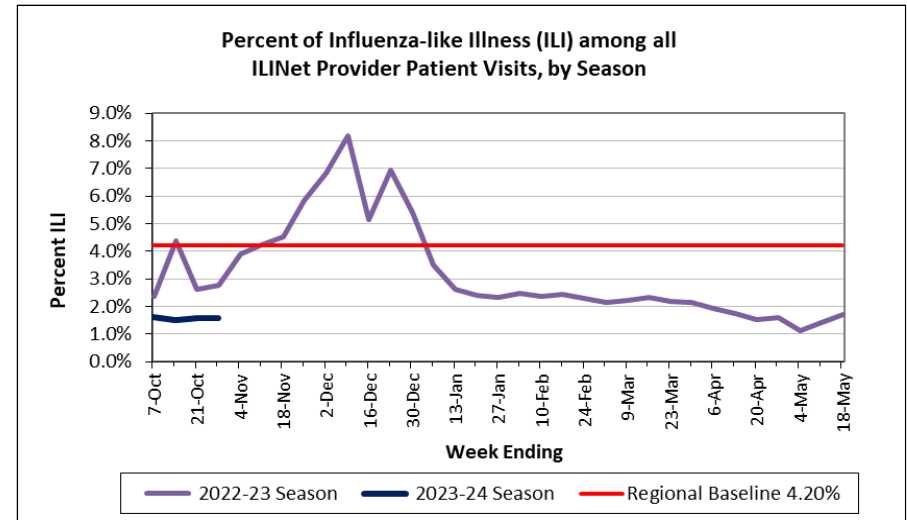
The WHO and NREVSS surveillance system consists of a subset of clinical and public health collaborating laboratories that report aggregate data for influenza-positive specimens by type/subtype to CDC.



⁴ RSV is not a reportable condition in New York State.

Outpatient Influenza-like Illness Surveillance Network (ILINet)

The ILINet Program consists of healthcare providers in NYS (excluding NYC) that voluntarily report aggregate data for the total number of visits and the total number of visits of ILI in an outpatient setting.



Healthcare-associated Influenza Activity (including NYC)

NYS Hospitals and nursing homes statewide report outbreaks of influenza to NYSDOH. For additional information about the influenza mask regulation and the status of the Commissioner's declaration, please visit

www.health.ny.gov/FluMaskReg.

# Outbreaks* lab-confirmed influenza (any type)	Capital Region			Central Region			Metro Region			Western Region			Statewide (Total)		
	HOSP	NH	Total	HOSP	NH	Total	HOSP	NH	Total	HOSP	NH	Total	HOSP	NH	Total
Week-to-Date 10/22/2023 - 10/28/2023	0	0	0	0	0	0	1	1	2	0	0	0	1	1	2
Season-to-Date 10/01/2023 - 10/28/2023	0	1	1	0	1	1	4	2	6	1	0	1	5	4	9

Hosp - Article 28 Hospitals

NH - Article 28 Nursing Homes

*Outbreaks are reported based on the onset date of symptoms in the first case