



# NEW YORK STATE (EXCLUDING NEW YORK CITY) OVERDOSE DATA TO ACTION (OD2A) SYNDROMIC SURVEILLANCE OPIOID OVERDOSE 2021 ANNUAL DATA BRIEF

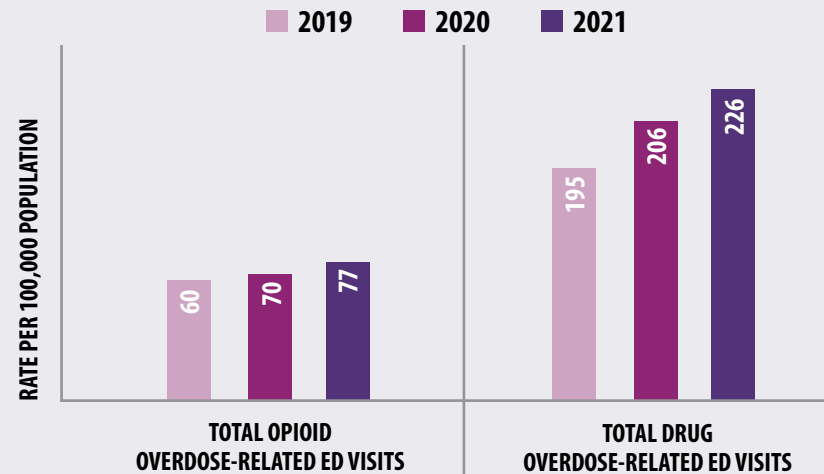
The Centers for Disease Control and Prevention (CDC) funds the multi-year Overdose Data to Action (OD2A) cooperative agreement to support state, territorial, county, and city health departments to collect high quality, comprehensive, and timely data on nonfatal and fatal overdoses and use those data to inform prevention and response efforts. New York State Department of Health (NYSDOH) aims to strengthen the surveillance of overdose activity by closely monitoring overdose-related emergency department (ED) visits, sharing periods of heightened drug overdose activity with local partners, and rapidly responding to clusters of overdoses within each county in New York State, excluding New York City (NYC). This data brief, utilizing the NYSDOH Syndromic Surveillance data, provides information on ED visits related to drug and opioid overdoses for NYS outside NYC from 2019 to 2021.

For more information, please contact: [opioidprevention@health.ny.gov](mailto:opioidprevention@health.ny.gov) or visit <https://www.health.ny.gov/statistics/opioid/>

**TABLE 1: TOTAL FREQUENCY OF OPIOID AND DRUG OVERDOSE-RELATED ED VISITS, SYNDROMIC SURVEILLANCE, NEW YORK STATE EXCLUDING NEW YORK CITY, 2019-2021**

	2019	2020	2021
<b>Total Opioid Overdose-Related ED Visits</b>	6,680	7,706	8,519
<b>Total Drug Overdose-Related ED Visits</b>	21,735	22,844	25,013

**FIGURE 1 — RATE OF OPIOID AND DRUG OVERDOSE-RELATED ED VISITS, SYNDROMIC SURVEILLANCE, NEW YORK STATE EXCLUDING NEW YORK CITY, 2019-2021.**



**21.6%** INCREASE IN OPIOID-RELATED OVERDOSE EMERGENCY DEPARTMENT VISITS FROM 2019 TO 2021

**34%** OF ALL DRUG OVERDOSE-RELATED EMERGENCY DEPARTMENT VISITS IN 2021 INVOLVED OPIOIDS

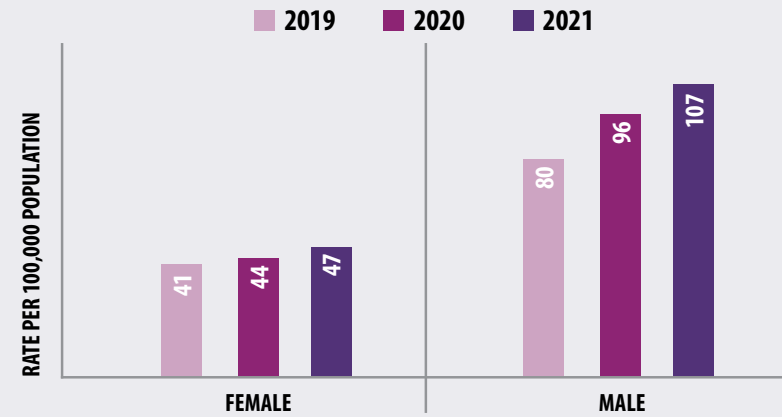
This publication was made possible by the Overdose Data to Action (OD2A) cooperative agreement number NU17CE924974 from the Centers for Disease Control and Prevention (CDC). Its contents are solely the responsibility of the authors at the New York State Department of Health and do not necessarily represent the official views of the CDC.

**TABLE 2: OPIOID OVERDOSE FREQUENCY BY SELF-IDENTIFIED GENDER, SYNDROMIC SURVEILLANCE, NEW YORK STATE EXCLUDING NEW YORK CITY, 2019-2021**

SELF-IDENTIFIED GENDER	2019	2020	2021
Female	2,323	2,472	2,672
Male	4,350	5,219	5,828
Missing	7	15	19

In 2021, the rates of overdoses among males are 127.6% higher than females. Rates see a steady increase in both males and females from 2019 to 2021.

**FIGURE 2 — OPIOID OVERDOSE RATES BY SELF-IDENTIFIED GENDER, SYNDROMIC SURVEILLANCE, NEW YORK STATE EXCLUDING NEW YORK CITY, 2019-2021**

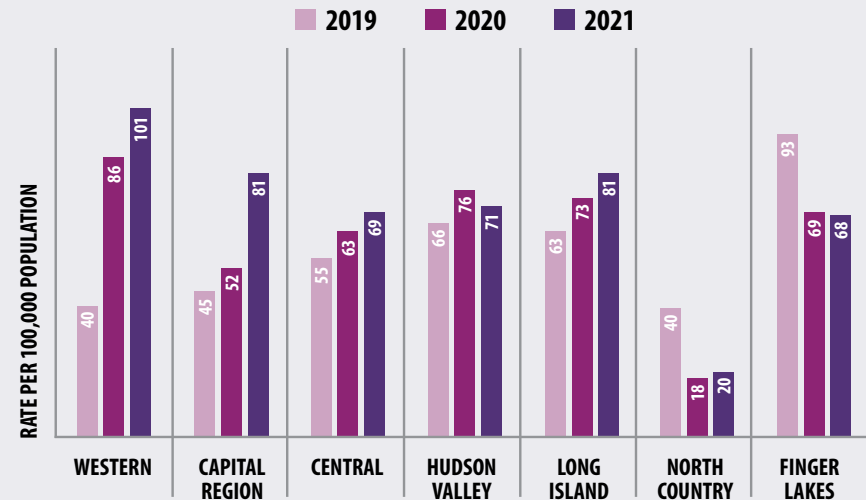


**TABLE 3: OPIOID OVERDOSE FREQUENCY BY REGION, SYNDROMIC SURVEILLANCE, NEW YORK STATE EXCLUDING NEW YORK CITY, 2019-2021**

REGION	2019	2020	2021
Western	608	1,300	1,523
Capital Region	592	683	1,063
Central	876	996	1,083
Hudson Valley	1,542	1,759	1,640
Long Island	1,779	2,051	2,296
North Country	113	49	57
Finger Lakes	1,170	868	857

When comparing year 2019 to 2021 the rates in Western, Capital, Central, Hudson Valley and Long Island regions increased, while the rates in North Country and Finger Lakes regions decreased. However, in the Hudson Valley region the rate in 2020 was higher than both the rates in 2019 and 2021. Please see Appendix 1 for the full list of regions/participating EDs.

**FIGURE 3 — OPIOID OVERDOSE RATES BY REGION, SYNDROMIC SURVEILLANCE, NEW YORK STATE EXCLUDING NEW YORK CITY, 2019-2021**

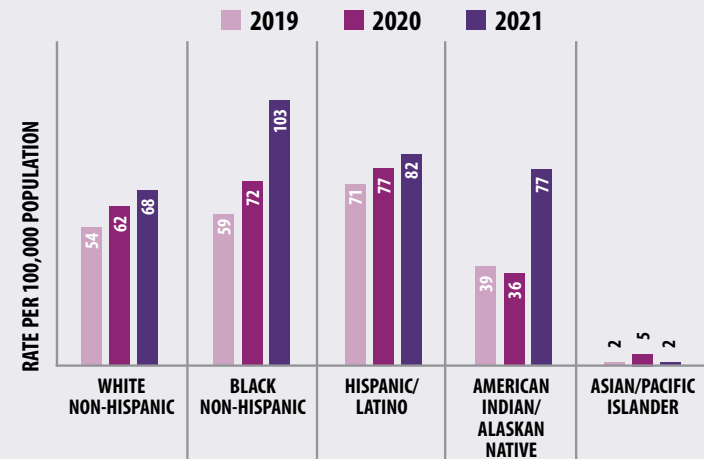


**TABLE 4: OPIOID OVERDOSE FREQUENCY BY RACE/ETHNICITY, SYNDROMIC SURVEILLANCE, NEW YORK STATE EXCLUDING NEW YORK CITY, 2019-2021**

RACE/ETHNICITY	2019	2020	2021
White Non-Hispanic	4,380	5,061	5,475
Black Non-Hispanic	627	769	1,092
Hispanic/Latino	943	1,039	1,112
American Indian/ Alaskan Native	17	16	34
Asian/Pacific Islander	12	25	13
Other	312	380	419
Missing	230	256	175

In 2021, rates for American Indian/Alaskan Native see a 97.4% increase, and Black Non-Hispanic see a 74.5% increase compared to 2019 respectively. Asian/Pacific Islander is the only race/ethnicity that does not see an increase in rate from 2019 to 2021.

**FIGURE 4 — OPIOID OVERDOSE FREQUENCY BY RACE/ETHNICITY, SYNDROMIC SURVEILLANCE, NEW YORK STATE EXCLUDING NEW YORK CITY, 2019-2021**

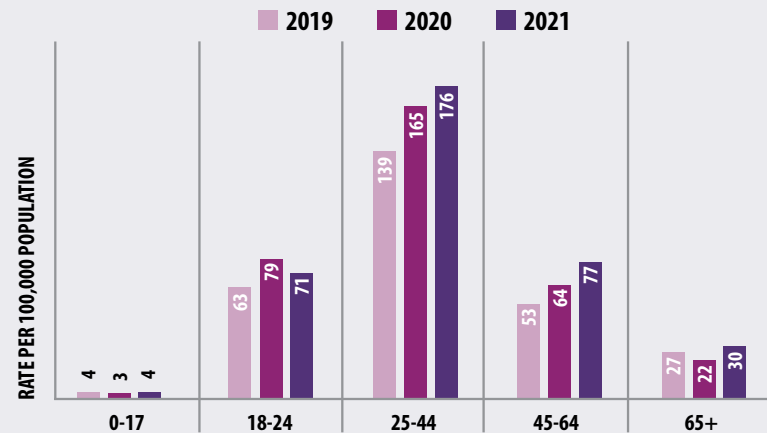


**TABLE 5: OPIOID OVERDOSE FREQUENCY BY AGE GROUP, SYNDROMIC SURVEILLANCE, NEW YORK STATE EXCLUDING NEW YORK CITY, 2019-2021**

AGE GROUP	2019	2020	2021
0-17	96	72	101
18-24	676	826	741
25-44	3,735	4,430	4,726
45-64	1,622	1,909	2,290
65+	545	448	627
Missing	6	21	34

In 2021, the age group 45-64 sees the highest increase of 45.3% compared to 2019. The 25-44 age group continues to be the highest impacted age group comprising of 55.5% of total cases in 2021.

**FIGURE 5 — OPIOID OVERDOSE FREQUENCY BY AGE GROUP, SYNDROMIC SURVEILLANCE, NEW YORK STATE EXCLUDING NEW YORK CITY, 2019-2021**



**SYNDROMIC SURVEILLANCE:** Emergency Department (ED) syndromic surveillance data is preliminary data based upon analyzing patient chief complaints and diagnosis codes that are electronically submitted to NYSDOH's participating hospital EDs. Throughout 2019 to 2021, 133 of 134 (99%) ED facilities in NYS outside NYC (excluding Veteran's Hospital EDs) participate in this syndromic surveillance effort. Custom software reads the chief complaint and diagnosis codes of every patient record and searches for disease or medical condition related words, phrases, symptoms, and diagnosis codes. Data includes patients who were admitted to the hospitals, as well as those were discharged. When a match occurs, the record is assigned to one or multiple syndromes. A syndrome is defined as a disease or medical condition characterized by a set of symptoms and diagnosis codes. Data in this brief include admissions from hospitals located in NYS outside of NYC regardless of patients' residential address. The "Opioid Overdose" syndrome and its subcategory the "Heroin Overdose" syndrome are among the 17 syndromes recorded by the NYSDOH. From 2019 to 2021, facility reporting of diagnosis codes continues to improve and may lead to an increase in the number of opioid overdose visits identified by the syndrome definition.

APPENDIX 1. PARTICIPATING ED FACILITIES

Regions may be defined differently by other programs. Updated: March 11, 2020

Western	Allegany	0039	JONES MEMORIAL HOSPITAL	Hudson Valley	Jefferson	0367	SAMARITAN MEDICAL CENTER (WATERTOWN)	North Country	0541	NSUH-MANHASSET		
	Cattaraugus	0066	OLEAN GENERAL HOSPITAL		Jefferson	0377	RIVER HOSPITAL		0550	NSUH-SYOSSET		
	Chautauqua	0111	WESTFIELD MEMORIAL HOSPITAL		Jefferson	0379	CARTHAGE AREA HOSPITAL		0551	ST JOSEPH HOSPITAL		
		0098	BROOKS MEMORIAL HOSPITAL		Lewis	0383	LEWIS COUNTY GENERAL HOSPITAL		0552	PLAINVIEW HOSPITAL		
		0103	WOMANS CHRISTIAN ASSOCIATION HOSPITAL		Madison	0397	ONEIDA HEALTHCARE		0563	ST FRANCIS HOSPITAL (ROSLYN)		
		0114	LAKE SHORE HOSPITAL		Madison	0401	COMMUNITY MEMORIAL HOSPITAL (HAMILTON)		0528	NASSAU UNIVERSITY MEDICAL CENTER		
		Erie	0207		BUFFALO GENERAL MEDICAL CENTER	Oneida	0589		ROME MEMORIAL HOSPITAL	Suffolk	0245	SUNY HOSPITAL AT STONY BROOK
			0208		JOHN R. OISHEI CHILDRENS HOSPITAL	Oneida	0599		FAXTON-ST LUKES HEALTHCARE (ST LUKES DIVISION)	0885	BROOKHAVEN MEMORIAL HOSPITAL MEDICAL CENTER	
			0210		ERIE COUNTY MEDICAL CENTER	Onondaga	0598		ST ELIZABETH MEDICAL CENTER	0891	EASTERN LONG ISLAND HOSPITAL	
			0213		BUFFALO MERCY	Onondaga	0628		UPSTATE UNIVERSITY HOSPITAL AT COMMUNITY GENERAL	0895	JOHN T. MATHER MEMORIAL HOSPITAL	
			0218		SISTERS OF CHARITY HOSPITAL	Onondaga	0630		ST JOSEPHS HOSPITAL (SYRACUSE)	0896	ST CHARLES HOSPITAL	
			0267		KENMORE MERCY HOSPITAL	Onondaga	0635		UNIVERSITY HOSPITAL SUNY HEALTH SCIENCE CENTER	0913	HUNTINGTON HOSPITAL	
	0280		BERTRAND CHAFFEE HOSPITAL		Onondaga	0636	CROUSE HOSPITAL		0925	GOOD SAMARITAN HOSPITAL (W ISLIP)		
	0292		ST JOSEPH HOSPITAL OF CHEEKTOWAGA		Oswego	0727	OSWEGO HOSPITAL		0943	ST CATHERINE OF SIENA HOSPITAL		
	3067	MILLARD FILLMORE SUBURBAN HOSPITAL	Tompkins		0977	CAYUGA MEDICAL CENTER AT ITHACA	0889		SOUTHAMPTON HOSPITAL			
	5780	MERCY AMBULATORY CARE CENTER	Dutchess		0180	MID-HUDSON VALLEY DIVISION OF WESTCHESTER MEDICAL CENTER	0938		PECONIC BAY MEDICAL CENTER			
	Genesee	0339	UNITED MEMORIAL MED CTR (NORTH ST)		Orange	0181	VASSAR BROTHERS HOSPITAL		Clinton	0135	CHAMPLAIN VALLEY PHYSICIANS HOSPITAL MEDICAL CENTER	
	Niagara	0565	EASTERN NIAGARA (LOCKPORT)		Orange	0192	NORTHERN DUTCHESS HOSPITAL		Essex	0303	ELIZABETHTOWN COMMUNITY HOSPITAL	
		0581	DEGRAFF MEMORIAL HOSPITAL		Orange	0694	ST LUKES CORNWALL HOSPITAL - NEWBURGH		0306	ADIRONDACK MEDICAL CENTER (LAKE PLACID)		
		0583	MOUNT ST MARYS HOSPITAL AND HEALTH CENTER		Orange	0704	ST ANTHONY COMMUNITY HOSPITAL		0309	MOSES-LUDINGTON HOSPITAL		
Orleans	0718	MEDINA MEMORIAL HOSPITAL	Putnam	0708	BON SECOURS COMMUNITY HOSPITAL	Franklin	0324	ADIRONDACK MEDICAL CENTER (SARANAC LAKE)				
Wyoming	1153	WYOMING COUNTY COMMUNITY HOSPITAL	Putnam	0686	ORANGE REGIONAL MEDICAL CENTER - GOSHEN CAMPUS	0325	ALICE HYDE MEDICAL CENTER					
Capital District	Albany	0001	ALBANY MEDICAL CENTER	Rockland	0752	PUTNAM HOSPITAL CENTER	St. Lawrence	0798	CLAXTON HEPBURN MEDICAL CENTER			
	0004	ALBANY MEMORIAL HOSPITAL	Rockland	0776	NYACK HOSPITAL	0812	GOUVERNEUR HOSPITAL					
	0005	ST PETERS HOSPITAL	Sullivan	0779	GOOD SAMARITAN HOSPITAL (SUFFERN)	0815	CANTON-POTSDAM HOSPITAL					
	Columbia	0146	COLUMBIA MEMORIAL HOSPITAL	Sullivan	0968	CATSKILL REGIONAL MEDICAL CENTER (G HERMANN SITE)	0817	CLIFTON-FINE HOSPITAL				
	Delaware	0165	OCONNOR HOSPITAL	Sullivan	0971	CATSKILL REGIONAL MEDICAL CENTER	0804	MASSENA MEMORIAL HOSPITAL				
	0170	MARGARETVILLE MEMORIAL HOSPITAL	Ulster	0990	KINGSTON HOSPITAL	Finger Lakes	Chemung	0116	ARNOT OGDEN MEDICAL CENTER			
	8554	TRI TOWN REGIONAL HEALTHCARE	Westchester	1039	HUDSON VALLEY HOSPITAL CENTER	0118	ST JOSEPHS HOSPITAL (ELMIRA)					
	Fulton	0330	NATHAN LITTAUER HOSPITAL	Westchester	1045	WHITE PLAINS MEDICAL CENTER	Livingston	0393	NICHOLAS H NOYES MEMORIAL HOSPITAL			
	Montgomery	0484	ST MARYS HEALTHCARE (AMSTERDAM)	Westchester	1061	MOUNT VERNON HOSPITAL	Monroe	0409	HIGHLAND HOSPITAL			
	Otsego	0739	AURELIA OSBORN FOX MEMORIAL HOSPITAL	Westchester	1072	SOUND SHORE MEDICAL CENTER OF WESTCHESTER	0411	ROCHESTER GENERAL HOSPITAL				
0746	MARY IMOGENE BASSETT HOSPITAL	Westchester	1097	ST JOHNS RIVERSIDE HOSPITAL (ST JOHNS)	0413	STRONG MEMORIAL HOSPITAL						
Rensselaer	0756	SAMARITAN HOSPITAL	Westchester	1098	ST JOSEPHS MEDICAL CENTER (YONKERS)	0471	THE UNITY HOSPITAL OF ROCHESTER					
Saratoga	0818	SARATOGA HOSPITAL	Westchester	1117	NORTHERN WESTCHESTER HOSPITAL	Ontario	0671	GENEVA GENERAL HOSPITAL				
Schenectady	0829	ELLIS HOSPITAL	Westchester	1122	LAWRENCE HOSPITAL	0676	CLIFTON SPRINGS HOSPITAL AND CLINIC					
Schoharie	0851	BASSETT HOSPITAL OF SCHOHARIE COUNTY	Westchester	1124	ST JOHNS RIVERSIDE HOSPITAL (DOBBS FERRY)	0678	FREDERICK FERRIS THOMPSON HOSPITAL					
Warren	1005	GLENS FALLS HOSPITAL	Westchester	1129	PHELPS MEMORIAL HOSPITAL	Schuyler	0858	SCHUYLER HOSPITAL				
Central	Broome	0042	UHS - BINGHAMTON GENERAL HOSPITAL	Westchester	1139	WESTCHESTER MEDICAL CENTER	Steuben	0866	CORNING HOSPITAL			
	0043	OUR LADY OF LOURDES MEMORIAL HOSPITAL	Westchester	1139	WESTCHESTER MEDICAL CENTER	0873	IRA DAVENPORT MEMORIAL HOSPITAL					
	0058	UHS - WILSON MEDICAL CENTER	Long Island	Nassau	0490	NORTH SHORE UNIVERSITY HOSPITAL AT GLEN COVE	Wayne	1028	NEWARK-WAYNE COMMUNITY HOSPITAL			
	Cayuga	0085	AUBURN MEMORIAL HOSPITAL	Long Island	Nassau	0511	WINTHROP UNIVERSITY HOSPITAL	Yates	1158	SOLDIERS AND SAILORS MEMORIAL HOSPITAL		
	Chenango	0128	CHENANGO MEMORIAL HOSPITAL	Long Island	Nassau	0513	MERCY MEDICAL CENTER (ROCKVILLE CTR)					
	Cortland	0158	CORTLAND MEMORIAL HOSPITAL	Long Island	Nassau	0518	LONG ISLAND JEWISH VALLEY STREAM					
	Herkimer	0362	LITTLE FALLS HOSPITAL	Long Island	Nassau	0527	SOUTH NASSAU COMMUNITIES HOSPITAL					